

**ELECTRICAL INSTALLATIONS
INSTALLATION IN LIGHT STORES INBOARD PYLONS.
(SPECIAL ORDER ONLY)**

Ref. No.	Part No.	Description	No. off	Material Specification	Class of Store or L.M	Plate No.
	—	INSTALLATION IN LIGHT STORES INBOARD PYLON, PORT (Drg. Nos. 10-20 A 3159A and 10-20 N 23723) (Mod. 5134) (SPECIAL ORDER ONLY)	1	—	—	
	—	INSTALLATION IN LIGHT STORES INBOARD PYLON, STARBOARD (Drg. Nos. 10-20 A 3160A and 10-20 N 23723) (Mod. 5134) (SPECIAL ORDER ONLY)	1	—	—	
	DHS.456/2	BLOCK , terminal, 2-way, coded "YZ-D," assembly (For breakdown see DHS. Data Sheet)	1	—	—	
28S/1200039	A31/B32	Attachments for DHS.456/2, Block :— Screw, 4 BA	2	—	C	
28W/9437455	SP.25/B	Washer	2	—	C	
5CZ/7616	WARD BROOKE WB.1110/S/5	BLOCK , terminal, 5-way, coded "YZ-E" and "YZ-F" (Mod. 5134)	2	—	C	
28M/10287	AGS.2001/B/1	Attachments for Ref. No. 5CZ/7616, Block :— Nut, 4 BA	2	—	C	
28S/1200066	A33/B20	Screw, 4 BA	2	—	C	
28W/9419465	SP.13/B	Washer	2	—	C	
	10-20 N 24437A	BOX , relay, assembly (Mod. 5171)	1	—	—	
	17035	Spares for :— BOX , bare, assembly	1	—	C	EDB2
	10-20 N 8687	Spares for :— BLOCK , base attachment	4	S.92	—	EDB2
	10-20 N 8685	BLOCK , lid attachment	4	S.92	—	EDB2
12680	10-20 N 11611A	BOARD , tag	2	—	C	EDB2
	10-20 N 8683	MOUNTING , relay, 20 SWG	2	L.72	LM	EDB2
	10-20 N 24437A/ CABLES	CABLES , link	QR	—	ECC	
14365	M.B. METALS Ltd. CD.1854	CONNECTOR , butt, 6 way, coded "YZ3"	1	—	C	
28M/10286	AGS.2001/A/1	Attachments for CD.1854, Connector :— Nut, 6 BA	3	—	C	
28S/1200060	A33/A16	Screw, 6 BA	3	—	C	
28W/9419473	SP.15/A	Washer	3	—	C	
15169	10-20 N 13251	LID , box	1	LFS.26	C	EDB2
28S/1200034	A31/B16	Attachments for 10-20 N 13251, Lid :— Screw, 4 BA	4	—	C	
28W/9419401	SP.10/B	Washer	4	—	C	
28W/9416642	SP.47/B	Washer	4	—	C	
5CZ/6583	WARD BROOKE 1110/40	LINK , between terminals YZ-E4 and 5, also YZ-F4 and 5 (Mod. 5134)	2	—	C	
28S/9435715	10-20 N 8679	PLATE , base, 14 SWG	1	L.72	LM	EDB2
	A33/B16	Attachments for 10-20 N 8679, Plate :— Screw, 4 BA	4	—	C	

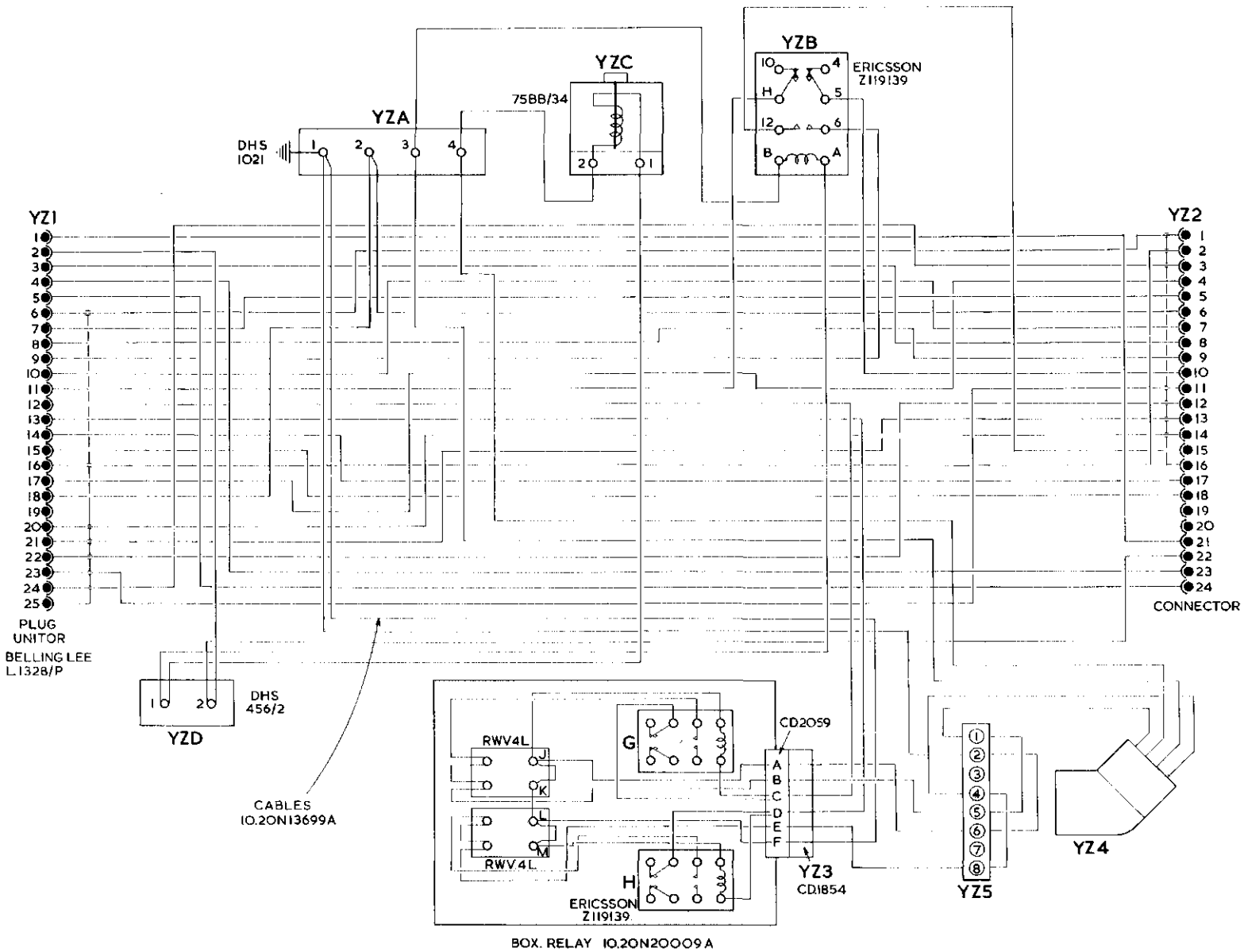
**ELECTRICAL INSTALLATIONS
INSTALLATION IN LIGHT STORES INBOARD PYLONS
(SPECIAL ORDER ONLY)**

Ref. No.	Part No.	Description	No. off	Material Specification	Class of Store or L.M.	Plate No.
10F/0119145 5945-99-911-9139	10-20 N 24461A/ND	RELAY , C/W cables, coded "G," assembly ...	1	—	—	
	—	RELAY , magnetic (5945-99-011-9145) ...	1	—	C	
	—	RELAY , magnetic, coded "H" ...	1	—	C	
28M/10286 28S/9419435 28W/9419474	AGS.2002/B/1	Attachments for Ref. No. 5945-99-911-9139 or 10-20 N 24461A/ND, Relay :—				
	A31/B12	Nut, 4 BA ...	2	—	C	
	SP.15/B	Screw, 4 BA ... Washer ...	2 2	— —	C C	
28M/10287 28W/9419401	10-20 N 8867	PIN , guide ...	1	S.92	—	EDB2
	AGS.2001/B/1	Attachments for 10-20 N 8867, Pin :—				
	SP.10/B	Nut, 4 BA ... Washer ...	1 1	— —	C C	
28D/1007319	AS.1242/4B	Attachments for 10-20 N 24437A, Box :—				
19190	10-20 N 24053A	Bolt, 4 BA ...	3	—	C	
		CABLE , coded "YZ," complete with brackets, assembly (Mod. 5134) Spares for :—	1	—	C	
12683	10-20 N 8857A	BRACKET , assembly ...	1	—	C	EDB2 EDB2
12682	10-20 N 10421A	BRACKET , relay, assembly ...	1	—	C	
14366	M.B. METALS CD.2059	CONNECTOR , butt, 6-way, at end, coded "YZ3" Attachments for CD.2059, Connector :—	1	—	C	
28M/10286	AGS.2001/A/1	Nut, 6 BA ...	3	—	C	
28S/1200060 28W/9419473	A33/A16 SP.15/A	Screw, 6 BA ... Washer ...	3 3	— —	C C	
10H/9562007 10F/5945-Z119139	BELLING-LEE L.1328/P ERICSSON	PLUG , Unitor, 25-way ... RELAY , miniature, sealed, Type 2, coded "YZ-B" Attachments for Ref. No. 10F/5945-Z119139, Relay :—	1 1	— —	C C	
28M/10327	AGS.2002/B/1	Nut, 4 BA ...	2	—	C	
28S/14005 28W/9419474	A32/B14 SP.15/B	Screw, 4 BA ... Washer ...	2 2	— —	C C	
28S/1200062 28D/1007468	A33/A20 AS.1242/3B	Attachments for 10-20 N 24052A, Cable :— Screw, 6 BA (at plug coded "YZ1") ... Bolt, 4 BA (at connector coded "YZ2") ...	4 4	— —	C C	
19188	10-20 N 23785A	CABLE , coded "YZ," assembly (Mod. 5134) Spares for :—	1	—	P	
	10-20 A 5963A	BRACKET , attachment, assembly ... Attachments for 10-20 A 5963A, Bracket :—	1	—	—	
28M/10286 28S/1006948 28W/9419446	AGS.2002/A/1 A32/A12 SP.10/A	Nut ... Screw ... Washer ...	2 2 2	— — —	C C C	
28D/9419452 28W/9419474	A25/3B SP.15/B	Attachments for 10-20 N 23785A, Cable :— Bolt ... Washer ...	2 2	— —	C C	
19187	10-20 N 23711A 10-20 N 23829A	CABLE , Unitor, coded "YZ," assembly (Mod. 5134) CABLE , coded "YZ.N-YZ.A," assembly (Mod. 5136) Attachments for 10-20 N 23829A, Cable (at earth bolt) :—	1 1	— —	P ECC	
28M/10287 28W/9419465	AGS.2001/B/1 SP.13/B	Nut, 4 BA ... Washer ...	1 1	— —	C C	
19189	10-20 N 23781A	CABLE , coded "YZ4-YZ7," assembly (Mod. 5134)	1	—	P	

**ELECTRICAL INSTALLATIONS
INSTALLATION IN LIGHT STORES INBOARD PYLONS
(SPECIAL ORDER ONLY)**

Ref. No.	Part No.	Description	No. off	Material Specification	Class of Store or L.M.	Plate No.
	10-20 N 10511A	CHANNEL , mounting earth terminal, coded "YZA" and terminal block, coded "YZD," assembly	1	—	—	EDB2
28M/9434251	10-20 N 10509ND	CHANNEL , bare, 16 SWG	1	L.72	LM	EDB2
28M/13774	AGS.2008/B/1	NUT , 4 BA, double anchor	2	—	C	
	AGS.2019/B/1	NUT , 4 BA, single anchor	2	—	C	
28D/9419452	A25/3B	Attachments for 10-20 N 10511A, Channel :—				
28W/9437455	SP.25/B	Bolt , 4 BA	2	—	C	
		Washer	2	—	C	
	—	CONTACT , earth, coded "YZN" (See sub-section JG)	—	—	—	
758B/34	—	INDICATOR , magnetic, coded "YZC"	1	—	P	
	—	SERVICING SAFETY BREAK, GROUP	1	—	—	
		(Drg. No. 10-20 A 2803) (Mod. 5032)				
19568	10-20 A 2923A	PLUG , safety, assembly	1	—	C	EDB2
		Spares for :—				
15473	10-20 A 2901A	INDICATOR , engraved "ERU PLUG OUT"	1	—	C	EDB2
15887	10-20 N 13541A	PLUG , coded "LS," assembly	1	—	C	EDB2
		Attachments for 10-20 N 13541A, Plug :—				
28S/1200056	A33/A10	Screw , 6 BA	4	—	C	
10H/0562507	—	SOCKET , stowage, unitor 8 pole, coded "YZ5"	1	—	—	
		Attachments for Ref. No. 10H/0562507, Socket :—				
28M/1200096	A27/AT	Nut , 6 BA	4	—	C	
	10-20 A 2827ND	Packing , $\frac{7}{32}$ " thick \times 0".6 \times 0".3	2	LFS.21-23	LM	
28S/1200061	A33/A18	Screw , 6 BA	4	—	C	
5F/9434858	—	STRAP , cable binding, $\frac{5}{16}$ " wide	QR	P.V.C.	C	
5F/9138823	—	STUD , for cable strap	QR	Nylon	C	
32B/—	—	TAPE , identification, numbers and letters, use from Ref. Nos. 32B/1087 to 32B/1120 inclusive, as required	QR	—	C	
26DR/3149	DHS.1021	TERMINAL , earth, coded "YZA," assembly	1	—	C	
15677	DHS.1018	BRACKET	1	—	C	
5X/	PLESSEY Z.50005	CHANNEL , clamping	4	—	C	
5X/8484	PLESSEY Z.24686	CIRCLIP	4	—	C	
5X/	PLESSEY Z.77414	LABEL , and plate	4	—	C	
5X/	PLESSEY Z.50749	PLATE , contact	4	—	C	
5X/8483	PLESSEY Z.24264	SCREW	4	—	C	
5X/8485	PLESSEY Z.23209	SPRING	4	—	C	
		Attachments for DHS.1021, Terminal :—				
28M/10328	AGS.2002/C/1	Nut , 2 BA	2	—	C	
28S/9133016	A32/C12	Screw , 2 BA	2	—	C	

INBOARD PYLON

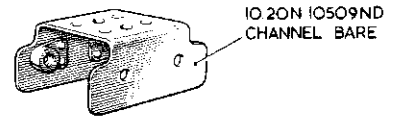
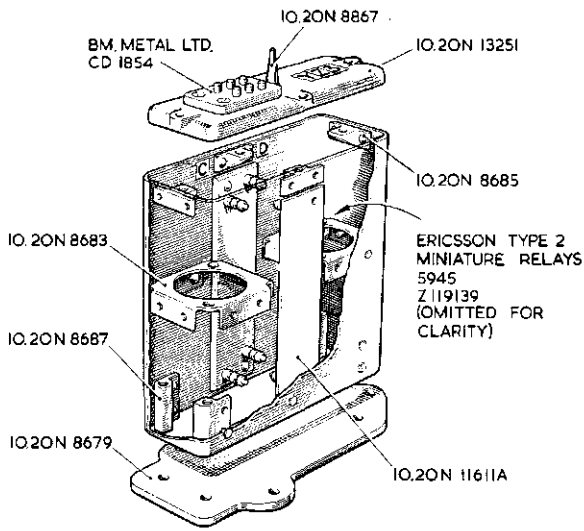


EDB.1

ELECTRICAL INSTALLATION
LIGHT STORES INBOARD PYLONS

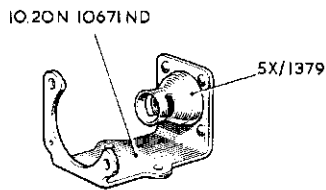
EDB.1
[ALSI]

RESTRICTED

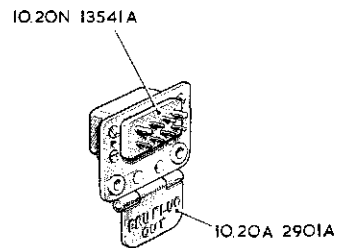


CHANNEL, ASSY.:-
IO.2ON 10511A

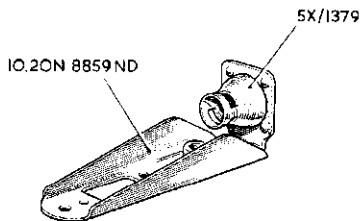
BOX, RELAY,
IO.2ON 20009A
BOX, RIVETED ASSY.:-
IO.2ON 20939A



BRACKET, RELAY.
IO.2ON 10421A



SAFETY, PLUG ASSY.:-
IO.20A 2923A



BRACKET, ASSY., FOR
CABLE CODED 'Y Z'.
IO.2ON 8857A

This file was downloaded
from the RTFM Library.
Link: www.scottbouch.com/rftm
Please see site for usage terms,
and more aircraft documents.

