

**EQUIPMENT, SPECIAL OPERATIONAL
ARMAMENT FUSING UNITS IN FUSELAGE
(SPECIAL ORDER ONLY)**

Ref. No.	Part No.	Description	No. off	Material Specification	Class of Store or L.M	Plate No.
		The following alternative types of fusing units are required when armament stores are fitted to out-board heavy stores pylons (Ref. Drg. No. 10-20 G 525)				
		INSTALLATION OF E.L. FUSING UNITS IN FUSELAGE (FOR CARRIAGE OF 1000 LBS. BOMBS) (Drg. No. 10-20 N 13949, Mod. 5047—for use on Pre Mod. 1133 aircraft)	1	—	—	JK1
5D/2298	10-20 N 23025A	DISTRIBUTOR , bomb, Type B, Mk. 2 (Mods. 5091 and 5106) (When fitting remove bracket from mounting tray) Spares for :—	1	—	P	
18110	10-20 N 22907	BLOCK Attachments for 10-20 N 22907, Block :—	1	—	C	JK1
28M/10286	AGS.2001/A/1	Nut, 6 BA	4	—	C	
28S/1017747	A32/A14	Screw, 6 BA	4	—	C	
15610	10-20 N 12249A	BOX , relay, assembly (Mod. 5047) Spares for :—	1	—	P	JK1
15611	10-20 N 12235	SPIGOT (Mod. 5047) Attachments for 10-20 N 12235, Spigot :—	2	—	C	JK1
28M/10287	AGS.2001/B/1	Nut, 4 BA	1	—	C	
28W/9419465	SP.13/B	Washer	1	—	C	
	10-20 N 12255	BRACKET , end support, relay, lower (Mod. 5047) 20 SWG	1	L.72	LM	JK1
	10-20 N 12261	BRACKET , end support, relay, upper (Mod. 5047) 20 SWG Attachments for 10-20 N 12255 or 10-20 N 12261, Bracket :—	1	L.72	LM	JK1
28M/10287	AGS.2001/B/1	Nut, 4 BA	4	—	C	
28S/9992525	A32/B12	Screw, 4 BA	4	—	C	
28W/9419465	SP.13/B	Washer	4	—	C	
	10-20 N 23025A/ CABLES	CABLES	QR	—	ECC	
15608	10-20 N 12259	COVER , relay box (Mod. 5047) Attachments for 10-20 N 12259, Cover :—	1	—	C	JK1
28S/9992522	A32/B16	Screw, 4 BA	4	—	C	
28W/9419465	SP.13/B	Washer	4	—	C	
	10-20 N 22949	LABEL , engraved "DISTRIBUTOR BOMB... 5D/2298," Metacal, self adhesive (Mod. 5106)	1	—	LM	JK1
15612	10-20 N 12263A	MOUNTING , relay, assembly (Mod. 5047) Attachments for 10-20 N 12263A, Mounting :—	1	—	C	JK1
28S/1008327	A32/B14	Screw, 4 BA	4	—	C	

**EQUIPMENT, SPECIAL OPERATIONAL
ARMAMENT FUSING UNITS IN FUSELAGE
(SPECIAL ORDER ONLY)**

Ref. No.	Part No.	Description	No. off	Material Specification	Class of Store or LM	Plate No.
28E/9436947	— AS.3180/4B	PLATE , support and "P" clip, group ...	1	—	—	
		CLIP , "P" ...	1	—	C	
28M/10287	AGS.2001/B/1	Attachments for AS.3180/4B, Clip :—				
28S/9435715	A33/B16	Nut, 4 BA ...	1	—	C	
		Screw, 4 BA ...	1	—	C	
15609	10-20 N 12269 PAINTON P12/MFE/311524	PLATE , support "P" clip (Mod. 5047) ...	1	—	C	JK1
		PLUG , 12-way, coded "E.L." ...	1	—		JK1
		Attachments for P12/MFE/311524, Plug :—				
28M/10286	AGS.2001/A/1	Nut, 6 BA ...	2	—	C	
28S/1006979	A32/A10	Screw, 6 BA ...	4	—	C	
28W/1007778	AGS.2035/A	Washer, shakeproof ...	2	—	C	
	G.P.O. LV.3184/A/1Z	RELAY ...	1	—		JK1
	G.P.O. LV.3185/A/1Z/R	RELAY ...	1	—		JK1
	G.P.O. LV.3002/A/8Y	RELAY ...	1	—		JK1
		Remove bush under relay fixing screws, supplied with relays, and replace with the following for attaching each relay :—				
28W/9419465	SP.13/B	Washer ...	2	—	C	
28W/9419448	AGS.2035/B	Washer, shakeproof ...	2	—	C	
5D/1969	—	UNIT , fuse charging, Type E.L., Mk. 1 (When fitting remove stowage bracket from mounting tray)	1	—	P	JK1
5D/1968	—	UNIT , fuse control, Type E.L., Mk. 1 (When fitting remove blanking plate from panel but use existing screws)	1	—	P	JK1
	—	INSTALLATION OF E.L./E.A. FUSING UNITS IN FUSELAGE (FOR CARRIAGE OF 1000 LBS. BOMBS OR "BULL PUP" GUIDED WEAPON) (Drg. No. 10-20 N 22027, Mod. 5093—for use on aircraft embodying Mod. 1133)	1	—	—	JK1
5D/2247	—	UNIT , fuse charging, Type E.L./E.A., Mk. 1 (When fitting, remove stowage bracket from mounting tray)	1	—	P	JK1
5D/2266	—	UNIT , fuse control (Pilot's) Type E.L./E.A. (When fitting, remove blanking plate from panel, but use existing screws)	1	—	P	JK1

**EQUIPMENT, SPECIAL OPERATIONAL
ARMAMENT FUSING UNITS IN FUSELAGE
(SPECIAL ORDER ONLY)**

Ref. No.	Part No.	Description	No. off	Material Specification	Class of Store or L.M.	Plate No.
	—	INSTALLATION OF BOMB DISTRIBUTOR TYPE B. MK. 2 (USED WITH E.L./E.A. FUSING FOR CARRIAGE OF 1000 LBS. BOMBS) (Drg. No. 10-20 N 23645, Mod. 5093 - for use on aircraft Pre and Post Mods. 1133 and 1232)	1	—	—	JK1
5D/2298	10-20 N 23025A	DISTRIBUTOR , bomb, type B, Mk. 2 (Mod. 5901) (When fitting remove bracket from mounting tray) Spares for :—	1	—	—	JK1
18110	10-20N 22907	BLOCK Attachments for 10-20 N 22907, Block :—	1	LFS.21, 23 or 26	C	JK1
28M/10286	AGS.2001/A/1	Nut, 6 BA	4	—	C	
28S/14019	A32/A14	Screw, 6 BA	4	—	C	
15610	10-20 N 12249A	BOX , relay, assembly (Mod. 5047) Spares for :—	1	—	P	JK1
15611	10-20 N 12235	SPIGOT (Mod. 5047) Attachments for 10-20 N 12235, Spigot :—	2	S.93	C	JK1
28M/10287	AGS.2001/B/1	Nut, 4 BA	1	—	C	
28VV/9419465	SP.13/B	Washer	1	—	C	
	10-20 N 12255	BRACKET , end support, relay, lower (Mod. 5047) 20 SWG	1	L.72	LM	JK1
	10-20 N 12261	BRACKET , end support, relay, upper (Mod. 5047) 20 SWG Attachments for 10-20 N 12255 or 10-20 N 12261, Bracket :—	1	L.72	LM	JK1
28M/10287	AGS.2001/B/1	Nut, 4 BA	4	—	C	
28S/9992525	A32/B12	Screw, 4 BA	4	—	C	
28VV/9419465	SP.13/B	Washer	4	—	C	
15608	10-20 N 23025A/ CABLES 10-20 N 12259	CABLES COVER , relay box (Mod. 5047) Attachments for 10-20 N 12259, Cover :—	QR 1	— L.72	ECC C	JK1
28S/9992522	A32/B16	Screw, 4 BA	4	—	C	
28VV/9419465	SP.13/B	Washer	4	—	C	
	10-20 N 22949	LABEL , engraved "DISTRIBUTOR BOMB..... 5D/2298." Metacal. self adhesive (Mod. 5106)	1	—	LM	JK1
15612	10-20 N 12263A	MOUNTING , relay, assembly (Mod. 5047) Attachments for 10-20 N 12263A, Mounting :—	1	—	C	JK1
28S/14005	A32/B14	Screw, 4 BA	4	—	C	
28E/9436947	AS.3180/4B	PLATE , support, and "P" clip, group CLIP , "P" Attachments for AS.3180/4B, Clip :—	1 1	— —	— C	
28M/10287	AGS.2001/B/1	Nut, 4 BA	1	—	C	
28S/9435715	A33/B16	Screw, 4 BA	1	—	C	

**EQUIPMENT, SPECIAL OPERATIONAL
ARMAMENT FUSING UNITS IN FUSELAGE
(SPECIAL ORDER ONLY)**


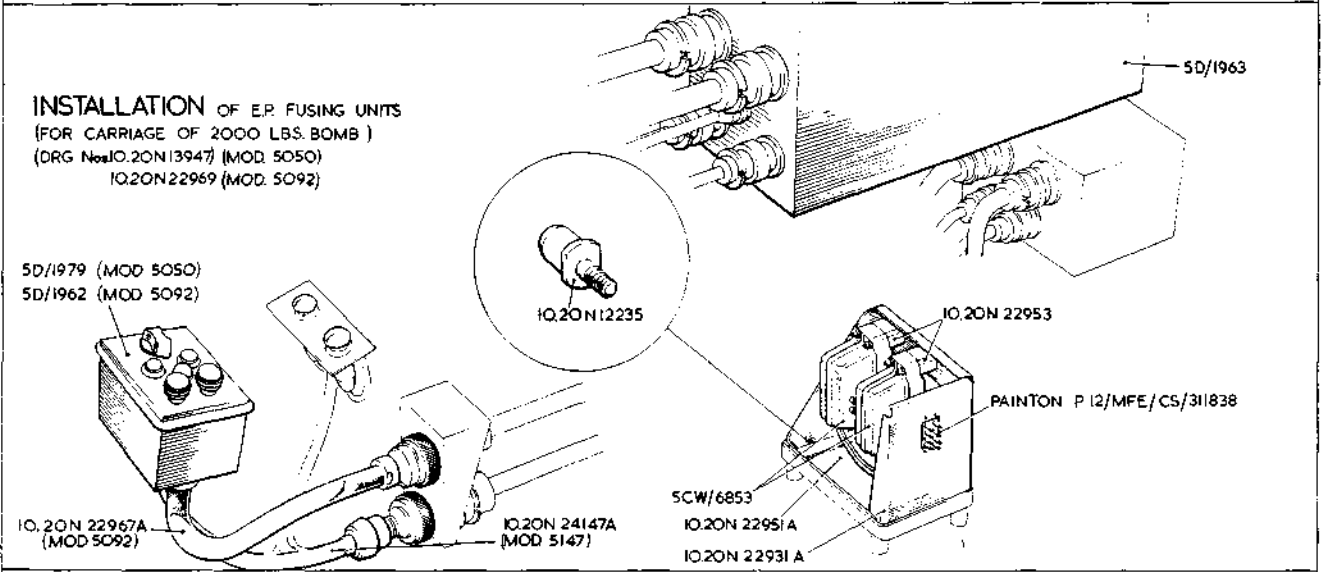
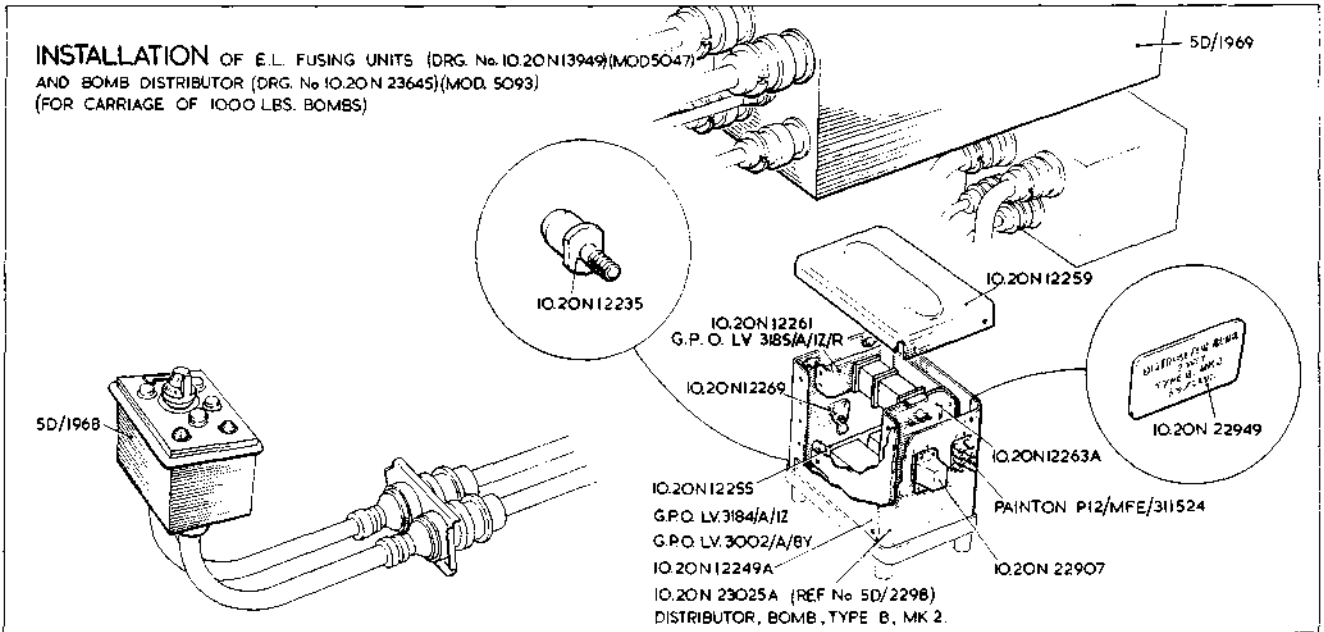
Ref. No.	Part No.	Description	No. off	Material Specification	Class of Store or L.M	Plate No.
15699	10-20 N 12269 PAINTON P12/MFE/311524	PLATE , support, " P " clip (Mod. 5047)...	1	S.510	C	JK1
		PLUG , 12-way, coded " E.L. "	1	—		JK1
		Attachments for P12/MFE/311524, Plug :—				
28M/10286	AGS.2001/A/1	Nut, 6 BA	2	—	C	
28S/1006979	A32/A10	Screw, 6 BA	4	—	C	
28W/11066	AGS.2035/A	Washer, shakeproof	2	—	C	
	G.P.O. LV.3184/A/1Z	RELAY	1	—		JK1
	G.P.O. LV.3185/A/1Z/R	RELAY	1	—		JK1
	G.P.O. LV.3002/A/8Y	RELAY	1	—		JK1
		Remove bush under relay fixing screws, supplied with relays and replace with the following for attaching each relay :—				
28W/9419465	SP.13/B	Washer	2	—	C	
28W/9419448	AGS.2035/B	Washer, shakeproof	2	—	C	
	—	INSTALLATION OF E.P. FUSING UNITS IN FUSELAGE (FOR CARRIAGE OF 2000LBS. BOMB) (Drg. No. 10-20 N 13947 (Mod. 5050—for use on aircraft Pre Mods. 1132 and 1232)	1	—	—	JK1
	10-20 N 22951A	BOX , relay 2000 lbs. bomb. c/w wiring assembly (Mods. JK1 5105 and 5092) (When fitting remove bracket from mounting tray) Spares for :—	1	—	—	JK1
18230	10-20 N 22931A	BOX , assembly Spares for :—	1	—	C	JK1
15611	10-20 N 12235	SPIGOT (Mod. 5047) Attachments for 10-20 N 12235, Spigot :—	2	S.93	C	JK1
28M/10287	AGS.2001/B/1	Nut, 4 BA	1	—	C	
28W/9419465	SP.13/B	Washer	1	—	C	
28FP/1071	DZUS S4/225/D12 10-20 N 22951A/ CABLES	SPRING	2	—	C	
10H/0970240	— PAINTON P12/MFE/CS/311838	CABLES GASKET , union	QR 1	— —	ECC C	
		PLUG , 12-way... .. Attachments for P12/MFE/CS/311838, Plug: —	1	—		JK1
28M/10326	AGS.2002/A/1	Nut, 6 BA	4	—	C	
28S/1006979	A32/A10	Screw, 6 BA	4	—	C	
28W/9419464	SP.13/A	Washer	4	—	C	

**EQUIPMENT, SPECIAL OPERATIONAL
ARMAMENT FUSING UNITS IN FUSELAGE
(SPECIAL ORDER ONLY)**

Ref. No.	Part No.	Description	No. off	Material Specification	Class of Store or L.M	Plate No.
5CW/6853	—	SWITCH , magnetic relay Type 10B, No. 15, coded "A" and "B"	2	—	P	JK1
	10-20 N 22953	Attachments for Ref. No. 5CW/6853, Switch :— Block, distance	2	LFS.21, 23 or 26	LM	JK1
28D/1011013	A25/13B	Bolt, 4 BA	4	—	C	
28M/10287	AGS.2001/B/1	Nut, 4 BA	4	—	C	
28W/9419465	SP.13/B	Washer	4	—	C	
5D/1963	—	UNIT , fuse charging, Type E.P. No. 1, Mk. 1 (When fitting remove stowage bracket from mounting tray)	1	—	P	JK1
5D/1799	—	UNIT , fuse control, Type E.P. No. 2, Mk. 1 (When fitting remove blanking plate from panel, but use existing screws)	—	—	P	JK1
	—	INSTALLATION OF E.P. FUSING UNITS IN FUSELAGE, (FOR CARRIAGE OF 2000LBS. BOMB) (Drg. No. 10-20 N 22969, Mod. 5092 - for use on aircraft embodying Mods. 1133 and 1232) (SPECIAL ORDER ONLY)	1	—	—	JK1
	10-20 N 22951A	BOX , 2000 lbs. bomb c/w wiring, assembly (Mods. 5105 and 5092) (When fitting remove bracket from mounting tray) Spares for :—	1	—	—	JK1
18230	10-20 N 22931A	BOX , assembly Spares for :—	1	—	C	JK1
15611	10-20 N 12235	SPIGOT (Mod. 5047) Attachments for 10-20 N 12235, Spigot :—	2	S.93	C	JK1
28M/10287	AGS.2001/B/1	Nut, 4 BA	1	—	C	
28W/9419465	SP.13/B	Washer	1	—	C	
28FP/1071	DZUS S4/225/D12 10-20 N 22951A/ CABLES	SPRING	2	—	C	
10H/0970240	— PAINTON P12/MFE/CS/311838	CABLES GASKET , union	QR 1	—	ECC C	
		PLUG , 12-way Attachments for P12/MFE/CS/311838, Plug :—	1	—	—	JK1
28M/10286	AGS.2001/A/1	Nut, 6 BA	4	—	C	
28S/1006979	A32/A10	Screw, 6 BA	4	—	C	
28W/9419464	SP.13/A	Washer	4	—	C	

**EQUIPMENT, SPECIAL OPERATIONAL
ARMAMENT FUSING UNITS IN FUSELAGE
(SPECIAL ORDER ONLY)**

Ref. No.	Part No.	Description	No. off	Material Specification	Class of Store or L.M	Plate No.
5CW/6853	—	SWITCH , magnetic relay, Type 10B, No. 15, coded "A" and "B"	2	—	P	JK1
	10-20 N 22953	Attachments for Ref. No. 5CW/6853, Switch :— Block, distance	2	LFS.21, 23 or 26	LM	JK1
28D/1011013	A25/13B	Bolt, 4 BA	4	—	C	
28M/10287	AGS.2001/B/1	Nut, 4 BA	4	—	C	
28W/9419465	SP.13/B	Washer	4	—	C	
18860	10-20 N 22967A	CABLE , coded "MT1-EP FUSING CONTROL," assembly (Mod. 5092)	1	—	C	JK1
19257	10-20 N 24147A	CABLE , coded "MT2-EP FUSING CONTROL" - ALA, assembly (Mod. 5147) Spares for :—	1	—	C	JK1
F25/9969215	PAGE ENGINEERING A.1030	LAMP , neon (Miniature)	2	—	C	JK1
5CX/6374	PAGE ENGINEERING A.257	SLEEVE	2	—	—	
	PAGE ENGINEERING C.500/D/4	SWITCH , push button, illuminated	2	—	C	JK1
5D/1963	—	UNIT , fuse charging, Type E.P. No. 1, Mk. 1 (When fitting remove stowage bracket from mounting tray)	1	—	P	JK1
5D/1962	—	UNIT , fuse control, Type E.P. No. 1, Mk. 1 (When fitting remove blanking plate from panel, but use existing screws)	1	—	P	JK1



This file was downloaded
from the RTFM Library.

Link: www.scottbouch.com/rtfm

Please see site for usage terms,
and more aircraft documents.

