

FUSELAGE

FUSELAGE COMPLETE

Ref. No.	Part No.	Description	No. off	Material Specification	Class of Store or L.M	Place No.
	—	FUSELAGE, COMPLETE , group (Drg. No. 10-20 F 1901)	1	—	—	
	—	BATTERY , rocket (See sub-section BA) ...	—	—	—	
	—	BOX , junction rocket projectiles (See sub-section BA)	—	—	—	
	—	BRACKET , A.S.I. contacting unit, on rear of forward pressure bulkhead, group (Mod. 331) (Drg. No. 10-20 FS 16659)	1	—	—	KA1
	10-20 FS 15181A	BRACKET , mounting, assembly ...	1	—	—	KA2
		Spares for:—				
	10-20 WC 23869A	BRACKET , assembly ...	1	—	—	KA2
	10-20 WC 23871ND	BRACKET , bare, 20 SWG ...	1	L.72	LM	KA2
28M/9435067	AGS.2008/C/1	NUT , 2 BA, anchor ...	8	—	C	
14104	10-20 FS 15217	PACKING ...	1	—	C	KA9
		Attachments for 10-20 FS 15181A, Bracket:—				
28D/1010658	A25/1B	Bolt, 4 BA ...	4	—	C	
28M/10287	AGS.2001/B/1	Nut, 4 BA ...	4	—	C	
28W/9419465	SP.13/B	Washer ...	4	—	C	
	14105	10-20 FS 15225A				
		CLAMP , saddle, assembly (Mod. 331) ...	1	—	C	KA2
		Attachments for 10-20 FS 15225A, Clamp:—				
28D/1010658	A25/1B	Bolt, 4 BA ...	4	—	C	
28M/10287	AGS.2001/B/1	Nut, 4 BA ...	4	—	C	
28W/9419465	SP.13/B	Washer ...	4	—	C	
	—	CABLE , cocking, canopy jettison, installation (See sub-section KC)	—	—	—	
	—	CONTROLS , auxiliary (See sub-section CH)	—	—	—	
	—	CONTROLS , flying (See sub-section CC)	—	—	—	
	—	CRATE , mounting, A.P.I., G.P.I. and G.M. compass, installation (Drg. No. 10-20 F 1297)	1	—	—	KA1
	10-20 F 3969A	CRATE , mounting, assembly (Mod. 809) ... (Pre Mod. 827)	1	—	—	KA2
		Spares for:—				
13478	10-20 F 3129	BUSH , flanged (Mod. 385) ...	1	—	C	KA2
13479	10-20 F 3159	BUSH , flanged (Mod. 385) ...	1	—	C	KA2
10H/0970057	—	CAP , protective, test plug/socket (5935-99-097-0057)	1	—	C	
	16435	10-20 F 3973A/ND				
		10-20 R 3401				
		CRATE , mounting, welded, assembly	1	—	C	KA2
		PACKING ...	1	LFS.21 or 23	LM	KA2
		10-20 F 8071ND				
		PACKING , 0".5 thick (Mod. 1120) ...	1	LFS.21	LM	KA2
		10-20 F 8073ND				
		PACKING , 0".43 thick (Mod. 1120) ...	1	LFS.21	LM	KA2
		10-20 F 8069ND				
		PACKING , 0".58 thick (Mod. 1120) ...	1	LFS.21	LM	KA2
10H/19493	—	PLUG/SOCKET , 25 pole, coded "STO.4" ...	1	—	P	
	10-20 F 8345A	CRATE , mounting, assembly (Mod. 827) ...	1	—	—	KA2
		Spares for:—				
	10-20 F 8365A/ND	ANGLE , attachment, welded, assembly	1	—	—	KA2
	10-20 F 8389ND	PLATE , front, 12 SWG ...	1	DTD.118	LM	KA2
	10-20 F 8391ND	PLATE , side, 12 SWG ...	1	DTD.118	LM	KA2
		Attachments for 10-20 F 8365A/ND, Angle:—				
28D/1013172	AS.1242/5C	Bolt, 2 BA ...	2	—	C	

**FUSELAGE
FUSELAGE COMPLETE**

Ref. No.	Part No.	Description	No. off						Material Specification	Class of Store or L.M	Plate No.
			1	2	3	4	5	6			
18484	10-20 F 8393	BLOCK , packing						1	—	C	KA2
		Attachments for 10-20 F 8393, Block :—									
28D/1007319	A5.1242/4B	Bolt, 4 BA						2	—	C	
28M/10287	AGS.2001/B/1	Nut, 4 BA						2	—	C	
28W/9419465	SP.13/B	Washer						2	—	C	
	10-20 N 23255A	BRACKET , mounting, terminal block, coded "AAN," assembly						1	—	—	KA2
	10-20 N 23253ND	BRACKET , bare, 18 SWG						1	L.72	LM	KA2
28M/9434252	AGS.2018/B/1	NUT , anchor, 4 BA						2	—	C	
13478	10-20 F 3129	BUSH , flanged (Mod. 385)						1	—	C	KA2
13479	10-20 F 3159	BUSH , flanged (Mod. 385)						1	—	C	KA2
18485	10-20 F 4119	BUSH , spigot						1	—	C	KA2
		Attachments for 10-20 F 4119, Bush :—									
28M/13641	A27/LT	Nut, $\frac{7}{16}$ " BSF						1	—	C	
18486	10-20 F 8105ND	Shim, "Attewell," $\frac{1}{16}$ "						1	—	C	KA2
28W/9419467	SP.13/L	Washer						1	—	C	
18488	10-20 F 8383A	CATCH , assembly						1	—	C	KA2
		Spares for :—									
18491	10-20 F 8145	LATCH , lower						1	—	C	KA2
18490	10-20 F 8143	LATCH , upper						1	—	C	KA2
	S. G. BROWN										
	S.A.T.R/A 76805A										
28P/9486478	SP.90/C5	NUT						2	—	—	KA2
18489	10-20 F 8381	PIN , split (SP.9/C6)						2	—	C	
		STUD , catch, $\frac{1}{4}$ " BSF (Ref. Drg. No. 10-20 F 8385A)						2	—	C	KA2
28W/9128188	SP.55/E	WASHER , spring						2	—	C	
		Attachments for 10-20 F 8383A, Catch :—									
28D/9133011	A25/2C	Bolt, 2 BA						2	—	C	
28D/1214091	AS.1242/2C	Bolt, 2 BA						1	—	C	
28M/10288	AGS.2001/C/1	Nut, 2 BA						3	—	C	
18487	10-20 F 8387ND	Shim, "Attewell," $\frac{1}{16}$ "						1	—	C	KA2
28W/9419402	SP.13/C	Washer						3	—	C	
	10-20 F 8375	LUG , attachment, forward, lower, 14 SWG ...						1	L.72	LM	KA2
	10-20 F 8373	LUG , attachment, forward, upper, 14 SWG ...						1	L.72	LM	KA2
	10-20 F 4463A	LUG , attachment, rear, assembly						1	—	—	KA2
		Spares for :—									
	10-20 F 8377ND	LUG , attachment, rear, 14 SWG						1	L.72	LM	KA2
	10-20 F 8537ND	PACKING						1	LFS.21 or 23	LM	KA2
		Attachments for 10-20 F 8375, 10-20 F 8373 or 10-20 F 4463A, Lug :—									
28D/1008149	A25/2B	Bolt, 4 BA						2	—	C	
28M/9403519	A27/BP	Nut, 4 BA						2	—	C	
28W/9419465	SP.13/B	Washer						2	—	C	
28M/9435559	AGS.2007/A/1	NUT , anchor, 6 BA						3	—	C	
28M/11957	AGS.2007/C/1	NUT , anchor, 2 BA						2	—	C	
28M/9435067	AGS.2008/C/1	NUT , anchor, 2 BA						2	—	C	
	10-20 R 3401	PACKING , $\frac{1}{4}$ " thick						1	LFS.21 or 23	LM	KA2
		Attachments for 10-20 F 3969A or 10-20 F 8345A, Crate :—									
28D/9133013	A25/5C	Bolt, 2 BA						1	—	C	
28D/1010030	A25/7C	Bolt, 2 BA						2	—	C	
28M/11957	AGS.2007/C/1	Nut, 2 BA						1	—	C	
28W/9419475	SP.15/C	Washer						3	—	C	

FUSELAGE
FUSELAGE COMPLETE

Ref. No.	Part No.	Description	No. off	Material Specification	Class of Store or LM	Place No.
	—	DECK , equipment, aft of Pilot's seat, group ...	1	—	—	KA3
16742	10-20 F 4199A	(Drg. No. 10-20 F 1707)				
		CRADLE , mounting, azimuth gyro (Mod. 932)	1	—	C	KA6
18975	10-20 F 8513A	(Pre Mod. 1101)				
		CRADLE , mounting, azimuth gyro (Mod. 1101) ...	1	—	C	KA6
18977	10-20 F 8249	Spares for :—				
18976	10-20 F 8247	ANGLE , attachment ...	1	—	C	KA6
		BRACKET , spigot ...	1	—	C	KA6
		Attachments for 10-20 F 4199A or 10-20 F 8513A, Cradle :—				
28D/9436920	A25/1C	Bolt , 2 BA ...	4	—	C	
28W/9419402	SP.13/C	Washer ...	4	—	C	
16743	10-20 F 4383A	CRADLE , power, unit (Mod. 932) ...	1	—	P	KA6
		Spares for :—				
	10-20 F 1947ND	PACKING (Make from Ref. No. 4921, Part No. DHS.877/C/18)	4	—	LM	KA6
	10-20 F 2927ND	SECTION , "Burley Rubber," $\frac{1}{16}$ " dia. x 0"05 slot x 4"0 long	1	—	LM	KA6
		Attachments for 10-20 F 4383A, Cradle :—				
28D/9436920	A25/1C	Bolt , 2 BA ...	8	—	C	
17544	10-20 F 2687A	DECK , assembly (Mod. 2) ...	1	—	—	KA3
	10-20 F 8461A/ND	DECK , less anti-vibration mountings, assembly (Mod. 2 and 1062)	1	—	P	KA3
		Spares for :—				
	10-20 F 1603ND	ANGLE , aft attachment ...	2	L.73	LM	KA3
	10-20 F 1604ND	ANGLE , aft attachment ...	2	L.73	LM	KA3
		Attachments for 10-20 F 1603ND or 10-20 F 1604ND, Angle :—				
28D/9133012	A25/3C	Bolt , 2 BA ...	2	—	C	
	10-20 F 1605ND	Plate , throat ...	1	L.72	LM	KA3
9209	10-20 F 1597ND	Shim ...	1	LA.3	C	KA3
9205	10-20 F 1625	BLOCK , seating, aft, inboard ...	1	L.65	C	KA3
		Attachments for 10-20 F 1625, Block :—				
28D/9140648	A25/19C	Bolt , 2 BA ...	2	—	C	
28M/10288	AGS.2001/C/1	Nut , 2 BA ...	2	—	C	
9206	10-20 F 1579	Pad , seating ...	2	L.71	C	KA3
9207	10-20 F 1591ND	Shim ...	1	LA.3	C	KA3
28W/9419402	SP.13/C	Washer ...	4	—	C	
9201	10-20 F 1095	BLOCK , seating, aft, outboard ...	1	L.64	C	KA3
		Attachments for 10-20 F 1095, Block :—				
28D/9140648	A25/19C	Bolt , 2 BA ...	2	—	C	
28M/10288	AGS.2001/C/1	Nut , 2 BA ...	2	—	C	
9203	10-20 F 1099	Pad , seating ...	2	L.64	C	KA3
9202	10-20 F 1089ND	Shim ...	1	LA.3	C	KA3
28W/9419402	SP.13/C	Washer ...	4	—	C	
	10-20 R 3533A	BRACKET , Pilot's Mic/Tel. stowage, assembly (Mod. 439)	1	—	—	KA3
	10-20 R 3535ND	BRACKET , bare, 20 SWG ...	1	L.72	LM	KA3
27H/3192	AS.2104	CLIP ...	2	—	C	
		Attachments for 10-20 R 3533A, Bracket :—				
28D/1007982	AS.1248/1C	Bolt , 2 BA ...	2	—	C	
28D/1007982	AS.1248/1C	Bolt , 2 BA ...	1	—	C	
28D/1013284	AS.1248/2C	Bolt , 2 BA ...	1	—	C	

**FUSELAGE
FUSELAGE COMPLETE**

Ref. No.	Part No.	Description						No. off	Material Specification	Class of Store or L.M.	Plate No.
		1	2	3	4	5	6				
	10-20 F 3685A							1	—	—	KA3
	10-20 F 3711ND							1	L.72	LM	KA3
	10-20 F 2779A							3	—	—	KA3
	10-20 F 2781ND							1	L.72	LM	KA3
28M/11957	AGS.2007/C/1							1	—	C	
9198	10-20 F 1103							1	L.64	C	KA3
4186	A25/2C/DHS.514/D							2	—	C	KA3
9199	10-20 F 1113ND							1	LA.3	C	KA3
9208	10-20 F 1581							1	L.71	C	KA3
28D/12189	AS.1242/18C							2	—	C	
28M/10288	AGS.2001/C/1							2	—	C	
9206	10-20 F 1579							1	L.71	C	KA3
9204	10-20 F 1583							1	L.65	C	KA3
28D/12189	AS.1242/18C							2	—	C	
28M/10288	AGS.2001/C/1							2	—	C	
9203	10-20 F 1099							2	L.64	C	KA3
	10-20 F 2695ND							1	—	—	KA3
	10-20 F 4209A							1	—	—	KA3
10AJ/150	—							4	—	P	
28D/9436920	A25/1C							4	—	C	
28M/10328	AGS.2002/C/1							4	—	C	
28VV/9419475	SP.15/C							4	—	C	
14955	10-20 R 3577							2	Phos. Bronze	C	KA3
28D/14895	A57/3E							2	—	C	
28D/12548	A25/17E							1	—	C	
7586	10-20 FS 7873							1	S.96	C	KA3
28M/10288	AGS.2001/C/1							1	—	C	
28M/10290	AGS.2001/E/1							1	—	C	
28M/7002430	AGS.2002/E/1							2	—	C	
28VV/9418921	SP.13/E							1	—	C	
28VV/9419405	SP.15/E							2	—	C	
28VV/14180	AS.1903/C8							1	—	C	

FUSELAGE

FUSELAGE COMPLETE

Ref. No.	Part No.	Description	No. off	Material Specification	Class of Store or LM	Plate No.
	—	GYRO , unit, azimuth, coded "BAB"	—	—	—	
		(See sub-section EBA)				
14618	10.20 R 3363A	TRAY , bottom, assembly (Mod. 625)	1	—	P	KA3
		Spares for :—				
	10-20 R 3363A	BRACKET , mounting, UHF standby cesc, assembly (Mod. 332)	1	—	—	KA3
	10-20 R 3365ND	BRACKET , bare, 20 SWG	1	L.72	LM	KA3
28M/13774	AGS.2019/B/1	NUT , 4 BA, anchor	2	—	C	
	10-20 R 3367ND	PLATE , packing, 20 SWG	1	L.72	LM	KA3
		Attachments for 10-20 R 3363A, Bracket :—				
28S/14005	A32/B14	Screw, 4 BA	2	—	C	
28W/9419401	SP.10/B	Washer	2	—	C	
	10-20 F 993ND	MEMBER , angle, Port (For spares use 10-20 F 2999ND)	1	DTD.259	—	KA3
12448	10-20 F 2999ND	MEMBER , angle, Port (Spares condition) ...	1	DTD.259	C	
	10-20 F 995ND	MEMBER , angle, Starboard (For spares use 10-20 F 3001ND)	1	DTD.259	—	KA3
12449	10-20 F 3001ND	MEMBER , angle, Starboard (Spares condition)	1	DTD.259	C	
	10-20 F 985ND	RAIL , forward (For spares use 10-20 F 2991ND)	1	DTD.259	—	KA3
12444	10-20 F 2991ND	RAIL , forward (Spares condition)	1	DTD.259	C	
	10-20 F 987ND	RAIL , forward centre (For spares use 10-20 F 2993ND)	1	DTD.259	—	KA3
12445	10-20 F 2993ND	RAIL , forward centre (Spares condition) ...	1	DTD.259	C	
	10-20 F 3719ND	RAIL , rear (For spares use 10-20 F 2997ND)	1	DTD.259	C	KA3
12447	10-20 F 2997ND	RAIL , rear (Spares condition)	1	DTD.259	C	
	10-20 F 3721ND	RAIL , rear centre (For spares use 10-20 F 2995ND)	1	DTD.259	—	KA3
12446	10-20 F 2995ND	RAIL , rear centre (Spares condition)	1	DTD.259	C	
		Attachments for 10-20 F 985ND, 10-20 F 987ND, 10-20 F 3719ND or 10-20 F 3721ND, Rail :—				
28D/8307	AS.1242/2C	Bolt, 2 BA	4	—	C	
28M/1010997	A24/CT	Nut, 2 BA	4	—	C	
28W/9419475	SP.15/C	Washer	4	—	C	
		Attachments for 10-20 F 3499A, Tray :—				
28D/12718	A25/12J	Bolt, 3/8" BSF	2	—	C	
28D/12653	AS.1242/14J	Bolt, 3/8" BSF	2	—	C	
28M/10332	AGS.2002/J/1	Nut, 3/8" BSF	4	—	C	
28W/9419466	SP.13/J	Washer	4	—	C	
	—	DOORS , access (See sub-section KK)	—	—	—	
	—	ELECTRICAL COMPONENTS (See appropriate Electrical sub-section)	—	—	—	
	—	FUSING UNITS , armament (See sub-section JK) ...	—	—	—	
	—	GUARD , half minute timer, frame stn. 148"-0, Starboard, installation (Drg. No. 10-20 F 3321) (Mod. 358)	1	—	—	KA1 KA2
		Spares for :—				
	10-20 N 23133	BRACKET , stowage, connector (Plocket) ... (Mod. 1219)	1	L.72	—	KA2
		Attachments for 10-20 N 23133, Bracket :—				
28D/9138768	A25/3C	Bolt, 2 BA	2	—	C	
28M/10288	AGS.2001/C/1	Nut, 2 BA	2	—	C	
28W/9419402	SP.13/C	Washer	2	—	C	

FUSELAGE
FUSELAGE COMPLETE

Ref. No.	Part No.	Description	No. off	Material Specification	Class of Store or LM	Plate No.
	—	CONNECTOR (pocket), stowage (See sub-section ECV)	—	—	—	
	10-20 F 8495A	TIMER , half minute, and guard, assembly (Mod. 1291)	1	—	—	KA2
18906	10-20 F 8497A	Spares for :— GUARD , timer, half minute, assembly	1	—	C	KA2
	10-20 F 3247	Spares for :— BUSH	2	L.65	LM	KA2
28D/13755	AS.1244/4B	Attachments for 10-20 F 3247, Bush :—				
28M/10327	AGS.2002/B/1	Bolt, 4 BA	1	—	C	
28V/9419465	SP.13/B	Nut, 4 BA	1	—	C	
	10-20 F 3253A/ND	Washer	1	—	C	
29H/4114	—	CHAIN , retaining, assembly	1	—	—	KA2
	AVIATION DEVELOPMENTS	CHAIN	QR	Brass	C	
28FP/916	5255/A/305	PIN , "Pip" quick release, pull type ...	2	—	C	KA2
29H/—	—	RING , split, 3/8" dia.	3	St. Steel	—	
13834	DHS.180 Mk. 2/Z	TAG , chain	1	—	C	KA2
		Attachments for DHS.180 Mk. 2/Z, Tag :—				
28D/9130082	AS.1246/3B	Bolt, 4 BA	1	—	C	
28M/10327	AGS.2002/B/1	Nut, 4 BA	1	—	C	
28V/9419465	SP.13/B	Washer	1	—	C	
	10-20 F 3459	LABEL	1	—	—	KA2
		Attachments for 10-20 F 3459, Label :—				
28M/10286	AGS.2001/A/1	Nut, 6 BA	4	—	C	
28S/1200081	A32/A18	Screw, 6 BA	4	—	C	
28V/9419464	SP.13/A	Washer	4	—	C	
	—	TIMER , half-minute interval (See sub-section BA)	—	—	—	
	—	GUARD , Navigator's shoulder, inboard, group ...	1	—	—	
		(Drg. Nos. 10-20 F 2223 (Pre Mod. 2), 10-20 F 2685 (Mod. 2))				
	10-20 F 2265A	Spares for :— BRACKET , mounting, A.P.1.6 switch, assembly	1	—	—	KA4
		(Pre Mod. 2)				
28D/9436920	A25/1C	Attachments for 10-20 F 2265A, Bracket :—				
28M/10288	AGS.2001/C/1	Bolt, 2 BA	4	—	C	
28V/9419402	SP.13/C	Nut, 2 BA	2	—	C	
	10-20 F 2077A	Washer	2	—	C	
	10-20 F 2077A	BRACKET , mounting, flight refuelling and oxygen equipment, assembly (Pre Mod. 655)	1	—	—	KA4
	10-20 F 3775A	BRACKET , mounting, flight refuelling and oxygen equipment, assembly (Mod. 655)	1	—	—	KA4
		Spares for :—				
	10-20 F 3783A	BRACKET , assembly (Mod. 655)	2	—	—	KA4
	10-20 F 3785ND	BRACKET , bare, 18 SWG	1	L.72	LM	KA4
28M/9434251	AGS.2008/B/1	NUT , 4 BA, anchor	1	—	C	

FUSELAGE

FUSELAGE COMPLETE

Ref. No.	Part No.	Description	No. off	Material Specification	Class of Store or L.M	Place No.
28FP/5801336	ODDIE 324	CLIP , fastener	4	—	C	KA4
28FP/9438596	DZUS R.3½	RECEPTACLE , fastener	2	—	C	KA4
		Attachments for 10-20 F 2077A or 10-20 F 3775A, Bracket :—				
28D/9133012	A25/3C	Bolt, 2 BA	3	—	C	
28M/10288	AGS.2001/C/1	Nut, 2 BA	4	—	C	
28S/20428	AS.2996/10C	Screw, 2 BA	1	—	C	
28W/9419402	SP.13/C	Washer	4	—	C	
18270	10-22 F 145A	GUARD , Navigator's shoulder, assembly ...	1	—	P	KA5
		(Mod. 1180) Spares for :—				
28FP/994	DZUS F3½/T/11	FASTENER	6	—	C	KA5
28FP/1050	DZUS F3½/T/16	FASTENER	1	—	C	KA5
28FP/1053	DZUS F3½/T/20	FASTENER	3	—	C	KA5
28FP/1226	DZUS F3½/T/23	FASTENER	2	—	C	KA5
28FP/1002561	DZUS GH 3½	GROMMET	12	—	C	KA5
	10-20 F 3487	LABEL , "Canopy.....before flight," 22 SWG, white on red ground (Mod. 454)	1	Comm. Alum.	LM	KA5
	—	OXYGEN EQUIPMENT (See sub-section QU)	—	—	—	
	—	PANEL , A.P.I. control (See sub-section EBB) ...	—	—	—	
	—	PANEL , switch, coded "MX," complete with wiring and equipment (See sub-section EBY)	—	—	—	
	10-20 F 3811A	TUBE , oxygen panel support, assembly (Mod. 439)	1	—	—	KA4
		Spares for :—				
28FP/9438596	DZUS R.3½	RECEPTACLE , fastener	1	—	C	KA4
		Attachments for 10-20 F 3811A, Tube :—				
28D/9436920	A25/1C	Bolt, 2 BA	2	—	C	
28M/10288	AGS.2001/C/1	Nut, 2 BA	2	—	C	
28S/9419431	AS.2996/5C	Screw, 2 BA	2	—	C	
15795	10-20 F 3829ND	Shim, Attewell (Mod. 439)	1	—	C	
28W/9419402	SP.13/C	Washer	2	—	C	
	—	GUARD , Pilot's shoulder, inboard, group (Drg. No. 10-20 F 2883, Mod. 387)	1	—	—	KA1 KA5
	10-20 F 1943	BRACKET , support, forward	1	L.72	—	KA5
		Attachments for 10-20 F 1943, Bracket :—				
28D/9138768	A25/½C	Bolt, 2 BA	2	—	C	
28M/10288	AGS.2001/C/1	Nut, 2 BA	2	—	C	
28W/9419454	SP.10/C	Washer	2	—	C	
28W/9419402	SP.13/C	Washer	2	—	C	
	10-20 F 4423A/ND	BRACKET and CLAMP , support at strut, Matched pair, comprising :—	1	—	—	KA5
		BRACKET , support	1	—	C	KA5
		CLAMP	1	—	C	KA5
		Attachments for 10-20 F 4423A/ND, Bracket and Clamp :—				
28D/9140645	A25/10C	Bolt, 2 BA	2	—	C	
28M/10328	AGS.2002/C/1	Nut, 2 BA	2	—	C	
28W/9419454	SP.10/C	Washer	2	—	C	
28W/9419404	SP.16/C	Washer (Fit under bolt head)	2	—	C	

**FUSELAGE
FUSELAGE COMPLETE**

Ref. No.	Part No.	Description	No. off	Material Specification	Class of Store or L.M.	Place No.
	10-20 F 3639A/ND	GUARD , Pilot's shoulder, assembly (For spares use 10-20 F 4367A/ND)	1	—	—	KA5
16650	10-20 F 4367A/ND	GUARD , Pilot's shoulder, assembly (Spares condition) Spares for :—	1	—	C	
	10-20 N 10733	BRACKET , mounting, 12 pin fixed coupler, 18 SWG Attachments for 10-20 N 10733, Bracket :—	1	L.72	LM	KA5
28D/8300	AS.1242/1B	Bolt , 4 BA	4	—	C	
28M/10287	AGS.2001/B/1	Nut , 4 BA	4	—	C	
28W/9419465	SP.13/B	Washer	4	—	C	
	10-20 F 3645A/ND	CHAIN , assembly	1	—	—	KA5
	10-20 F 3641ND	CHAIN , bare	1	—	—	KA5
	OR					
29H/4114	A. J. PRATT & Co.	CHAIN , brass, chandelier	QR	—	LM	KA5
	10-20 F 3643ND	RING , split, 3/8" dia.	2	—	—	KA5
	10-20 F 3173A/ND	COVER , and catch, assembly (For spares use 10-20 F 4379A/ND)	1	—	—	KA5
16651	10-20 F 4379A/ND	COVER , and catch, assembly (Spares condition)	1	—	C	
16405	10-20 F 3671A	CATCH , assembly Spares for :—	1	—	C	KA5
	10-20 F 3183	SPRING	1	—	C	KA5
	10-20 F 3623	COVER , stowage Spares for :—	1	—	—	KA5
26DL/7354	DHS.180 Mk. 1/X	TAG	1	—	C	KA5
	10-20 F 2889A	GUARD , Pilot's shoulder, assembly	1	—	—	KA5
	10-20 F 3939ND	HINGE (Make from A.M. Ref. No. 28N/10363 Part No. AS.1880/6½)	1	—	LM	KA5
26DL/7354	DHS.180 Mk. 1/X	TAG , chain	2	—	C	KA5
	10-20 F 3639A/ND	Attachments: for 10-20 F 3639A/ND, Guard :—				
28D/9709461	AS.1242/3C	Bolt , 2 BA	4	—	C	
28D/1204937	AS.1242/6C	Bolt , 2 BA	1	—	C	
28M/10288	AGS.2001/C/1	Nut , 2 BA	2	—	C	
28W/9419402	SP.13/C	Washer	2	—	C	
	10-20 F 2959A	PLATE , not, assembly	1	—	—	KA5
28M/9434253	AGS.2007/B/1	NUT , anchor, 4 BA	2	—	C	
	10-20 F 3099ND	PLATE , bare, 18 SWG	1	L.72	LM	KA5
	—	GUARD , Pilot's shoulder, outboard, group (Drg. Nos. 10-20 F 3139 and 10-20 F 8531)	1	—	—	
	10-20 FS 13951A	BRACKET , mounting, assembly	1	—	—	KA5
	10-20 FS 14061ND	BRACKET , bare, 20 SWG	1	L.72	LM	KA5
28M/9144673	AGS.20019/C/1	NUT , anchor, 2 BA	2	—	C	
28M/9418919	AGS.2011/B/1	NUT , clinch, 4 BA	4	—	C	
	10-20 FS 13951A	Attachments: for 10-20 FS 13951A, Bracket :—				
28S/13316	AS.2993/6C	Screw , 2 BA	2	—	C	
15021	10-20 F 3617A	GUARD , Pilot's shoulder, outboard, assembly Spares for :—	1	—	P	KA1
	—	ELECTRICAL COMPONENTS (See sub-section BA)	—	—	—	
	10-20 F 3137	LABEL , switch, "R/BATT.....GRD. TEST ONLY—G.W.COMP. TEST FIRE..... RESET." 20 SWG	1	L.72	LM	KA5

FUSELAGE

FUSELAGE COMPLETE

Ref. No.	Part No.	Description	No. off	Material Specification	Class of Score or LM	Plate No.
14222	10-20 F 3135	MOUNTING , switch	1	DHA.362	C	KA5
		Attachments for 10-20 F 3617A, Guard :—				
28M/11957	AGS.2007/C/1	Nut, anchor, double	3	—	C	
28M/12421	AGS.2018/C/1	Nut, anchor, single	1	—	C	
28S/1012946	AS.2992/6C	Screw, 2 BA	4	—	C	
28S/18968	AS.2993/7C	Screw, 2 BA	4	—	C	
28W/9419454	SP.10/C	Washer	4	—	C	
	10-20 N 24247ND	PLATE , blanking, 18 SWG (Mod. 1305)	1	L.72	LM	KA5
		Attachments for 10-20 N 24247ND, Plate :—				
28S/9992525	A32/B12	Screw, 4 BA	4	—	C	
6B/556	—	HOLDER , compass deviation card (Drg. No. 10-20 M 805)	2	—	C	
	—	HOLDER , Navigator's chartboard, group (Drg. No. 10-20 FS 10419)	1	—	—	
	—	CHARTBOARD , assembly (Service supply and fit)	—	—	—	
19611	10-20 FS 14519A	STOWAGE , chartboard, assembly	1	—	—	KA9
		Spares for :—				
	10-20 FS 10401A	BRACKET , attachment, assembly	1	—	—	KA9
	10-20 FS 10403ND	BRACKET , bare	1	L.72	LM	KA9
28M/11957	AGS.2007/C/1	NUT , 2 BA, anchor	1	—	C	
	10-20 FS 14091A	CORD , light elastic, assembly	1	—	—	KA9
	10-20 FS 14301ND	CORD , light elastic (Make from Ref. No. 32C/51)	1	—	LM	KA9
28H/5456	AGS.897/C	FERRULE	1	—	C	
	10-20 FS 14097ND	FERRULE (Make from Ref. No. 28H/5456)	1	—	LM	KA9
		Attachments for 10-20 FS 14519A, Stowage :—				
28D/1007982	AS.1248/1C	Bolt, 2 BA	3	—	C	
9220	10-20 M 801	LABEL , " Hood-hand operation " (Drg. No. 10-20 M 805)	1	—	C	KA7
9219	10-20 M 803	LABEL , warning, indicated speed limits for lowering of chassis, arrestor hook and flaps (Drg. No. 10-20 M 805)	1	—	C	KA7
	—	MECHANISM , nose operating, group (See sub-section KN)	—	—	—	
	—	MOUNTING , vertical gyro, L.A.B.S., installation (Drg. No. 10-20 A 2031) (Mod. 96)	1	—	—	KA12
	10-20 A 2033A/ND	MOUNTING , vertical gyro, assembly	1	—	—	KA12
14085	10-20 A 2043	EYE-END , levelling adjustment	2	S.96	C	KA12
14084	10-20 A 2041	NUT , barrel, levelling adjustment	2	S.96	C	KA12
13929	10-20 A 2185ND	NUT , special, 1/2" BSW, L.H. thread	2	S.96	C	KA12
14089	10-20 A 2035A	PLATE , base, assembly	1	—	C	KA12
		Spares for :—				
14090	10-20 A 2577	BUSH , dowel	2	L.65	C	KA12
28N/13511	HOFFMANN CJ.1	JOINT , self aligning	1	—	C	KA12

FUSELAGE
FUSELAGE COMPLETE

Ref. No.	Part No.	Description	No. off						Material Specification	Class of Store or L.M	Plate No.
			1	2	3	4	5	6			
14091	10-20 A 2037A	PLATE , upper, assembly						1	—	C	KA12
		Spares for:—									
14092	10-20 A 2059	BOLT , special, 2 BA, countersunk ...						1	S.96	C	KA12
28N/13511	HOFFMANN CJ.1	JOINT , self aligning						1	—	C	KA12
	10-20 A 2205	LABEL , "NO STEP," 3".80 × 2".95 × 22 SWG						1	L.72	LM	KA12
	10-20 A 2061	SLEEVE						1	S.96	—	KA12
		Attachments for 10-20 A 2037A, Plate:—									
14083	10-20 A 2049	Pin, shackle						3	—	C	KA12
28P/1007741	SP.9/C8	Pin, split						3	—	C	
14086	10-20 A 2039	Sleeve, at eye-end						2	S.96	C	KA12
28W/9419454	SP.10/C	Washer						3	—	C	KA12
		SPINDLE , height adjustment, group						1	—	—	
28M/7002430	AGS.2002/E/1	NUT , 1/8" BSF						2	—	C	
28M/1011470	A27/GT	NUT , 3/16" BSF						1	—	C	
14088	10-20 A 2047	NUT , special, 3/16" BSF						1	—	C	KA12
14087	10-20 A 2045	SPINDLE						1	S.96	C	KA12
	AS.2806/5/025	TUBE , distance, 3/16" o/d × 22 SWG × 0".25 long						2	T.35 or T.45	LM	
	UNBRAKO	SCREW , socket, cone type, 2 BA × 3/16" long, locking barrel nut						2	—	—	
		Attachments for 10-20 A 2033A/ND, Mounting:—									
28D/1200119	A25/4C	Bolt, 2 BA						4	—	C	
14082	10-20 A 2579	Bolt, dowel, 1/4" BSF						2	S.96	C	KA12
28W/9419454	SP.10/C	Washer						4	—	C	
28W/1006945	AGS.2035/E	Washer, shakeproof						2	—	C	
		MOUNTING , yaw-roll gyro, between stns. 167" and 176", installation (Drg. No. 10-20 A 2087) (Mod. 96)						1	—	—	KA12
14093	10-20 A 2127	BEARING , self aligning (Make from HOFFMANN CM.2LB)						1	—	C	KA12
		Attachments for 10-20 A 2127, Bearing:—									
28D/12169	AS.2504/10C	Bolt, 2 BA						1	—	C	
	10-20 A 3177ND	Tube, distance, 1/4" o/d × 22 SWG × 0".23 long (Make from AS.2806/4/023)						1	T.35 or T.45	LM	
28W/9419454	SP.10/C	Washer						1	—	C	
14099	10-20 A 2119A	BRACKET , attachment, at stn. 176", assembly ...						1	L.121	C	KA12
		Attachments for 10-20 A 2119A, Bracket:—									
28D/1200119	A25/4C	Bolt, 2 BA						2	—	C	
28W/9419454	SP.10/C	Washer						2	—	C	
14095	10-20 A 2135A/ND	BRACKET , trunnion, assembly						1	—	P	KA12
		Spares for:—									
	10-20 A 2113A	BOLT , trunnion, assembly						1	DHA.324	—	KA12
		Spares for:—									
28N/13511	HOFFMANN CJ.1	JOINT , self aligning						1	—	C	KA12
	10-20 A 2117ND	RING , retaining, 0".561 i/d × 0".437 i/d × 0".08 thick						1	—	—	KA12
	10-20 N 2133	NUT , jack						1	S.93	—	KA12
28F/9584	AGS.1148/B	NUT , thin, 1/4" BSP						1	—	C	
		Attachments for 10-20 A 2135A/ND, Bracket:—									
28D/9133011	A25/2C	Bolt, 2 BA						2	—	C	
28D/1007975	AS.1242/1C	Bolt, 2 BA						2	—	C	
28M/9403520	A27/CP	Nut, 2 BA						2	—	C	
28M/10288	AGS.2001/C/1	Nut, 2 BA						2	—	C	
28W/9419454	SP.10/C	Washer						4	—	C	
28W/9419402	SP.13/C	Washer						2	—	C	
26FC/2036	DHS.69/CC	Washer, shim						2	—	C	

FUSELAGE
FUSELAGE COMPLETE

Ref. No.	Part No.	Description	No. off	Material Specification	Class of Store or L.M.	Plate No.
14096	10-20 A 2107A	PLATE , mounting, assembly	1	—	P	KA12
14098	10-20 A 2123	Spares for :— BEARING , self aligning, lower, at stn. 176"	1	—	C	KA12
28M/1006939	A27/GP	Attachments for 10-20 A 2123, Bearing :— Nut, $\frac{3}{16}$ " BSF	1	—	C	
28M/1011470	A27/GT	Nut, $\frac{3}{16}$ " BSF	1	—	C	
28W/9419455	SP.10/G	Washer	2	—	C	
14097	10-20 A 2125	BEARING , self aligning, upper	1	—	C	KA12
28D/1214007	AS.2504/9C	Attachments for 10-20 A 2125, Bearing :— Bolt, 2 BA	1	—	C	
28M/10288	AGS.2001/C/1	Nut, 2 BA	1	—	C	
	10-20 A 3183ND	Tube, distance, $\frac{1}{4}$ " o/d \times 22 SWG \times 0"30 long (Make from AS.2806/5/030)	4	T.35 or T.45	LM	KA12
28W/9419454	SP.10/C	Washer	1	—	C	
	10-20 A 2129	SPIGOT	1	S.96	—	KA12
28M/1011475	A27/EP	Attachments for 10-20 A 2129, Spigot :— Nut, $\frac{1}{4}$ " BSF	1	—	C	
28W/9418920	SP.10/E	Washer	1	—	C	
28D/1214004	AS.2504/6C	Attachments for 10-20 A 2107A, Plate :— Bolt, 2 BA	1	—	C	
28M/1011470	A27/GT	Nut, $\frac{3}{16}$ " BSF } Adjust	1	—	C	
28M/13464	A27/GTL	Nut, $\frac{3}{16}$ " BSF } to obtain	1	—	C	
14094	10-20 A 2131	Nut, barrel } datum vertical	1	—	C	KA12
	10-20 A 3181ND	Tube, distance, $\frac{1}{4}$ " o/d \times 22 SWG \times 0"25 long (Make from AS.2806/4/025)	1	T.35 or T.45	LM	KA12
	—	PANELS , cockpit, group (Drg. No. 10-20 FF 817) ...	1	—	—	
	—	PANEL , floor, installation (Drg. No. 10-20 FF 985)	1	—	—	KA11
	10-20 FS 17583A	FLOOR , insulation, inboard, assembly ... (Mod. 1019)	1	—	—	KA11
	10-20 FS 17587ND	FLOOR , insulation (Ply faced balsa $\frac{3}{8}$ " thick)	1	XS.119/2 or EGB/3 Type 32D	LM	KA11
	10-20 FS 17591ND	STRIP , rubber, $\frac{1}{8}$ " thick \times 1"0 wide, shore hardness 40°	1	—	LM	KA11
28D/9140644	A25/9C	Attachments for 10-20 FS 17583A, Floor :— Bolt, 2 BA	2	—	C	
28M/10288	AGS.2001/C/1	Nut, 2 BA	2	—	C	
28W/9419454	SP.10/C	Washer	2	—	C	
28W/12588	SP.18/C	Washer	2	—	C	
	10-20 FS 17585A	FLOOR , insulation, outboard, assembly ... (Mod. 1019)	1	—	—	KA11
	10-20 FS 17589ND	FLOOR , insulation (Ply faced balsa $\frac{3}{8}$ " thick)	1	XS.119/2 or EGB/3 Type 32D	LM	KA11
	10-20 FS 17593ND	STRIP , rubber, $\frac{1}{8}$ " thick \times 1"0 wide, shore hardness 40°	1	—	LM	KA11
28D/1010030	A25/7C	Attachments for 10-20 FS 17585A, Floor :— Bolt, 2 BA	1	—	C	
28D/1011019	A25/8C	Bolt, 2 BA	1	—	C	
28M/10288	AGS.2001/C/1	Nut, 2 BA	2	—	C	
28W/9419454	SP.10/C	Washer	2	—	C	
28W/12588	SP.18/C	Washer	2	—	C	

**FUSELAGE
FUSELAGE COMPLETE**

Ref. No.	Part No.	Description	No. off	Material Specification	Class of Store or L.M	Plate No.
	10-20 FF 3097	FLOOR , wooden, under navigator's seat ... (Mod. 1219)	1	—	—	KA11
	10-20 FF 3005A	FOOT-REST , navigator's assembly (Mod. 991)	1	—	—	KA6
	10-20 R 3771ND	BRACKET , mounting, switch, 18 SWG ...	1	L.72	—	KA6
	10-20 R 3773ND	BRACKET , mounting, switch, 18 SWG ... Attachments for 10-20 R 3771ND or 10-20 R 3773ND, Bracket :—	1	L.72	—	KA6
28D/1218386	AS.1248/3B	Bolt, 4 BA ...	5	—	C	
28M/10287	AGS.2001/B/1	Nut, 4 BA ...	5	—	C	
	AS.2810/4/031	Tube, distance, 1/2" o/d x 20 SWG x 0°31 long	5	L.62	LM	
28W/9419465	SP.13/B	Washer ...	10	—	C	
17505	10-20 FF 3087A/ND	PANEL and bracket, foot switch, assembly	1	—	C	KA6
	10-20 FF 3009A	BRACKET , support, assembly (Mod. 991)	1	—	—	KA6
	10-20 FF 779ND	BRACKET , bare, 18 SWG ...	1	L.72	LM	KA6
	10-20 FF 719ND	PAD , bearing, 10 SWG ...	4	L.72	LM	KA6
	10-20 FF 3007A	PANEL , assembly (Mod. 991) ...	1	—	—	KA6
	10-20 FF 735ND	CORE , balsa ...	1	—	LM	KA6
	10-20 FF 729ND	MEMBER , spruce, bottom ...	1	DTD.36B Grade A	LM	KA6
	10-20 FF 3011ND	MEMBER , spruce, centre ...	1	DTD.36B Grade A	LM	LM6
	10-20 FF 725ND	MEMBER , spruce, inboard, vertical	1	DTD.36B Grade A	LM	KA6
	10-20 FF 723ND	MEMBER , spruce, outboard, vertical	1	DTD.36B Grade A	LM	KA6
	10-20 FF 727ND	MEMBER , spruce, top ...	1	DTD.36B Grade A	LM	KA6
	10-20 FF 731ND	PANEL , ply, aft ...	1	V3 Grade B	LM	KA6
	10-20 FF 733ND	PANEL , ply, front ...	1	V3 Grade B	LM	KA6
28D/1007976	AS.1242/4C	Attachments for 10-20 FF 3007A, Panel :— Bolt, 2 BA ...	6	—	C	
28M/9403520	A27/CP	Nut, 2 BA ...	6	—	C	
28W/9419402	SP.13/C	Washer ...	6	—	C	
26FC/5725	DHS.190	Washer, cup ...	6	—	C	KA6
28FP/7002000	AVDEL LTD. A.403	PIN , "Pip," quick release ...	4	—	C	KA6
26FN/3285	DHS.180 Mk. 3/X	TAG , pin attachment ...	2	—	C	KA6
	—	SWITCH , foot, Navigators press to mute— UHF radio (See sub-section NH)	—	—	—	
17426	10-20 FF 3089A	PANEL , cockpit floor, aft, stn. 100°-0, assembly (Mod. 1019) Spares for :—	1	—	P	KA6
	10-20 FF 713	ANGLE ... Attachments for 10-20 FF 713, Angle :—	2	L.65	—	KA6
28D/9133013	A25/5C	Bolt, 2 BA ...	3	—	C	
28M/9403520	A27/CP	Nut, 2 BA ...	3	—	C	
	10-20 FF 703ND	Washer (Make from Ref. No. 26FN/3259) (Outboard position only)	3	—	—	KA6
26FN/3259	DHS.34/C	Washer (Inboard position only) ...	3	—	C	KA6
28W/9419402	SP.13/C	Washer ...	3	—	C	

FUSELAGE
FUSELAGE COMPLETE

Ref. No.	Part No.	Description	No. off	Material Specification	Class of Store or L.M	Plate No.
29G/4137	CARR 759	STUD , "Durable Dot"	2	—	C	
		Attachments for 759, Stud :—				
28D/13754	AS.1244/3B	Bolt, 4 BA	1	—	C	
28M/9403519	A27/BP	Nut, 4 BA	1	—	C	
28W/9419465	SP.13/B	Washer	1	—	C	
		Attachments for 10-20 FF 3089A, Panel :—				
28D/1007982	AS.1248/1C	Bolt, 2 BA	6	—	C	
17425	10-20 FF 1001A/ND	PANEL , floor, cockpit, between stns. 79"-5 and 100"-0, assembly (Mod. 1019)	1	—	C	KA11
	—	PANELS , lagging, cockpit roof, group (Drg. No. 10-20 FF 815, Mod. 358)	1	—	—	
7615	10-20 FF 619A/ND	PANEL , lagging, between stns. 79" and 87", assembly	1	—	P	KA7
13869	10-20 FF 797A/ND	PANEL , lagging, between stns. 87" and 95", Starboard, inner, assembly	1	—	P	KA7
13870	10-20 FF 793A/ND	PANEL , lagging, between stns. 87" and 95", Starboard, outer, assembly	1	—	P	KA7
13866	10-20 FF 809A/ND	PANEL , lagging, between stns. 95" and 107", Starboard, inner, assembly	1	—	P	KA7
13867	10-20 FF 805A/ND	PANEL , lagging, between stns. 95" and 107", Starboard, centre, assembly	1	—	P	KA7
13868	10-20 FF 801A/ND	PANEL , lagging, between stns. 95" and 107", Starboard, outer, assembly	1	—	P	KA7
7618	10-20 FF 625A/ND	PANEL , lagging, between stns. 107" and 118", assembly	1	—	P	KA7
7620	10-20 FF 629A/ND	PANEL , lagging, forward, Port, assembly ...	1	—	P	KA7
7619	10-20 FF 627A/ND	PANEL , lagging, Navigator's hatch, assembly (Attached with "Dot" fasteners only)	1	—	P	KA7
14051	10-20 FF 945A/ND	PANEL , lagging, "B," Navigator's hatch, assembly	1	—	P	KA7
14052	10-20 FF 949A/ND	PANEL , lagging, "C," Navigator's hatch, assembly	1	—	P	KA7
14053	10-20 FF 953A/ND	PANEL , lagging, "D," Navigator's hatch, assembly	1	—	P	KA7
14054	10-20 FF 957A/ND	PANEL , lagging, "E," Navigator's hatch, assembly	1	—	P	KA7
14055	10-20 FF 961A/ND	PANEL , lagging, "F," Navigator's hatch, assembly	1	—	P	KA7
13865	10-20 FF 933A/ND	PANEL , lagging, rear, inner, Port, assembly	1	—	P	KA7
13863	10-20 FF 929A/ND	PANEL , lagging, rear, centre, Port, assembly	1	—	P	KA7
13864	10-20 FF 925A/ND	PANEL , lagging, rear, outer, Port, assembly	1	—	P	KA7
		Spares for lagging panels :—				
29G/4171	CARR 671	BUTTON , "Durable Dot" (Paint black)	QR	—	C	KA7
29G/4218	CARR 550/C	EYELET	QR	—	C	KA7
28N/471	AGS.232/C	EYELET	QR	—	C	
29G/4136	CARR 548	SOCKET	QR	—	C	KA7
29G/4173	CARR 550	STUD , "Durable Dot"	QR	—	C	KA7
26FN/3255	DHS.18/2	WASHER , celluloid	QR	—	C	KA7

FUSELAGE
FUSELAGE COMPLETE

Ref. No.	Part No.	Description	No. off	Material Specification	Class of Score or L.M	Plate No.
	—	PANELS , lagging, Port side of cockpit, group (Drg. No. 10-20 FF 811, Mod. 358)	1	—	—	
13839	10-20 FF 865A/ND	PANEL , lagging, access panel, assembly ...	1	—	P	KA7
13847	10-20 FF 829A/ND	PANEL , lagging, " M," between stns. 167" and 176", lower, assembly	1	—	P	KA7
13846	10-20 FF 833A/ND	PANEL , lagging, " N," between stns. 154" and 167", lower, assembly	1	—	P	KA7
13845	10-20 FF 837A/ND	PANEL , lagging, " P," between stns. 131" and 148", assembly	1	—	P	KA7
13844	10-20 FF 841A/ND	PANEL , lagging, " Q," between stns. 118" and 131", lower, assembly	1	—	P	KA7
13837	10-20 FF 915A/ND	PANEL , lagging, " QA," between stns. 131"-1 and 118"-5, upper, aft, assembly	1	—	P	KA7
13838	10-20 FF 919A/ND	PANEL , lagging, " QB," between stns. 131"-1 and 118"-5, upper, forward, assembly	1	—	P	KA7
13843	10-20 FF 845A/ND	PANEL , lagging, " R," between stns. 107" and 118", assembly	1	—	P	KA7
13842	10-20 FF 849A/ND	PANEL , lagging, " S," between stns. 96" and 107", assembly	1	—	P	KA7
13841	10-20 FF 853A/ND	PANEL , lagging, " T," between stns. 87" and 96", assembly	1	—	P	KA7
13840	10-20 FF 857A/ND	PANEL , lagging, " U," between stns. 79" and 87", assembly	1	—	P	KA7
13835	10-20 FF 821A/ND	PANEL , lagging, " W," between stns. 154" and 167", upper, assembly	1	—	P	KA7
13848	10-20 FF 825A/ND	PANEL , lagging, " X," between stns. 167" and 176", upper, assembly	1	—	P	KA7
13836	10-20 FF 785A/ND	PANEL , lagging, " Z," between stns. 148" and 154", upper, assembly	1	—	P	KA7
		Spares for lagging panels :—				
29G/4171	CARR 671	BUTTON , " Durable Dot " (Paint black)	QR	—	C	KA7
29G/4174	CARR 550/A	EYELET	QR	—	C	KA7
28N/471	AGS.232/C	EYELET	QR	—	C	
29G/4136	CARR 548	SOCKET	QR	—	C	KA7
29G/4173	CARR 550	STUD , " Durable Dot "	QR	—	C	KA7
26FN/3255	DHS.18/2	WASHER , celluloid	QR	—	C	KA7
	—	PANELS , lagging, Starboard side of cockpit, group (Drg. No. 10-20 FF 813, Mod. 358)	1	—	—	
17719	10-20 F 8275A	GUARD , Navigator's shoulder, outboard, assembly (Pre Mod. 722) (Mod. 1085)	1	—	C	KA5
17718	10-20 F 8257A	GUARD , Navigator's shoulder, outboard, assembly (Mods. 722 and 1085)	1	—	C	KA5
		Attachments for 10-20 F 8275A or 10-20 F 8257A, Guard :—				
28S/9419431	AS.2996/5C	Screw, 2 BA	7	—	C	
28S/1010635	AS.2996/7C	Screw, 2 BA	4	—	C	
13862	10-20 FF 869A/ND	PANEL , lagging, " A," between stns. 79" and 87", lower, assembly	1	—	P	KA7
13861	10-20 FF 873A/ND	PANEL , lagging, " B," between stns. 87" and 95", assembly	1	—	P	KA7
13851	10-20 FF 877A/ND	PANEL , lagging, " CA," between stns. 95"-1 and 107", lower, assembly	1	—	P	KA7
13850	10-20 FF 937A/ND	PANEL , lagging, " CB," between stns. 95"-1 and 107", upper, assembly	1	—	P	KA7

FUSELAGE

FUSELAGE COMPLETE

Ref. No.	Part No.	Description	No. off	Material Specification	Class of Store or L.M	Plate No.
13860	10-20 FF 881A/ND	PANEL , lagging, "D," between stns. 107" and 118", below Navigator's window, assembly	1	—	P	KA7
13859	10-20 FF 885A/ND	PANEL , lagging, "E," between stns. 118" and 311", below Navigator's window, assembly	1	—	P	KA7
13858	10-20 FF 889A/ND	PANEL , lagging, "FA," between stns. 131"-1 and 148", lower, assembly	1	—	P	KA7
14254	10-20 FF 991A/ND	PANEL , lagging, "FB," between stns. 131"-1 and 148", upper, assembly	1	—	P	KA7
13857	10-20 FF 789A/ND	PANEL , lagging, "G," between stns. 148" and 154", lower, assembly	1	—	P	KA7
13856	10-20 FF 893A/ND	PANEL , lagging, "H," between stns. 154" and 167", lower, assembly	1	—	P	KA7
13855	10-20 FF 897A/ND	PANEL , lagging, "I," between stns. 167" and 176", lower, assembly	1	—	P	KA7
13854	10-20 FF 901A/ND	PANEL , lagging, "J," between stns. 167" and 176", upper, assembly	1	—	P	KA7
13853	10-20 FF 905A/ND	PANEL , lagging, "K," between stns. 154" and 167", upper, assembly	1	—	P	KA7
13852	10-20 FF 909A/ND	PANEL , lagging, above and forward of Navigator's window, assembly	1	—	P	KA7
13849	10-20 FF 913A/ND	PANEL , lagging, access panel, assembly	1	—	P	KA7
29G/4171	CARR 671	BUTTON , "Durable Dot" (Paint black)	QR	—	C	KA7
29G/4218	CARR 550/C	EYELET	QR	—	C	KA7
28N/471	AGS.232/C	EYELET	QR	—	C	—
29G/4136	CARR 548	SOCKET	QR	—	C	KA7
29G/4173	CARR 550	STUD , "Durable Dot"	QR	—	C	KA7
26FN/3255	DHS.18/2	WASHER , celluloid	QR	—	C	KA7
—	—	PANEL , inflight refuelling control (See sub-section EBY)	—	—	—	—
—	—	PANELS , instrument (See sub-section FB)	—	—	—	—
—	—	PILOT'S ATTACK SIGHT (See sub-section BB)	—	—	—	—
12494	10-20 S 12603A	PIN , locking, solenoid operating rocket pack, assembly (Mod. 232) (For ground use in conjunction with Part No. 10-20 S 12583, see page QQ28) Spares for:—	1	—	P	KA2
28X/5450	—	CABLE , 3 cwt., 12" long	QR	W9,1P	C	KA2
—	4 Y 479A	FLAG , red, assembly	1	Calico	LM	KA2
—	—	PIPES , air conditioning in fuselage (See sub-section QA)	—	—	—	—
—	—	RADAR , group (See sub-section ND)	—	—	—	—
—	—	RELAY , control, unit (See sub-section BA)	—	—	—	—
—	—	REST , arm, navigator's, on stringer No. 4, between frame stns. 131"-10 and 148", Starboard, installation (Drg. No. 10-20 F 4149) (Mod. 722)	1	—	—	KA9
—	10-20 F 3903A	BRACKET , support, navigator's arm rest, assembly, 18 SWG Attachments for 10-20 F 3903A, Bracket:—	1	L.72	—	KA9
28D/1010658	A25/1B	Bolt, 4 BA	3	—	C	—
28D/9133012	A25/3C	Bolt, 2 BA	2	—	C	—
28M/10287	AGS.2001/B/1	Nut, 4 BA	6	—	C	—
28W/9419401	SP.10/B	Washer	3	—	C	—
28W/9419465	SP.13/B	Washer	3	—	C	—
28W/9419402	SP.13/C	Washer	2	—	C	—

**FUSELAGE
FUSELAGE COMPLETE**

Ref. No.	Part No.	Description	No. off	Material Specification	Class of Score or L.M.	Place No.
16784	10-20 F 3895A	REST , arm, navigator's, assembly	1	—	C	KA9
28M/9435067	AGS.2008/C/1	NUT , anchor, 2 BA	5	—	C	
28M/9144673	AGS.2019/C/1	NUT , anchor, 2 BA	1	—	C	
		Attachments for 10-20 F 3895A, Rest :—				
28D/9133011	A25/2C	Bolt, 2 BA	7	—	C	
28D/1013284	AS.1248/2C	Bolt, 2 BA	1	—	C	
28W/9419454	SP.10/C	Washer	4	—	C	
—	—	SEATS , Pilot's and Navigator's (See sub-section KG)	—	—	—	
—	—	SERVICES (See sub-section QQ)	—	—	—	
—	—	SHELF AND BASE , line of sight gyro, group (Drg. Nos. 10-20 FS 7835 and 10-20 FS 13525)	1	—	—	KA8
12024	10-20 FS 13503A	BASE , gyro, assembly	1	—	P	KA8
		Spares for :—				
	10-20 FS 14307	SOCKET	1	S.110	—	KA8
	10-20 FS 14309	SOCKET	1	S.110	—	KA8
		Attachments for 10-20 FS 13503A, Base :—				
28D/1013179	AS.1242/6E	Bolt, 1/2" BSF	4	—	C	
	10-20 FS 17219	Channel, nut retaining, 16 SWG	4	L.72	LM	KA8
28M/10290	AGS.2001/E/1	Nut, 1/2" BSF	4	—	C	
12025	10-20 FS 14331	Shim	4	—	C	KA8
	10-20 FS 13505	Spacer, 3/8" o/d x 1/2" long	2	L.65	LM	KA8
	10-20 FS 17321ND	Washer, 16 SWG	4	L.72	—	KA8
	10-20 R 3383	LEAD , bonding, flexible, assembly (Mod. 384) ...	1	—	LM	KA8
5K/1489	PLESSEY 16/4/0048	BRAID , flexible, tinned copper	QR	Plessey Spec. 137	C	KA8
5X/7331	—	INSERT , socket	1	—	C	KA8
5X/3146	—	SLEEVE , adapter	1	—	C	KA8
5X/9400385	—	TERMINATION , lug	1	—	C	KA8
12020	10-20 FS 13491	RAMP , adjusting	1	—	C	KA8
12023	10-20 FS 13493	SCREW , adjusting	1	—	C	KA8
		Attachments for 10-20 FS 13493, Screw :—				
28D/1008147	A25/1A	Bolt, 6 BA	1	—	C	
28M/10326	AGS.2002/A/1	Nut, 6 BA	1	—	C	
	10-20 FS 13901ND	Sleeve, 3/8" o/d x 17 SWG x 0"-60 long (Make from Part No. AS.2811/6/030)	1	L.62	LM	KA8
28W/7000392	SP.14/E	Washer	1	—	C	
		SCREW , adjusting, group	1	—	—	
28M/1011475	A27/EP	NUT , 1/2" BSF	1	—	C	
26FW/1060	DHS.202/E	NUT , 1/2" BSF	1	—	C	KA8
4170	DHS.94.3/55	PIN , ground steel, 3/32" dia.	1	—	C	KA8
12845	10-20 FS 15657	SCREW , adjusting	1	—	C	KA8
12021	10-20 FS 13495	SPRING	1	—	C	KA8
28W/9418921	SP.13/E	WASHER	1	—	C	
28W/9419405	SP.15/E	WASHER	1	—	C	
	10-20 FS 16565A	SHELF , line of sight gyro, assembly (Mod. 331) Spares for :—	1	—	—	KA8
7585	10-20 FS 7883	ARM , attachment	1	—	C	KA8
		Attachments for 10-20 FS 7883, Arm :—				
28D/9133011	A25/2C	Bolt, 2 BA	2	—	C	
28M/10288	AGS.2001/C/1	Nut, 2 BA	2	—	C	
28W/9419475	SP.15/C	Washer	2	—	C	

FUSELAGE

FUSELAGE COMPLETE

Ref. No.	Part No.	Description	No. off	Material Specification	Class of Score or L.M	Plate No.
12030	10-20 FS 13497	BRACKET , gyro base adjusting screw ...	1	DTD.735	C	KA8
28D/9133011	A25/2C	Attachments for 10-20 FS 13497, Bracket :—				
28M/10288	AGS.2001/C/1	Bolt, 2 BA ...	4	—	C	
28W/9419475	SP.15/C	Nut, 2 BA ...	4	—	C	
		Washer ...	4	—	C	
	10-20 FS 15227A	BRACKET , mounting, forward, auto-pilot junction box "MG," assembly (Mod. 331)	1	—	—	KA8
	10-20 FS 15229ND	BRACKET , bare, 20 SWG ...	1	L.72	LM	KA8
10AJ/143	—	MOUNTING , anti-vibration ...	1	—	P	
	10-20 FS 15231A	BRACKET , mounting, rear, auto-pilot, junction box, "MG," assembly (Mod. 331)	1	—	—	KA8
	10-20 FS 15233ND	BRACKET , bare, 20 SWG ...	1	L.72	LM	KA8
10AJ/143	—	MOUNTING , anti-vibration ...	1	—	P	
	10-20 N 13993A	BRACKET , support, assembly (Mod. 803) ...	1	—	—	KA8
	10-20 N 14001ND	BRACKET , bare, 20 SWG ...	1	L.72	LM	KA8
	10-20 N 13997ND	PLATE , 20 SWG ...	1	L.72	LM	KA8
	10-20 N 13995A	BRACKET , support, assembly (Mod. 803) ...	1	—	—	KA8
	10-20 N 13999ND	BRACKET , bare, 20 SWG ...	1	L.72	LM	KA8
	10-20 N 13997ND	PLATE , 20 SWG ...	1	L.72	LM	KA8
14106	10-20 N 11673	STRAP , cable (Mod. 331) ...	2	—	C	KA8
12638	10-20 N 11659A	STRAP , cable, assembly ...	2	—	C	KA8
26DL/7090	DHS.180 Mk. 5/X	TAG , chain (Mod. 331) ...	1	S.510	C	KA8
		Attachments for 10-20 FS 16565A, Shelf :—				
28D/9436920	A25/1C	Bolt, 2 BA ...	2	—	C	
28D/1011029	A25/1E	Bolt, 1/4" BSF ...	1	—	C	
28D/1011238	A25/3E	Bolt, 1/4" BSF ...	1	—	C	
7586	10-20 FS 7873	Bolt, shouldered, 2 BA ...	1	S.96	C	KA8
28M/10288	AGS.2001/C/1	Nut, 2 BA ...	3	—	C	
28M/10290	AGS.2001/E/1	Nut, 1/2" BSF ...	1	—	C	
26FN/3275	DHS.69/DD	Shim ...	3	LB.2	C	KA8
28W/9419475	SP.15/C	Washer ...	2	—	C	
28W/9419487	SP.16/E	Washer ...	1	—	C	
28W/14180	AS.1903/C8	Washer, saddle ...	1	—	C	
12019	10-20 FS 14329	SHIM , adjusting, ramp ...	2	LA.3	C	KA8
	—	STOWAGE , safety pin, canopy jettison and ejector seat, installation (Drg. No. 10-20 FS 21115) (Mod. 1408) (Pre Mod. 1101)	1	—	—	KA1 KA10
	10-20 FS 21059	BLOCK , stowage, Observer's safety pin on Starboard top longeron, stn. 127"5 (Mod. 1333)	1	—	—	KA10
		Attachments for 10-20 FS 21059, Block :—				
28D/1007319	AS.1242/4B	Bolt, 4 BA ...	1	—	C	
28D/12282	AS.1242/10B	Bolt, 4 BA ...	1	—	C	
	10-20 FS 21071	BLOCK , stowage, Pilot's safety pin on Port top longeron, stn. 105"0 (Mod. 1488)	1	—	—	KA10
		Attachments for 10-20 FS 21071, Block :—				
	AS.3294/2B	Bolts, 4 BA ...	2	—	C	
	10-20 FS 16699	BLOCK , stowage, safety pin, "Breech" on Starboard top longeron, stn. 127"5 (Mod. 641)	1	—	C	KA10
		Attachments for 10-20 FS 16699, Block :—				
28D/9131782	AS.1242/2B	Bolt, 4 BA ...	2	—	C	
28M/10287	AGS.2001/B/1	Nut, 4 BA ...	2	—	C	
28W/9419474	SP.15/B	Washer ...	2	—	C	

FUSELAGE
FUSELAGE COMPLETE

Ref. No.	Part No.	Description	No. off	Material Specification	Class of Store or L.M	Plate No.
12765	10-20 FS 15605A	CLIP , safety, " Hatch bottle plunger.....before flight," assembly	1	—	C	KA10
—	—	STRAP , oxygen and air bottles attachment (See sub-sections QU and QW)	—	—	—	—
—	—	STRUCTURE , fuselage (See sub-section KQ)	—	—	—	—
—	—	SWITCH , auto-tone transmission on Pilot's and Navigator's seat guns (See sub-section NL)	—	—	—	—
—	—	TRANSMITTER , air brake desynn, group (Drg. No. 10-20 FS 15205)	1	—	—	KA10
—	10-20 FS 16161A	BRACKET , attachment, lower, transmitter mounting, assembly (Mod. 459)	1	—	—	KA10
28M/13774	10-20 FS 16159ND AGS.2019/B/1	BRACKET , bare, 20 SWG	1	S.510	LM	KA10
28D/1008149	A25/2B	NUT , anchor, 4 BA	4	—	C	—
28W/9419401	SP.10/B	Attachments for 10-20 FS 16161A, Bracket :— Bolt, 4 BA	2	—	C	—
—	—	Washer	2	—	C	—
13905	10-20 FS 15911	BRACKET , attachment, upper, transmitter mounting (Mod. 459)	1	S.510	C	KA10
28D/9140639	A25/11B	Attachments for 10-20 FS 15911, Bracket :— Bolt, 4 BA	2	—	C	—
28M/10327	AGS.2002/B/1	Nut, 4 BA	2	—	C	—
28W/16255	AS.1905/C8	Washer, saddle	2	—	C	—
—	10-20 FS 16165A	BRACKET , mounting, desynn transmitter, assembly (Mod. 459)	1	—	—	KA10
28M/13774	10-20 FS 16163ND AGS.2019/B/1	BRACKET , bare, 20 SWG	1	S.510	LM	KA10
28D/1010658	A25/1B	NUT , anchor, 4 BA	3	—	C	—
28D/1008149	A25/2B	Attachments for 10-20 FS 16165A, Bracket :— Bolt, 4 BA	2	—	C	—
13903	10-20 FS 16169ND	Bolt, 4 BA	3	—	C	—
13904	10-20 FS 16167ND	Shim, " Attewell " (Lower attachment)	1	LA.3	C	KA10
28W/9419401	SP.10/B	Shim, " Attewell " (Upper attachment)	1	LA.3	C	KA10
28W/9419465	SP.13/B	Washer	2	—	C	—
—	—	Washer	3	—	C	—
12151	10-20 FS 15327	SPRING , micro-switch lever	1	DTD.215	C	KA10
—	10-20 FS 17017A/ND	TRANSMITTER , and lever, assembly	1	—	—	KA10
12143	10-20 FS 14773A	LEVER , assembly (Replacing lever supplied with transmitter)	1	—	P	KA10
—	—	Spares for :— SPIGOT , attachment	1	S.92	—	KA10
6A/2133	10-20 FS 14769	TRANSMITTER , desynn, Type C, coded " JE "	1	—	P	—
28D/9133011	A25/2C	Attachments for Ref. No. 6A/2133, Transmitter :— Bolt, 2 BA	3	—	C	—
28M/10288	AGS.2001/C/1	Nut, 2 BA	3	—	C	—
28W/9419454	SP.10/C	Washer	3	—	C	—

FUSELAGE
FUSELAGE COMPLETE

Ref. No.	Part No.	Description	No. off	Material Specification	Class of Store or L.M	Plate No.
	10-20 FS 14757A	UNIT , micro-switch operating, assembly... ..	1	—	—	KA10
	—	ELECTRICAL COMPONENTS (See sub-section EAC)	—	—	—	
	10-20 FS 15595A/ND	UNIT , micro-switch operating (less micro-switches), assembly	1	—	—	KA10
12147	10-20 FS 14777	ARM , pressure	2	—	C	KA10
12148	10-20 FS 14775	BOLT , stop	2	—	C	KA10
		Attachments for 10-20 FS 14775, Bolt :—				
28M/1006473	A27/CT	Nut, 2 BA	1	—	C	
	10-20 FS 14763A	BRACKET , support, assembly	1	—	—	KA10
		Spares for :—				
	10-20 FS 17753ND	BLOCK , spacer	1	LFS.21 or 23	LM	
	10-20 FS 17755ND	BLOCK , spacer	1	LFS.21 or 23	LM	
	10-20 FS 14781A	LEVER , assembly	1	—	—	KA10
		Spares for :—				
12145	10-20 FS 14787ND	LEVER , attachment	1	—	C	KA10
		Attachments for 10-20 FS 14787ND, Lever :—				
28D/9133012	A25/3C	Bolt, 2 BA	1	—	C	
28D/1010030	A25/7C	Bolt, 2 BA	1	—	C	
28M/5808573	A27/CS	Nut, 2 BA	2	—	C	
28P/9527619	SP.90/C7	Pin, split (fitted after shim adjustment on assembly to aircraft) (SP.9/C8)	2	—	C	
12144	10-20 FS 14789ND	Plate, shim	1	—	C	KA10
	AS.2808/5/031	Tube, distance, $\frac{5}{16}$ " o/d \times 17 SWG \times 0"-31 long	1	T.35	LM	
28W/9419402	SP.13/C	Washer	2	—	C	
26DL/6369	DHS.781/5/20	Washer, 0"-5 o/d \times 0"-191 i/d \times 20 SWG	1	—	C	KA10
12149	10-20 FS 14765	SPINDLE	1	—	C	KA10
		Attachments for 10-20 FS 14765, Spindle :—				
28D/1214311	A25/17C	Bolt, 2 BA	1	—	C	
	ANDERTON					
12150	1500/E/303	Clip	2	—	C	KA10
28M/5808573	A27/CS	Nut, 2 BA	1	—	C	
28P/9527619	SP.90/C7	Pin, split (SP.9/C8)	1	—	C	
28W/9419402	SP.13/C	Washer	1	—	C	
12146	10-20 FS 14761	SPRING , over-ride	2	—	C	KA10
		Attachments for 10-20 FS 14761, Spring (per pair) :—				
28D/1009984	A25/7B	Bolt, 4 BA	1	—	C	
28M/1006504	A27/BT	Nut, 4 BA	1	—	C	
	10-20 FS 14767ND	Tube, distance, 0"-21 o/d \times 0"-147 i/d \times 0"-25 long	2	S.92	LM	KA10
28W/9419465	SP.13/B	Washer	2	—	C	
28D/1011019	A25/8C	Attachments for 10-20 FS 14757A, Unit :— Bolt, 2 BA	4	—	C	

**FUSELAGE
FUSELAGE COMPLETE**

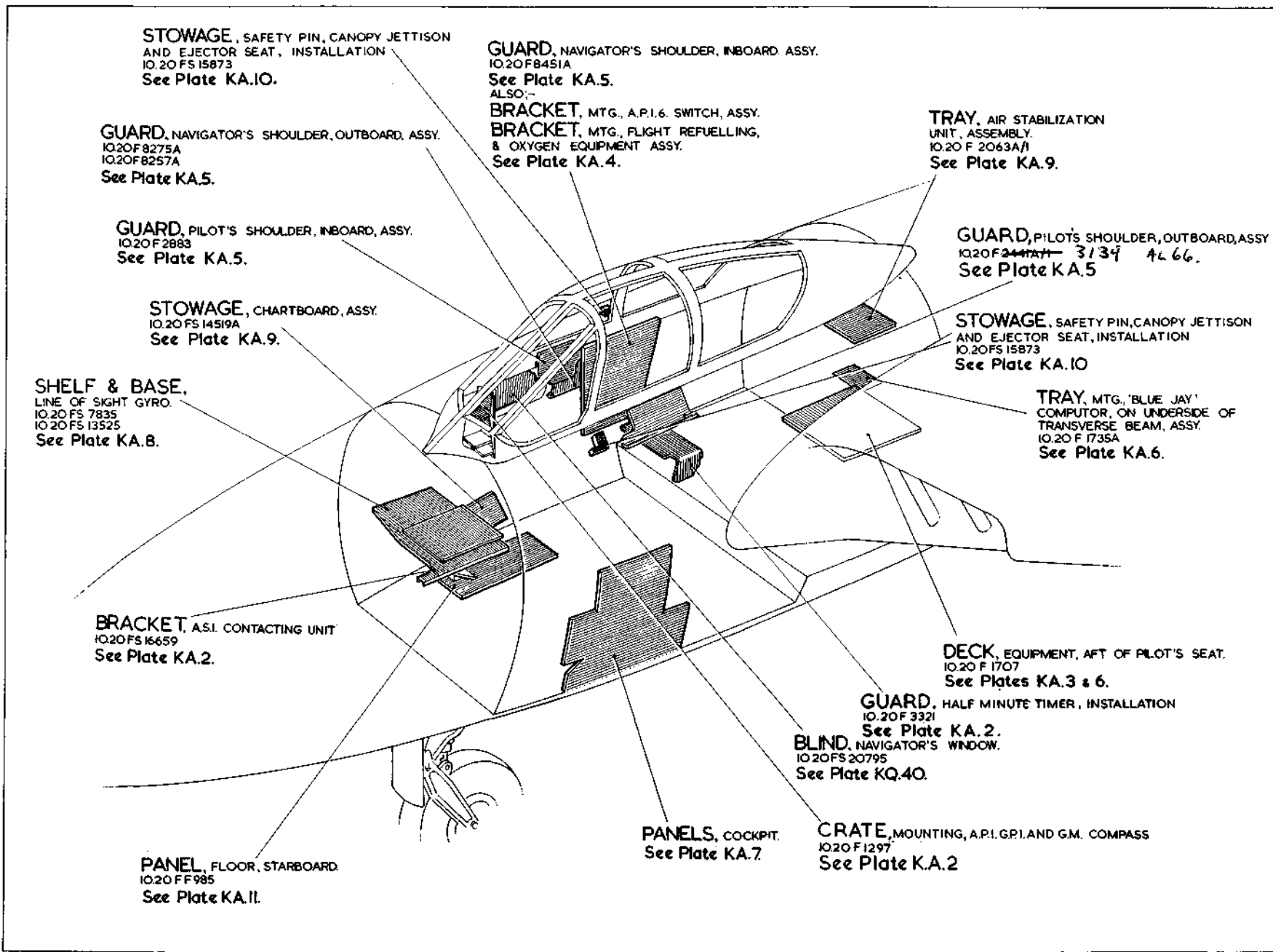
Ref. No.	Part No.	Description	No. off	Material Specification	Class of Store or L.M.	Place No.
	10-20 FS 2063A/1	TRAY , air stabilization unit, assembly (Mod. 444) ...	1	—	—	KA9
	10-20 F 2989	BLOCK , bearing, lower	1	DTD.298	—	KA9
10AJ/148	EQUIFLEX HDSM.25	MOUNTING , anti-vibration	4	—	C	KA9
		Attachments for HDSM.25, Mounting :—				
9341	10-20 F 2069	Block, distance	2	—	C	KA9
28D/9435710	A25/11C	Bolt, 2 BA	2	—	C	
28D/9419397	A25/12C	Bolt, 2 BA	2	—	C	
28M/1006473	A27/CT	Nut, 2 BA	4	—	C	
9342	10-20 F 2073	Plate, check	1	S.510	C	KA9
28FP/1048016	AVDEL LTD. A.412	PIN , "Pip," quick release	1	—	C	KA9
		Attachments for A.412, Pin :—				
20807	10-20 EC 8295A	Chain, assembly	1	—	C	KA9
29H/4114	—	Chain, 8" long	QR	Brass	C	KA9
29H/	—	Ring, split, 3/8" dia.	2	St. Steel	—	
12026	DHS.180 Mk. 1/Z	Tag	1	—	C	KA9
	10-20 F 2067	SLIDE , L.H. (For spares use 10-20 F 3005ND)...	1	L.64	—	KA9
12452	10-20 F 3005ND	SLIDE , L.H. (Spares condition)	1	—	C	
	10-20 F 2068	SLIDE , R.H. (For spares use 10-20 F 3006ND) ...	1	L.64	—	KA9
12453	10-20 F 3006ND	SLIDE , R.H. (Spares condition)	1	—	C	
		Attachments for 10-20 F 2067 or 10-20 F 2068, Slide :—				
28D/9133011	A25/2C	Bolt, 2 BA	3	—	C	
28M/1006473	A27/CT	Nut, 2 BA	3	—	C	
28W/9419475	SP.15/C	Washer	3	—	C	
	10-20 F 2065ND	TRAY , bare (For spares use 10-20 F 3473ND) ...	1	L.72	—	KA9
14169	10-20 F 3437ND	TRAY , bare (Spares condition)	1	—	C	
		Attachments for 10-20 F 2063A/1, Tray :—				
14462	DHS.901/13JJ	Bolt, shear, 3/8" BSF	4	—	C	KA9
	10-20 F 1735A	TRAY , mounting, "Firestreak" computer, on under- side of transverse beam, assembly	1	—	—	KA6
10AJ/140	—	MOUNTING , anti-vibration	4	—	C	
		Attachments for Ref. No. 10AJ/140, Mounting :—				
28D/1010658	A25/1B	Bolt, 4 BA	2	—	C	
28D/1008149	A25/2B	Bolt, 4 BA	2	—	C	
28M/9403519	A27/BP	Nut, 4 BA	4	—	C	
9210	10-20 F 2613A/ND	TRAY , mounting, less anti-vibration mountings, assembly	1	—	P	KA6
		Spares for :—				
	10-20 F 1615	SLIDE , L.H. (For spares use 10-20 F 3003ND)	1	—	—	KA6
12450	10-20 F 3003ND	SLIDE , L.H. (Spares condition)...	1	—	C	
	10-20 F 1616	SLIDE , R.H. (For spares use 10-20 F 3004ND)	1	—	—	KA6
12451	10-20 F 3004ND	SLIDE , R.H. (Spares condition)	1	—	C	
		Attachments for 10-20 F 1735A, Tray :—				
5989	DHS.901/9EE	Bolt, 3/8" BSF	4	—	C	KA6
28M/10290	AGS.2001/E/1	Nut, 3/8" BSF	4	—	C	
26DL/7261	DHS.727/E16	Washer	4	—	C	KA6
10A/17930	—	Washer, check	4	—	C	
	—	TRAY , rocket-projectile (See sub-section BA) ...	—	—	—	
	—	UNDERCARRIAGE , nosewheel (See sub-section SH)	—	—	—	
	—	UNITS , control, "Firestreak" (See sub-section BA)	—	—	—	

KA.1

FUSELAGE COMPLETE

RESTRICTED

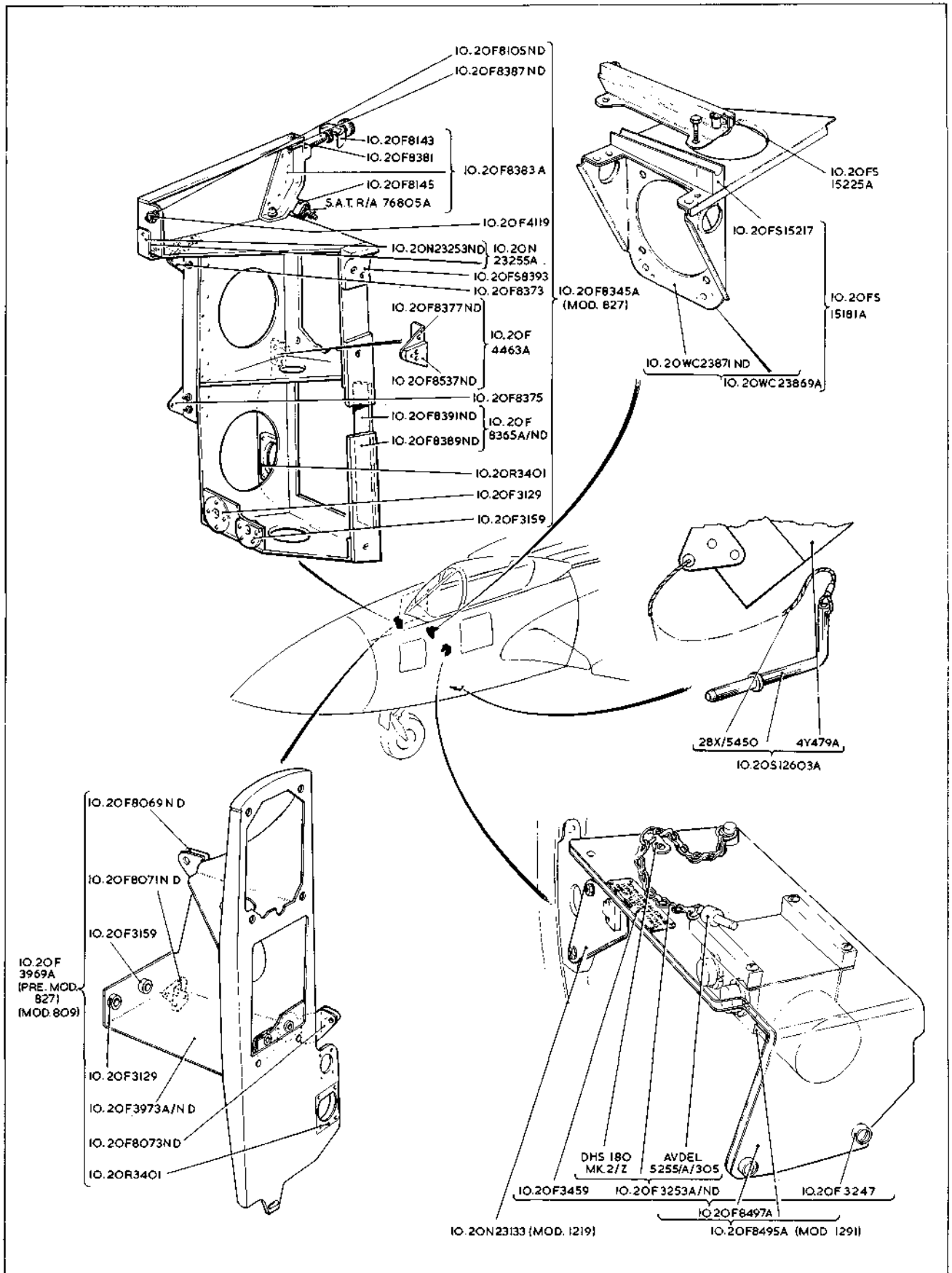
KA.1
[AL 57]



See Vixen MK.1

RESTRICTED

Plate KA.1

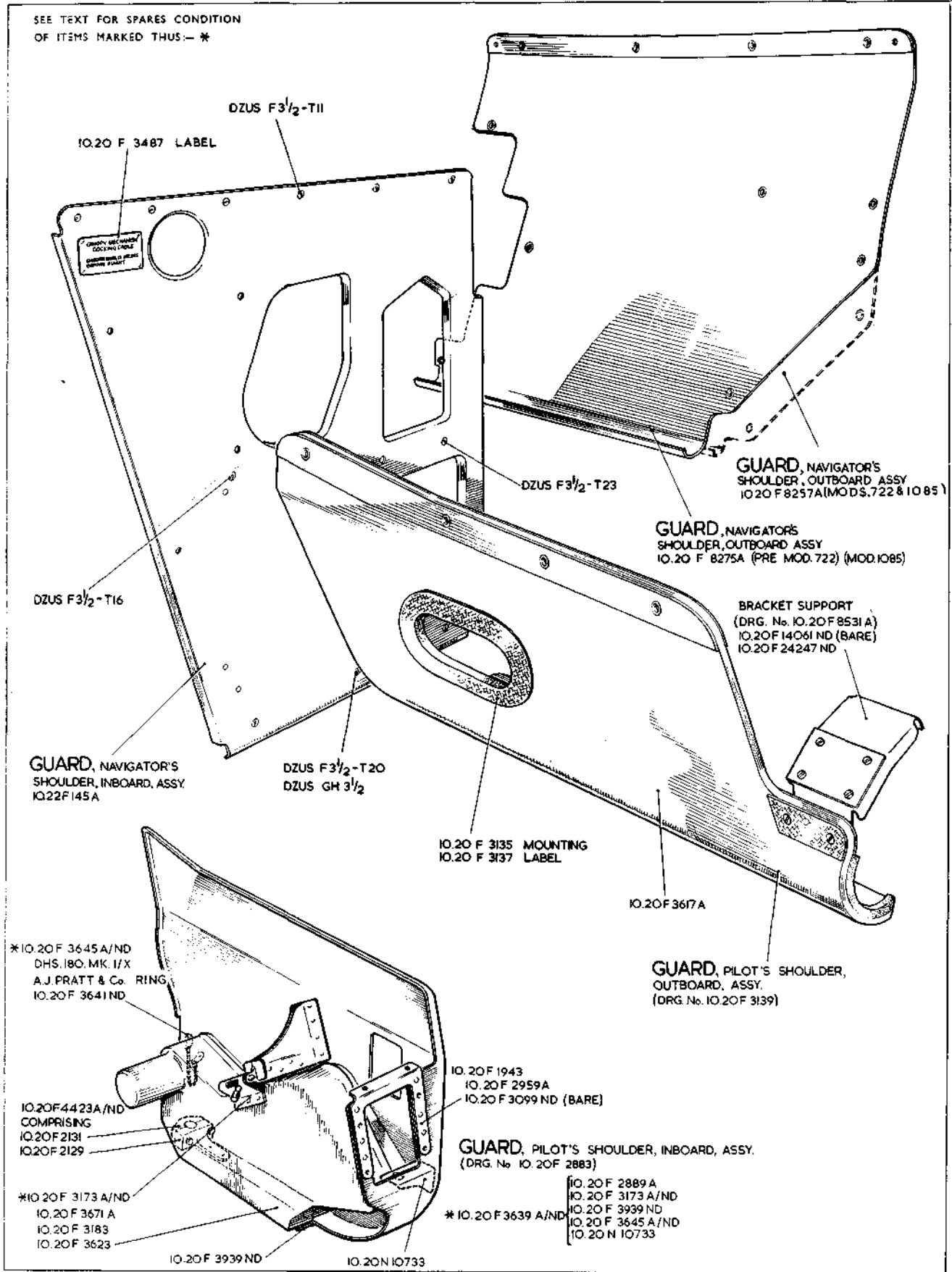


KA.2

FUSELAGE
FUSELAGE COMPLETE

KA.2
[A.L.72]

SEE TEXT FOR SPARES CONDITION OF ITEMS MARKED THUS: *



KA.5

FUSELAGE

KA.5

FUSELAGE COMPLETE

[AL 57]

KA.6

FUSELAGE

FUSELAGE COMPLETE

RESTRICTED

KA.6
[A.L. 62]

SEE TEXT FOR SPARES CONDITION
OF ITEMS MARKED THUS: *

IO.20 FF 3087 A/ND
COMPRISING
IO.20 FF 3007 A
AND IO.20 FF 3009A DHS.190

FOOT-REST NAVIGATOR'S ASSEMBLY
IO.20 FF 3005 A

IO.20 FF 735 ND
IO.20 FF 729 ND
IO.20 FF 3011 ND
IO.20 FF 725 ND
IO.20 FF 723 ND
IO.20 FF 727 ND
IO.20 FF 731 ND
IO.20 FF 733 ND

See Sub-Section 'NH'

IO.20R 3771 ND
IO.20R 3773ND

IO.20FF 713
IO.20FF 703ND
DHS.34/C

IO.20FF 3009A
IO.20 FF 779ND BARE

IO.20 FF 719ND

AVIATION DEV.
A 403
DHS.190 MK 3/X

PANEL, COCKPIT FLOOR
IO.20 FF 3089A

See Sub-Section 'EBA'

IO.20 FS 8247
(MOD. 1101)

IO.20 FS 8249
(MOD. 1101)

Detail 'B'
CRADLE, AZIMUTH GYRO.
DRG. No. IO.20 F4199A (PRE MOD. 1101)
IO.20 F 8513A (MOD. 1101)

*IO.20 F1616 R.H.

IO.20 F 2613A/ND

*IO.20 F1615 L.H.
DHS.901/9EE
DHS.727/E16

TRAY, MOUNTING, 'FIRESTREAK'
COMPUTER, ON UNDERSIDE OF
TRANSVERSE BEAM.
DRG. No. IO.20 F 1735 A

IO.20 F 2927 ND

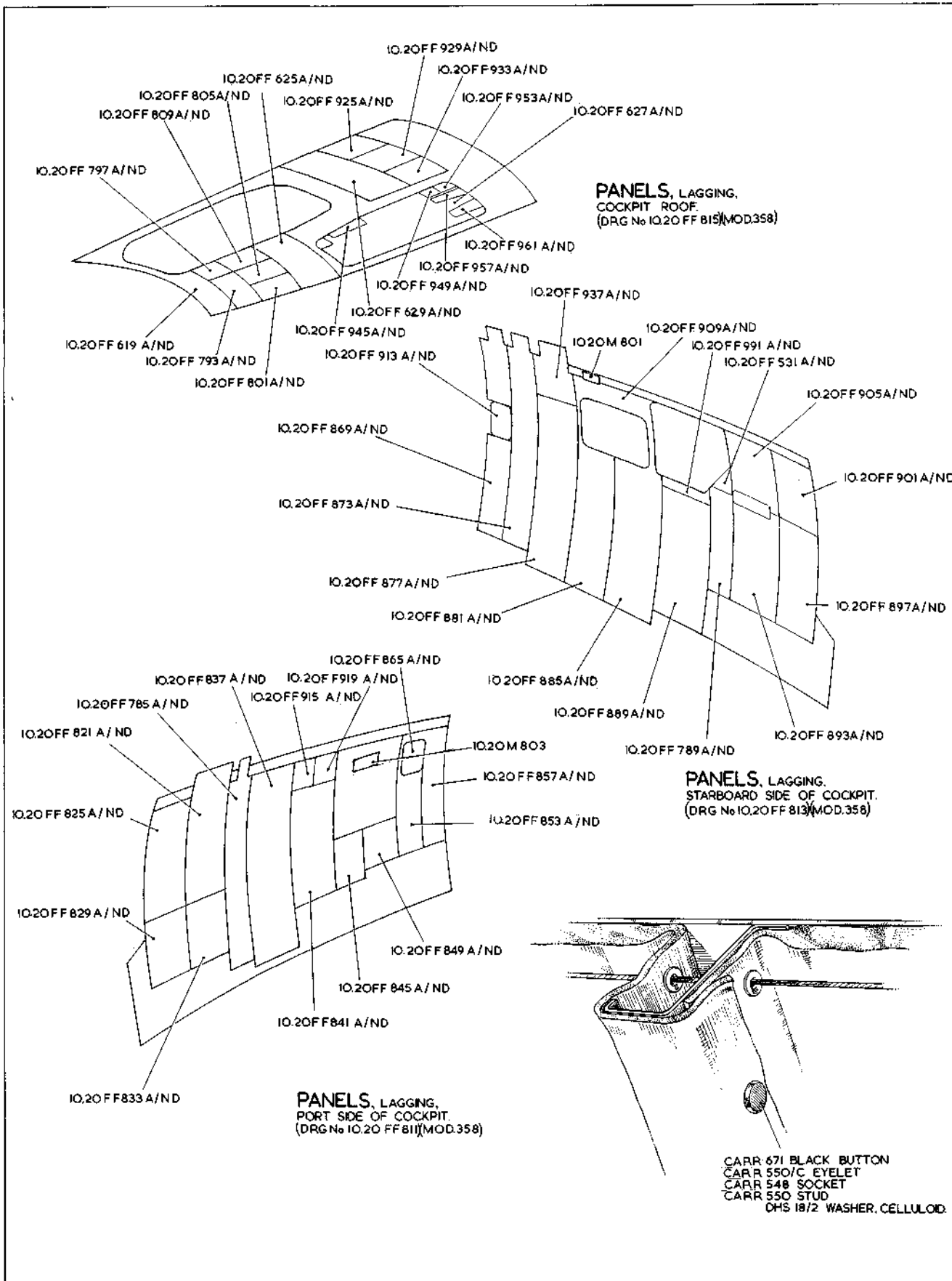
IO.20 F 1947 ND

Detail 'A'
CRADLE, POWER UNIT, ASSY.
DRG. No. IO.20 F 4383A

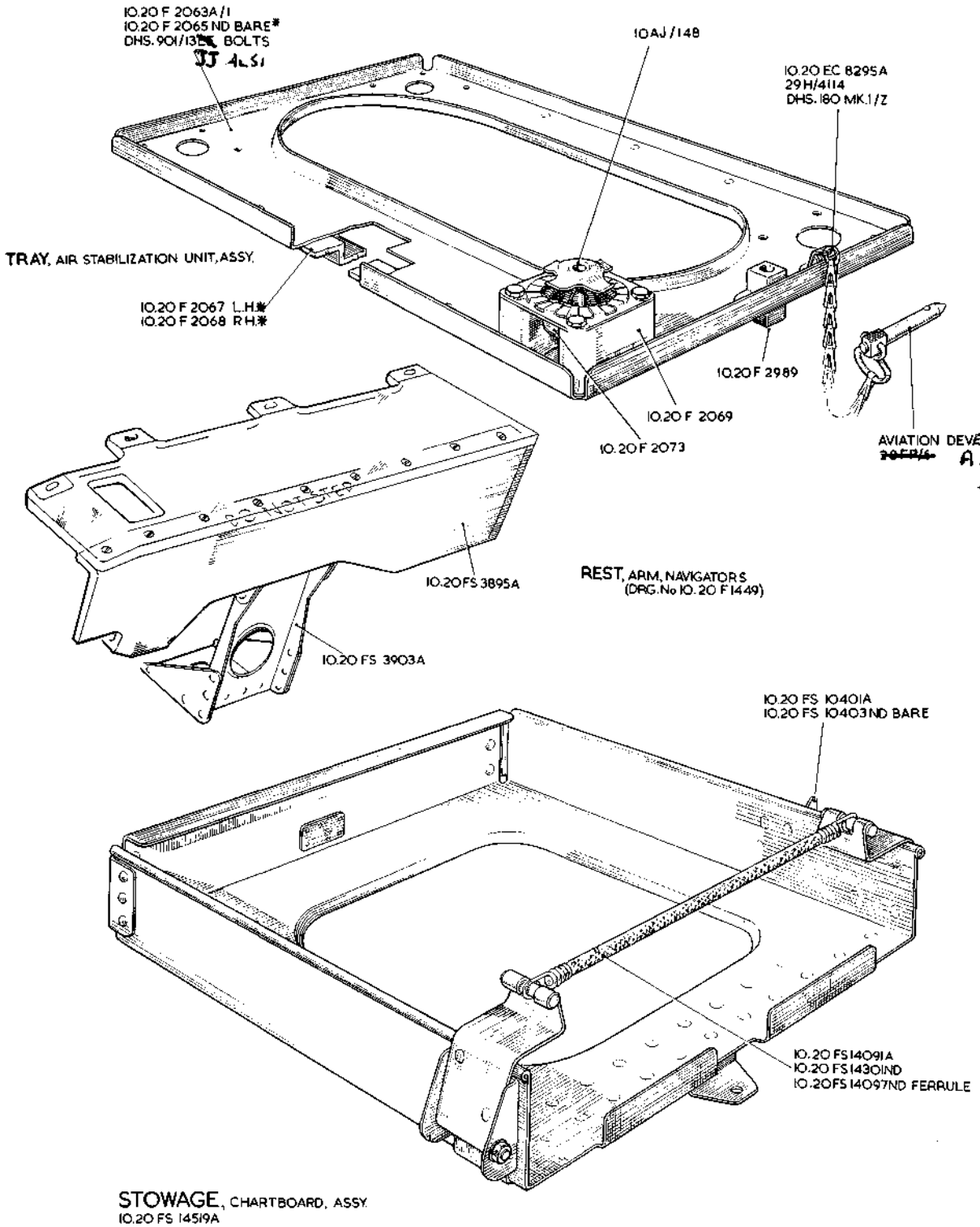
See Vixen Mk. 1

RESTRICTED

Plate KA.6



SEE TEXT FOR SPARES CONDITION
OF ITEMS MARKED THUS — *



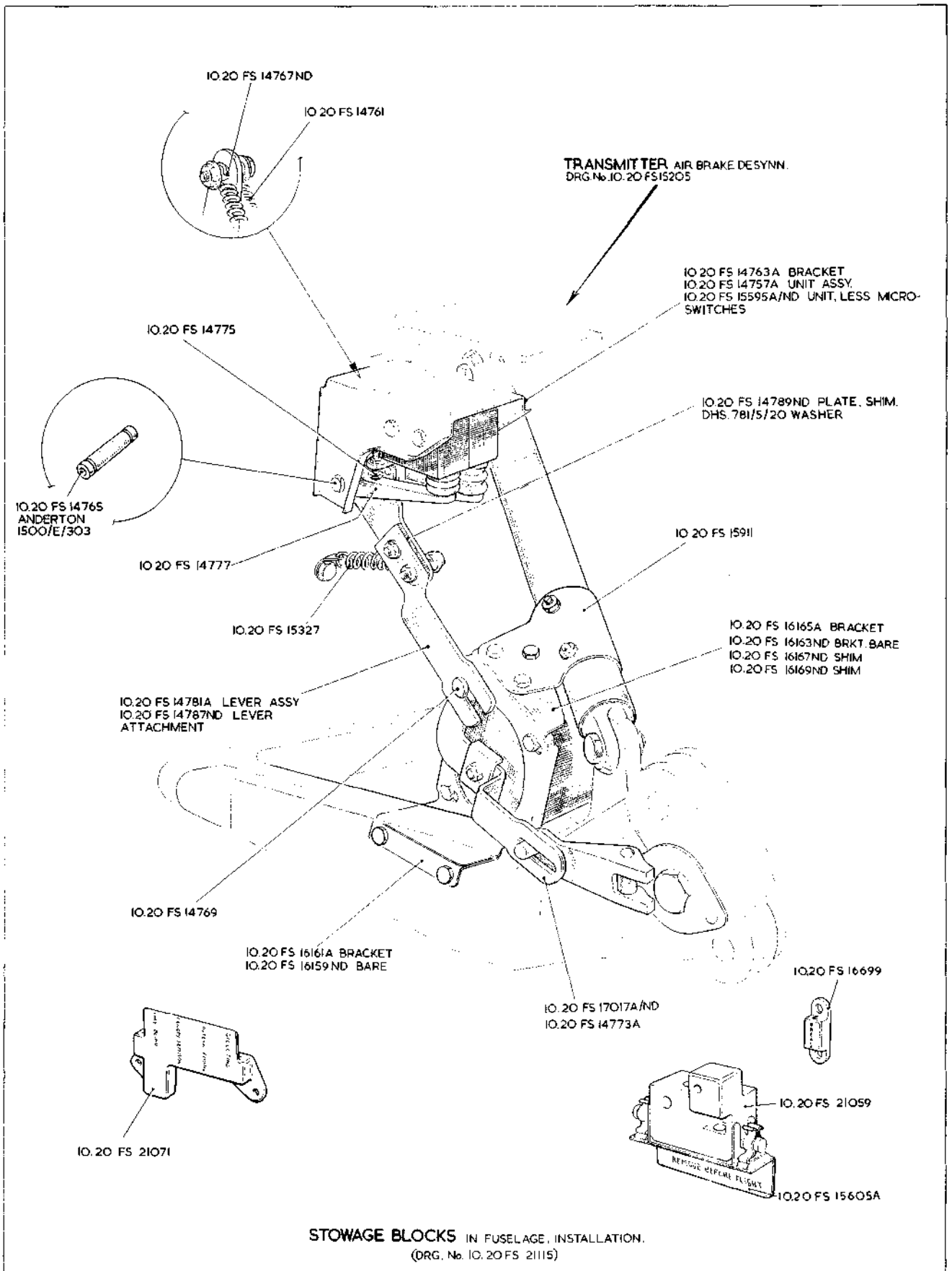
KA.9

FUSELAGE

KA.9

FUSELAGE COMPLETE

[A.L.37]



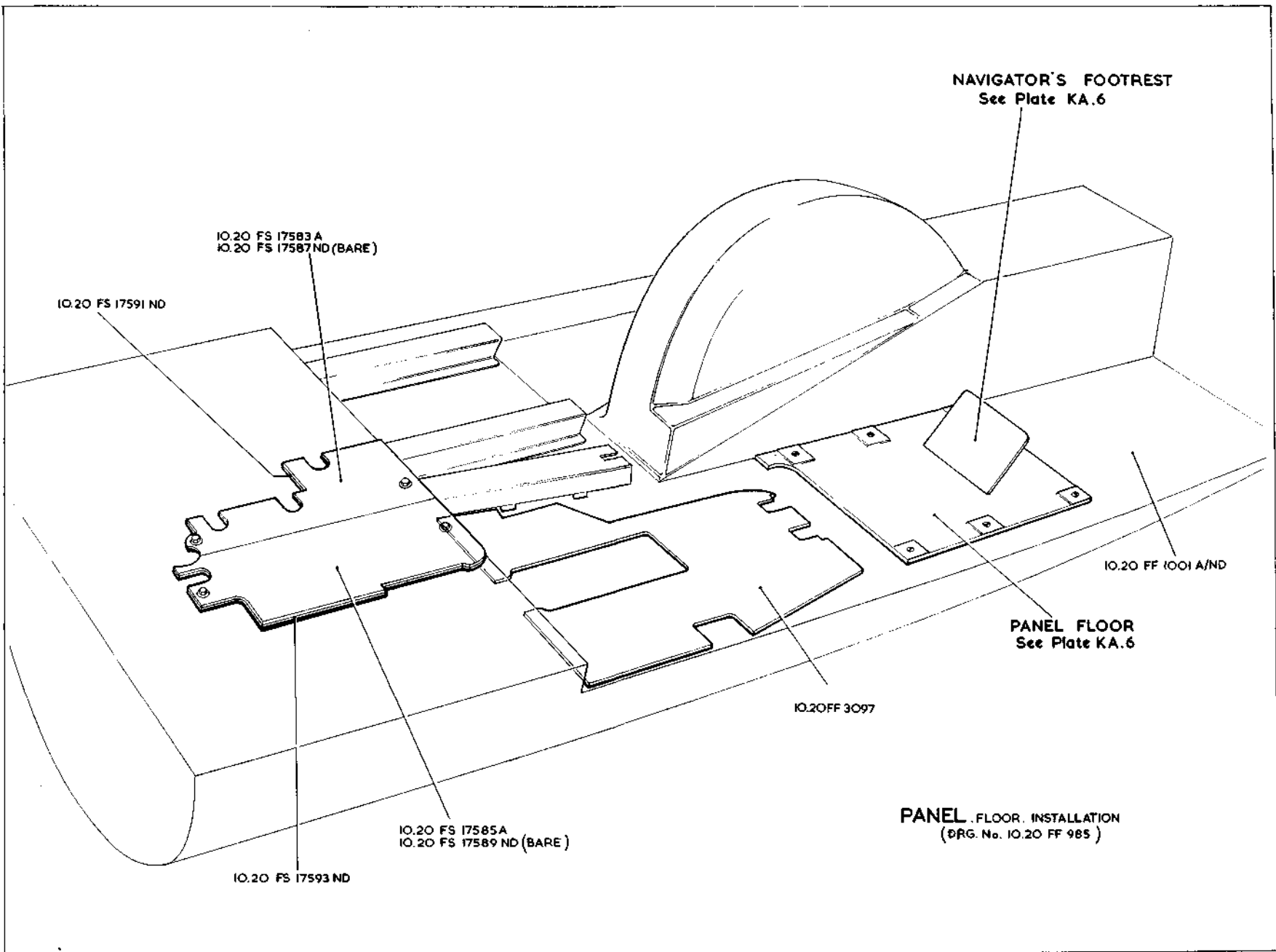
KA.10

FUSELAGE

KA.10

FUSELAGE COMPLETE

[AL. 60]



NAVIGATOR'S FOOTREST
See Plate KA.6

IO.20 FS 17583 A
IO.20 FS 17587 ND (BARE)

IO.20 FS 17591 ND

IO.20 FF 1001 A/ND

PANEL FLOOR
See Plate KA.6

IO.20 FF 3097

IO.20 FS 17585 A
IO.20 FS 17589 ND (BARE)

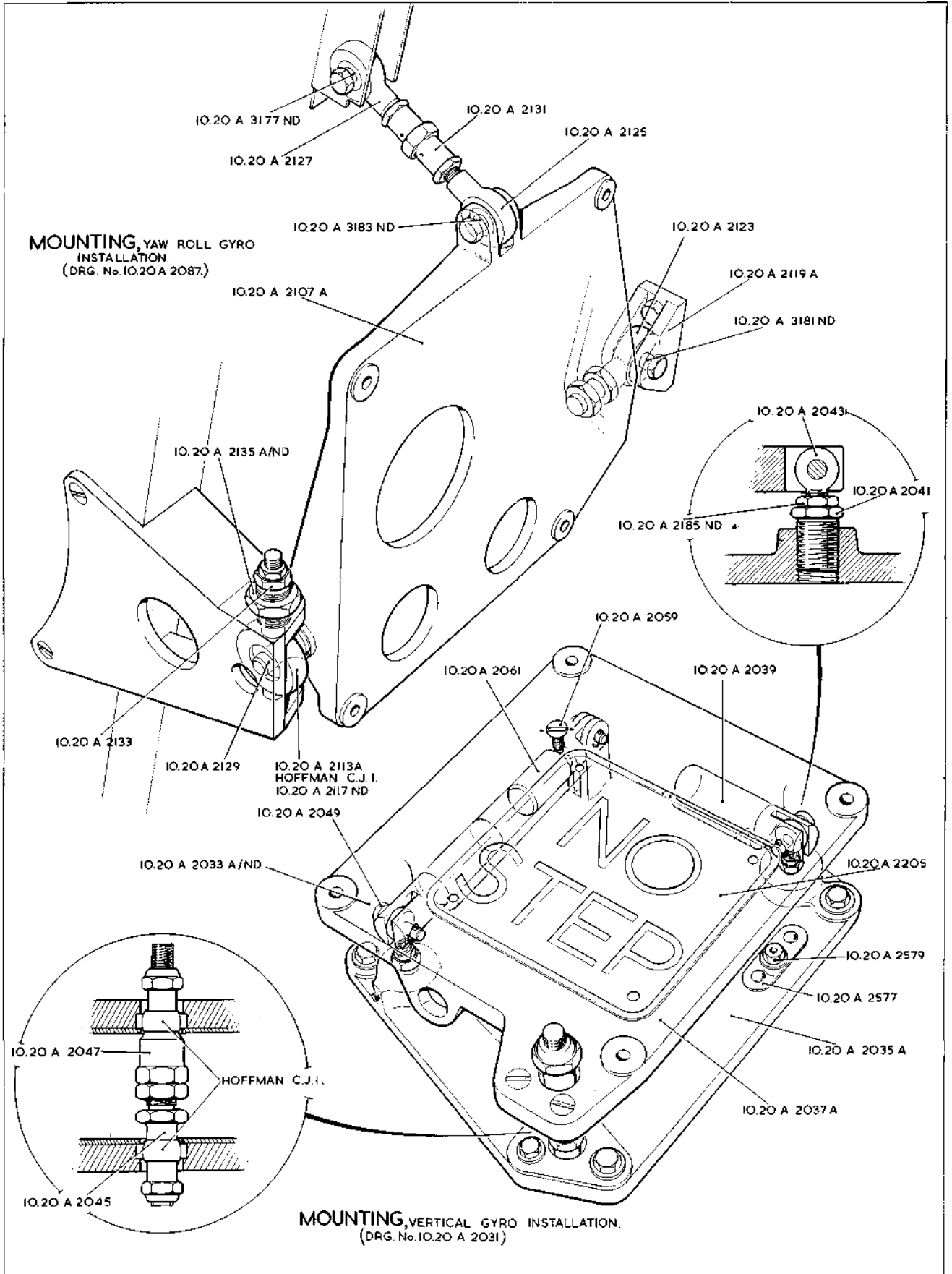
PANEL FLOOR INSTALLATION
(DRG. No. IO.20 FF 985)

IO.20 FS 17593 ND

KA.11

FUSELAGE
FUSELAGE COMPLETE

KA.11
[AL.57]



KA.12

**FUSELAGE
FUSELAGE COMPLETE**

KA.12
[AL.37]



This file was downloaded
from the RTFM Library.

Link: www.scottbouch.com/rtfm

Please see site for usage terms,
and more aircraft documents.

ENGINE
INHIBITED
DO NOT
TURN
PROP