

**FUSELAGE  
COCKPIT SEATING**

Ref. No.	Part No.	Description	No. off	Material Specification	Class of Store or L.M	Plate No.
		<b>INSTALLATION OF PILOT'S AND NAVIGATOR'S EJECTOR SEATS WITH PERSONAL EQUIPMENT CONNECTORS</b> (Drg. No. 10-20 F 3781)	1	—	—	KG1
13841	10-20 F 3341A	<b>BRACKET</b> , Pilot's seat top attachment Attachments for 10-20 F 3341A, Bracket :—	1	—	C	KG1
4926	A25/2E/DHS.514/D	Bolt, 1/2" BSF (Alternative S21/A25/2E)	2	—	C	
28D/1011244	A25/9E	Bolt, 1/2" BSF	2	—	C	
28M/1011475	A27/EP	Nut, 1/2" BSF	2	—	C	
28W/9418921	SP.13/E	Washer	4	—	C	
Naval Ref. KJ/834	—	<b>CARTRIDGES</b> , seat ejection, set No. 5, Mk. 1 (Mod. 1172) (For use only with time delay breech incorporating Martin Baker Mod. E.S.2248)	2 sets	—	C	
20599	10-20 FS 18125A	<b>CONNECTION</b> , top Navigator's seat, assembly (Mod. 1550)	1	—	P	KG1 KG3
2A/9500567	—	<b>BALL</b> , steel, 3/16" dia., push rod catch (3110-99-950-0567)	1	—	C	
	10-20 FS 17821	<b>BRACKET</b> , seat top	1	DTD.298	—	KG3
	—	<b>HANDLE</b> , seat connection, group	1	—	—	
	10-20 FS 8409	<b>BOSS</b> Attachments for 10-20 FS 8409, Boss :—	1	S.92	—	KG3
28D/1200119	A25/4C	Bolt, 2 BA	3	—	C	
28M/10328	AGS.2002/C/1	Nut, 2 BA	3	—	C	
28W/9419402	SP.13/C	Washer	3	—	C	
7669	10-20 FS 8411	<b>HANDLE</b> , seat connection Attachments for 10-20 FS 8411, Handle :—	1	—	C	KG3
28M/10291	AGS.2001/G/1	Nut, 3/16" BSF	1	—	C	
28W/9419403	SP.13/G	Washer	1	—	C	
7668	10-20 FS 8407	<b>SPINDLE</b>	1	—	C	KG3
	10-20 FS 18123	<b>HOUSING</b> , seat top connection Attachments for 10-20 FS 18123, Housing :—	1	—	—	KG3
28D/1202771	A25/4G	Bolt, 3/16" BSF	4	—	C	
28D/1011258	A25/8G	Bolt, 3/16" BSF } or length between to suit	4	—	C	
28M/1006939	A27/GP	Nut, 3/16" BSF	4	—	C	
	10-20 FS 8435	Shim, 26 SWG (11 off, nominal)	QR	L.61	LM	KG3
28W/9419403	SP.13/G	Washer	4	—	C	
20600	10-20 FS 18129	<b>PLATE</b> , cover Attachments for 10-20 FS 18129, Plate :—	1	—	C	KG3
28D/9133011	A25/2C	Bolt, 2 BA	2	—	C	
28M/10288	AGS.2001/C/1	Nut, 2 BA	2	—	C	
		Attachments for 10-20 FS 18125A, Connection :—				
28D/1212646	A25/42G	Bolt, 3/16" BSF	1	—	C	
28D/1212650	A25/46G	Bolt, 3/16" BSF	1	—	C	
28M/1006939	A27/GP	Nut, 3/16" BSF	2	—	C	
28W/9419403	SP.93/G	Washer	2	—	C	

**FUSELAGE  
COCKPIT SEATING**

Ref. No.	Part No.	Description	No. off	Material Specification	Class of Store or L.M	Place No.
	—	<b>CYLINDER</b> , oxygen, emergency, Pilot and Navigator (Mod. 1394) (See A.P.4647A, Vol. 3, Pt. 2)	—	—	—	
13809	10-20 FS 14591	<b>FITTING</b> , conical (Make from Martin Baker Part No. MBEU.210)	1	—	C	KG3
20267	10-20 FS 21359	<b>HINGE</b> , Navigator's seat, assembly (Mod. 1465) ... Spares for :—	1	—	P	KG2
	DHS.418/2/G/25	<b>BUSH</b> ... ..	4	DTD.197	LM	KG2
	7671 10-20 FS 5925	Attachments for 10-20 FS 21359, Hinge :—				
	28M/13266 A24/ES	Bolt, ... ..	2	—	C	KG2
	28P/9527619 SP.90/C7	Nut, 1/2" BSF ... ..	2	—	C	
	28W/9419405 SP.15/E	Pin, split (SP.9/C8) ... ..	2	—	C	
		Washer ... ..	2	—	C	
13946	10-20 FS 16309A	<b>HOOK</b> , Navigator's seat, assembly (Mod. 109) ... Spares for :—	1	—	P	KG2
	DHS.418/2/G/25	<b>BUSH</b> ... ..	2	DTD.197	LM	KG2
	7673 10-20 FS 5927	Attachments for 10-20 FS 16309A, Hook :—				
	28M/13266 A24/ES	Bolt ... ..	1	—	C	KG2
	10-20 F 1237	Nut, 3/8" BSF ... ..	1	—	C	
	28P/9527619 SP.90/C7	Pin, ... ..	1	S.92	—	KG2
	AS.2811/8/250	Pin, split (SP.9/C8) ... ..	3	—	C	
	28W/9419405 SP.15/E	Tube, distance, 1/2" o/d x 17 SWG x 2"-60 long	1	L.65	LM	
	28W/9419456 SP.10/J	Washer ... ..	1	—	C	
		Washer ... ..	2	—	C	
	—	<b>INSTALLATION OF NAVIGATOR'S PERSONAL EQUIPMENT CONNECTOR PULL-OFF CABLE</b> (Drg. No. 10-20 F 3385) (Mod. 439)	1	—	—	KG1 KG4
	10-20 F 4377	<b>BRACKET</b> , pulley, navigator's Personal Equipment Connector pull-off (Mod. 911) (For spares use 10-20 F 4411ND)	1	—	—	KG4
16646	10-20 F 4411ND	<b>BRACKET</b> , pulley, navigator's Personal Equipment Connector pull-off (Spares condition)	1	—	C	
		Attachments for 10-20 F 4411ND, Bracket :—				
	28D/9133011 A25/2C	Bolt, 2 BA ... ..	1	—	C	
	28D/9133012 A25/3C	Bolt, 2 BA ... ..	2	—	C	
	28D/9133013 A25/5C	Bolt, 2 BA ... ..	2	—	C	
	28M/9403520 A27/CP	Nut, 2 BA ... ..	2	—	C	
	28M/1006473 A27/CT	Nut, 2 BA, outboard ... ..	1	—	C	
	28M/10328 AGS.2002/C/1	Nut, 2 BA ... ..	2	—	C	
	AS.2806/4/038	Tube, distance, 1/2" o/d x 22 SWG x 0"-30 long	2	T.35 or T.45	LM	
	28W/9419402 SP.13/C	Washer ... ..	5	—	C	
16649	10-20 F 4351	<b>GUARD</b> and cable stop (Mod. 1081) ... .. Attachments for 10-20 F 4351, Guard :—	1	—	C	KG4
	28D/1011006 A25/5B	Bolt, 4 BA ... ..	2	—	C	
	28M/10287 AGS.2001/B/1	Nut, 4 BA ... ..	2	—	C	
	28W/9419465 SP.13/B	Washer ... ..	2	—	C	

**FUSELAGE**  
**COCKPIT SEATING**

Ref. No.	Part No.	Description	No. off						Material Specification	Class of Store or L.M	Plate No.	
			1	2	3	4	5	6				
	10-20 F 3393A	<b>HOUSING</b> , assembly ... ..							1	—	—	KG4
		Attachments for 10-20 F 3393A, Housing :—										
28D/9419452	A25/3B	Bolt, 4 BA ... ..							2	—	C	
28D/9133013	A25/5C	Bolt, 2 BA ... ..							1	—	C	
28M/9403519	A27/BP	Nut, 4 BA ... ..							2	—	C	
28M/9403520	A27/CP	Nut, 2 BA ... ..							1	—	C	
28W/9419465	SP.13/B	Washer ... ..							2	—	C	
28W/9419402	SP.13/C	Washer ... ..							1	—	C	
16648	10-20 F 8101ND	<b>LINE</b> , static, $\frac{1}{8}$ " nylon cord (Mod. 1081) ...							1	—	C	KG4
		Attachments for 10-20 F 8101ND, Line :—										
28P/821	SP.4Y/A11	Pin, shackle ... ..							1	—	C	
28P/9527619	SP.90/C7	Pin, split (SP.9/C8) ... ..							1	—	C	
15892	DHS.781/4/18	Washer ... ..							1	—	C	KG4
		<b>PLOCKET</b> (See sub-section ECV) ... ..							—	—	—	
28R/13502	AS.111	<b>PULLEY</b> ... ..							2	—	C	KG4
		Attachments for AS.111, Pulley :—										
28D/1213764	A30/6E	Bolt, $\frac{1}{4}$ " BSF ... ..							1	—	C	
28M/1011467	A27/ES	Nut, $\frac{1}{4}$ " BSF ... ..							1	—	C	
28P/9527619	SP.90/C7	Pin, split (SP.9/C8) ... ..							1	—	C	
28W/9419821	SP.13/E	Washer ... ..							1	—	C	
15353	10-20 F 3391	<b>SPRING</b> , return (Mod. 845) ... ..							1	—	C	KG4
		Attachments for 10-20 F 3391, Spring :—										
28D/1010030	A25/7C	Bolt, 2 BA ... ..							1	—	C	
28M/10328	AGS.2002/C/1	Nut, 2 BA ... ..							1	—	C	
	—	<b>INSTALLATION OF PILOT'S PERSONAL EQUIPMENT CONNECTOR PULL-OFF CABLE AND STOWAGE</b>							1	—	—	KG1 KG4
		(Drg. No. 10-20 F 3791) (Mod. 439)										
15804	10-20 F 3367	<b>BRACKET</b> , hinge ... ..							1	—	C	KG4
		Attachments for 10-20 F 3367, Bracket :—										
28D/1212883	AS.1244/2C	Bolt, 2 BA ... ..							2	—	C	
28M/1010996	A24/CP	Nut, 2 BA ... ..							2	—	C	
28W/9419402	SP.13/C	Washer ... ..							2	—	C	
	—	<b>CABLE</b> , group ... ..							1	—	—	
15890	10-20 F 3381A	<b>CABLE</b> , assembly ... ..							1	—	C	KG4
15803	10-20 F 3359	<b>EYE-END</b> ... ..							—	—	C	KG4
		Attachments for 10-20 F 3359, Eye-end :—										
28P/821	SP.4Y/A11	Pin, shackle ... ..							1	—	C	
28P/9527619	SP.90/C7	Pin, split (SP.9/C8) ... ..							1	—	C	
15892	DHS.781/4/18	Washer ... ..							1	—	C	KG4
28M/9403520	A27/CP	<b>NUT</b> , 2 BA ... ..							1	—	C	
28W/9419447	SP.41/C	<b>WASHER</b> , tab ... ..							1	—	C	
19210	10-20 F 3733A/ND	<b>CORD</b> , stowage, pilot's Personal Equipment Connector A/C portion and pull-off, assembly							1	—	C	KG4
		(For use when seat is removed)										
28H/5653	10-20 F 3461ND AGS.897/A	<b>CORD</b> , elastic, $\frac{3}{16}$ " dia. x 3"-70 long ...							1	B5.F51	LM	KG4
		<b>FERRULE</b> ... ..							2	—	C	

**FUSELAGE  
COCKPIT SEATING**

Ref. No.	Part No.	Description	No. off	Material Specification	Class of Score or L.M.	Plate No.
	10-20 F 3927A	<b>PULL-OFF, Personal Equipment Connector, assembly (Mod. 845)</b>	1	—	—	KG4
15805	10-20 F 3365	<b>FAIRLEAD, (Mod. 439) ... ..</b>	1	—	C	KG4
15807	10-20 F 3379A	<b>HOUSING, assembly (Mod. 439) ... ..</b>	1	—	C	KG4
28R/13502	AS.111	<b>PULLEY ... ..</b>	1	—	C	KG4
		Attachments for AS.111, Pulley :—				
28D/1212209	A57/9E	Bolt, 1/4" BSF ... ..	1	—	C	
28M/13935	A58/ES	Nut, 1/4" BSF ... ..	1	—	C	
28P/9527619	SP.90/C7	Pin, split (SP.9/C8) ... ..	1	—	C	
	DHS.330/"-17	Tube, distance, pulley spacing ... ..	2	DTD.423	LM	KG4
28W/9418921	SP.13/E	Washer ... ..	1	—	C	
	15353	10-20 F 3391				
		<b>SPRING, return ... ..</b>	1	—	C	KG4
		Attachments for 10-20 F 3391, Spring :—				
28D/1011019	A25/8C	Bolt, 2 BA ... ..	1	—	C	
28M/10288	AGS.2001/C/1	Nut, 2 BA ... ..	1	—	C	
28W/14181	AS.1903/C12	Washer, saddle ... ..	1	—	C	
	AS.2807/4/065	<b>TUBE, distance, 1/4" o/d x 20 SWG x 0"-65 long</b>	1	T.35 or T.45	LM	
		Attachments for AS.2807/4/065, Tube :—				
28D/1010142	A25/9B	Bolt, 4 BA ... ..	1	—	C	
28M/10287	AS.2001/B/1	Nut, 4 BA ... ..	1	—	C	
28W/9419465	SP.13/B	Washer ... ..	1	—	C	
		Attachments for 10-20 F 3927A, Pull-off, assembly :—				
28D/9435710	A25/11C	Bolt, 2 BA ... ..	1	—	C	
28M/5808573	A27/CS	Nut, 2 BA ... ..	1	—	C	
28P/9527619	SP.90/C7	Pin, split (SP.9/C8) ... ..	2	—	C	
28FP/9110453	ODDIE 784	Stud ... ..	4	—	C	KG4
16647	10-20 F 4089ND	Tube, distance (Mod. 911) ... ..	1	—	C	KG4
28FP/9424332	ODDIE 326	Washer ... ..	4	—	C	KG4
28W/9419465	SP.13/B	Washer ... ..	4	—	C	
28W/9419402	SP.13/C	Washer ... ..	1	—	C	
	—	<b>MECHANISM, canopy jettison control (See sub-section KC)</b>	—	—	—	
	—	<b>PACKS, personal survival (See A.P.4647A, Vol. 3, Pt. 2)</b>	—	—	—	
	—	<b>PARACHUTE assemblies (See A.P.4647A, Vol. 3, Pt. 2)</b>	—	—	—	
	—	<b>PROBE, oxygen, emergency (Mod. 1394) (See A.P.4647A, Vol. 3, Pt. 2)</b>	—	—	—	
27L/50144	MARTIN BAKER B/MBEU/18122	<b>SEAT and gun, Pilot's, Type 4 DSA (1) Mk. 2 (With canopy breach modified to Martin Baker Mod. CJ.51 (Mod. 1333) (For spares see A.P.45155, Vol. 3, Pt. 1)</b>	1	—	P	KG1
		Attachments for B/MBEU/18122, Seat :—				
28D/1212396	A25/34G	Bolt, 3/8" BSF ... ..	1	—	C	
28D/1212761	A25/32J	Bolt, 3/8" BSF ... ..	1	—	C	
28M/5808571	A27/GS	Nut, 3/8" BSF ... ..	1	—	C	
28M/1011476	A27/JS	Nut, 3/8" BSF ... ..	1	—	C	
28P/9527619	SP.90/C7	Pin, split (SP.9/C8) ... ..	2	—	C	
28W/9419476	SP.15/G	Washer ... ..	1	—	C	
28W/9419477	SP.15/J	Washer ... ..	1	—	C	

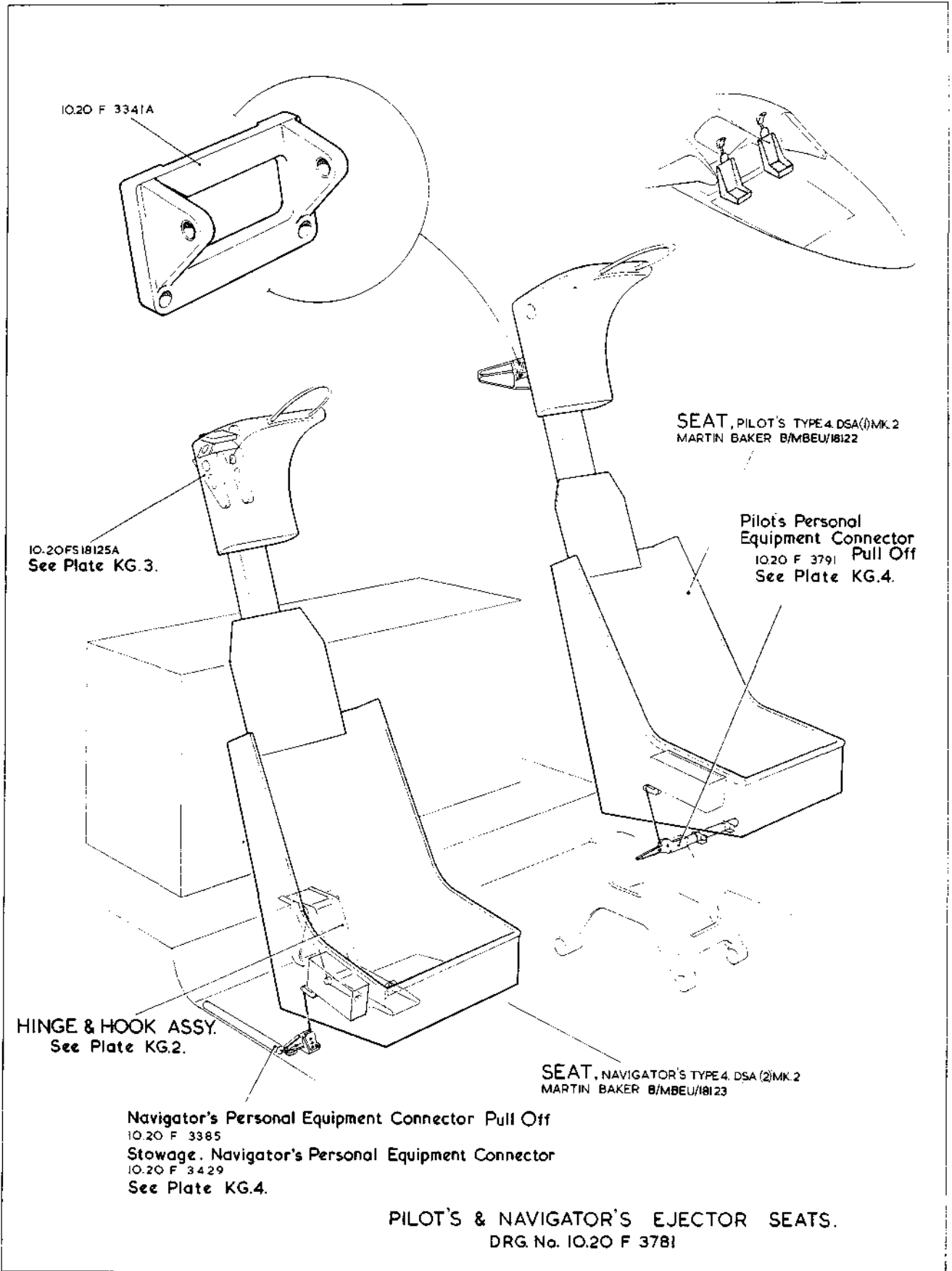
**FUSELAGE**

**COCKPIT SEATING**

Ref. No.	Part No.	Description	No. off	Material Specification	Class of Store or L.M.	Plate No.
27L/50145	MARTIN BAKER B/MBEU/18123	<b>SEAT</b> , and gun Navigator's, Type 4 DSA(2) Mk. 2 (Mod. 1333) (For spares see A.P.4515S, Vol. 3, Pt. 1)	1	—	P	KG1
28D/1213565	A60/29G	Attachments for B/MBEU/18123, Seat :—	1	—	C	
28D/—	A.60/30J	Bolt, $\frac{1}{16}$ " BSF	1	—	C	
28D/1213579	A60/32J	Bolt, $\frac{3}{16}$ " BSF	1	—	C	
28M/14833	A58/JS	Nut, $\frac{3}{16}$ " BSF	2	—	C	
28P/9527619	SP.90/C7	Pin, split (SP.9/C8)	2	—	C	
28W/9419456	SP.10/J	Washer	1	—	C	
28W/9419476	SP.15/G	Washer	1	—	C	
—	—	<b>SELECTOR</b> , Navigator's emergency oxygen, group (See sub-section QQ)	—	—	—	
—	—	<b>STOWAGE</b> , Navigator's, P.E.C. A/C portion (For use when seat is removed (Org. No. 10-20 F 3429) (Mod. 439)	1	—	—	KG1 KG4
19722	10-20 F 3731A/ND	Spares for :—				
	10-20 F 3431ND	<b>CORD</b> , assembly	1	—	C	KG4
28H/5563	AGS.897/A	<b>CORD</b> , elastic, $\frac{3}{16}$ " dia. x 7"-50 long	1	BS.F.51	LM	KG4
	10-20 F 3433	<b>FERRULE</b>	2	—	C	
		<b>TAG</b> , "Use cord.....when seat is removed," white on red ground, 18 SWG	1	L.16	LM	KG4

FUSELAGE  
COCKPIT SEATING

Ref. No.	Part No.	Description						No. off	Material Specification	Class of Store or L.M.	Plate No.
		1	2	3	4	5	6				

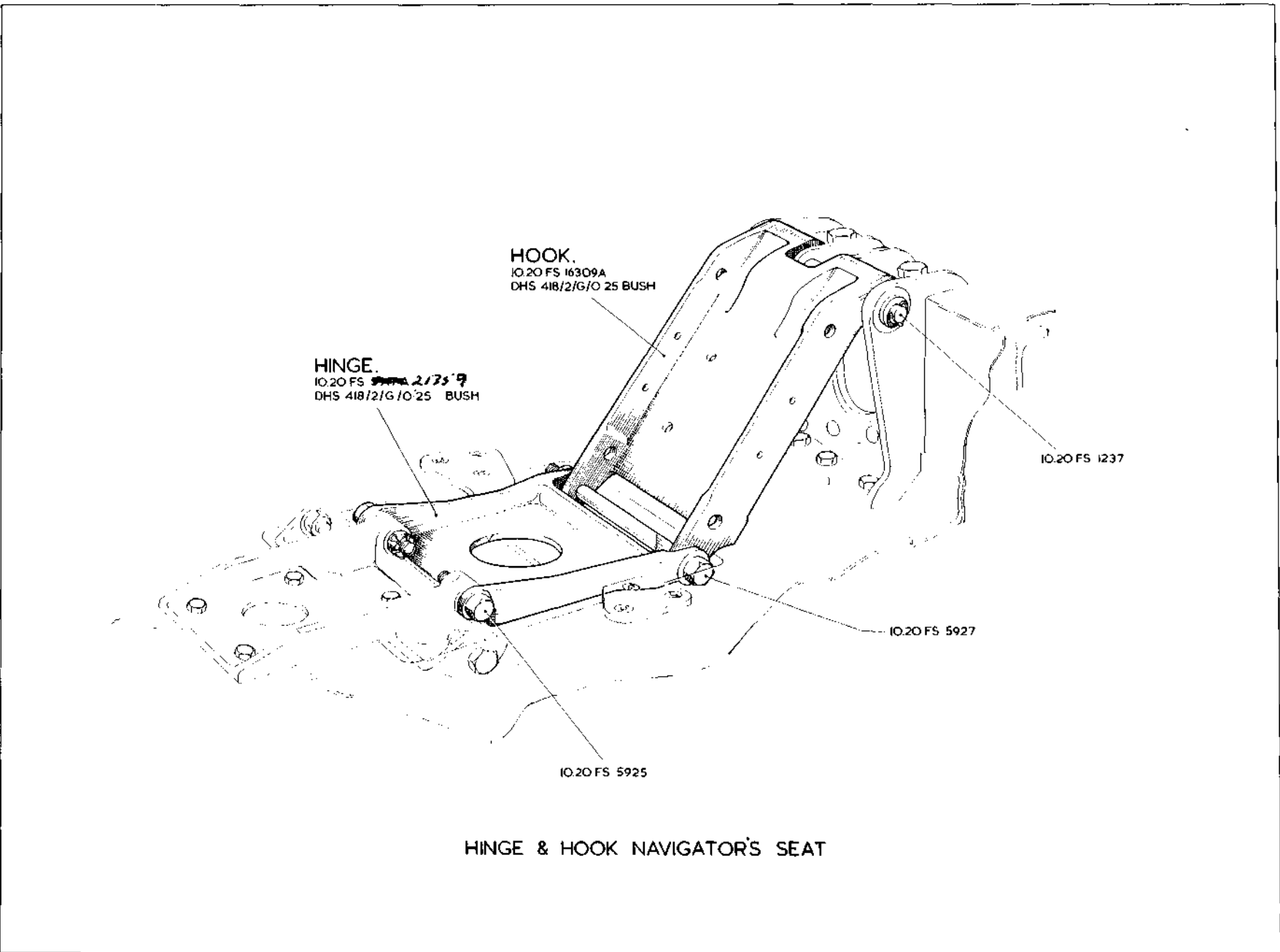


KG.1

# FUSELAGE

KG.1  
[AL 72]

## COCKPIT SEATING



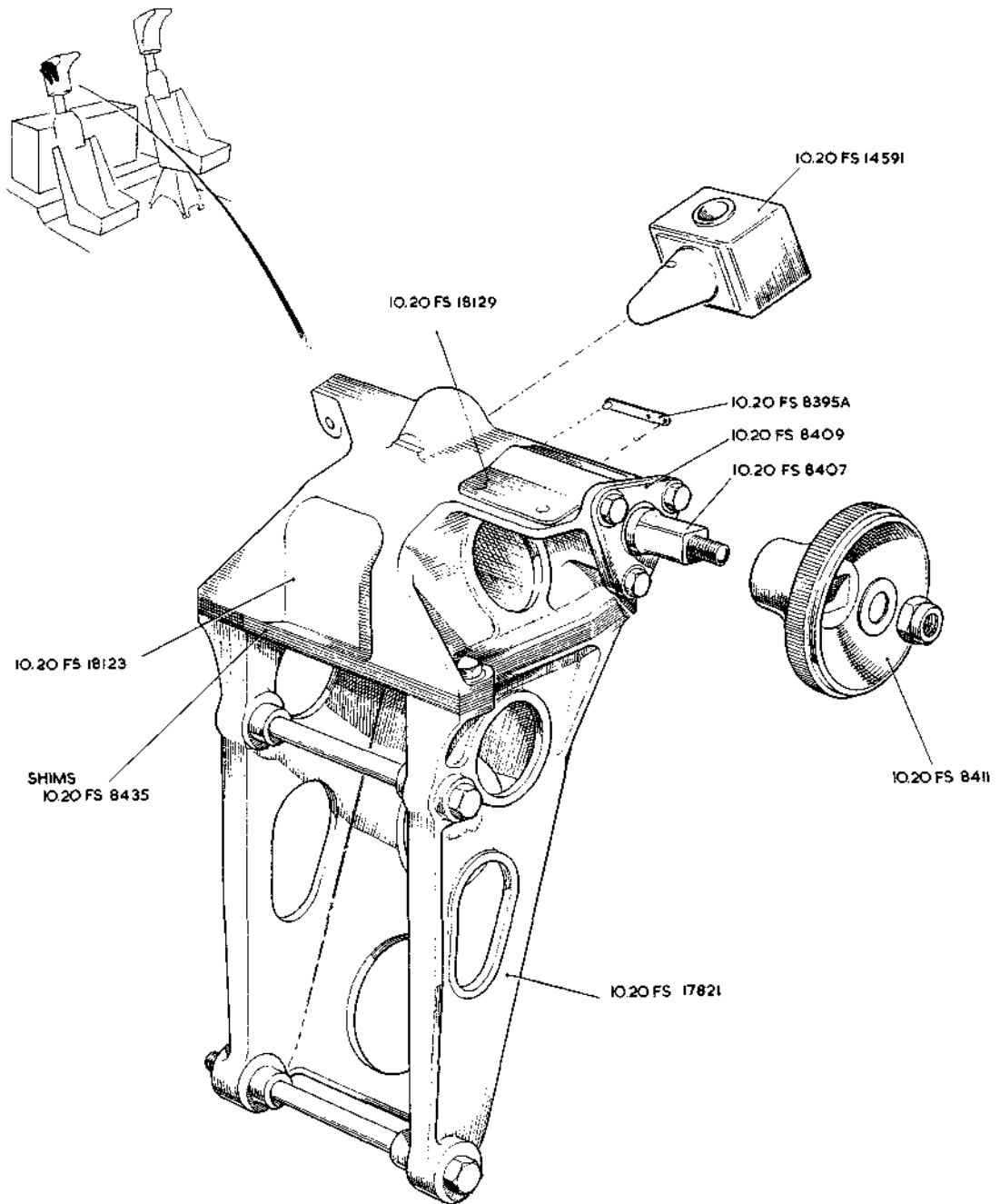
KG.2

FUSELAGE

COCKPIT SEATING

RESTRICTED

KG.2  
[A.L.36]



CONNECTION, TOP, NAVIGATOR'S SEAT.  
IO.20 FS 18125A

KG.3

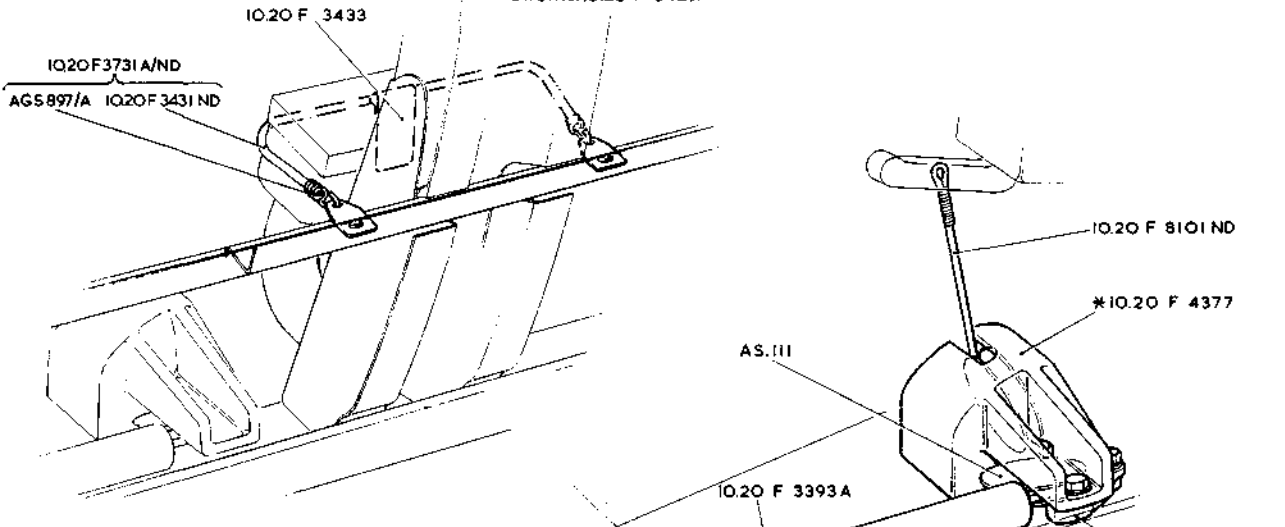
**FUSELAGE**  
**COCKPIT SEATING**

KG.3

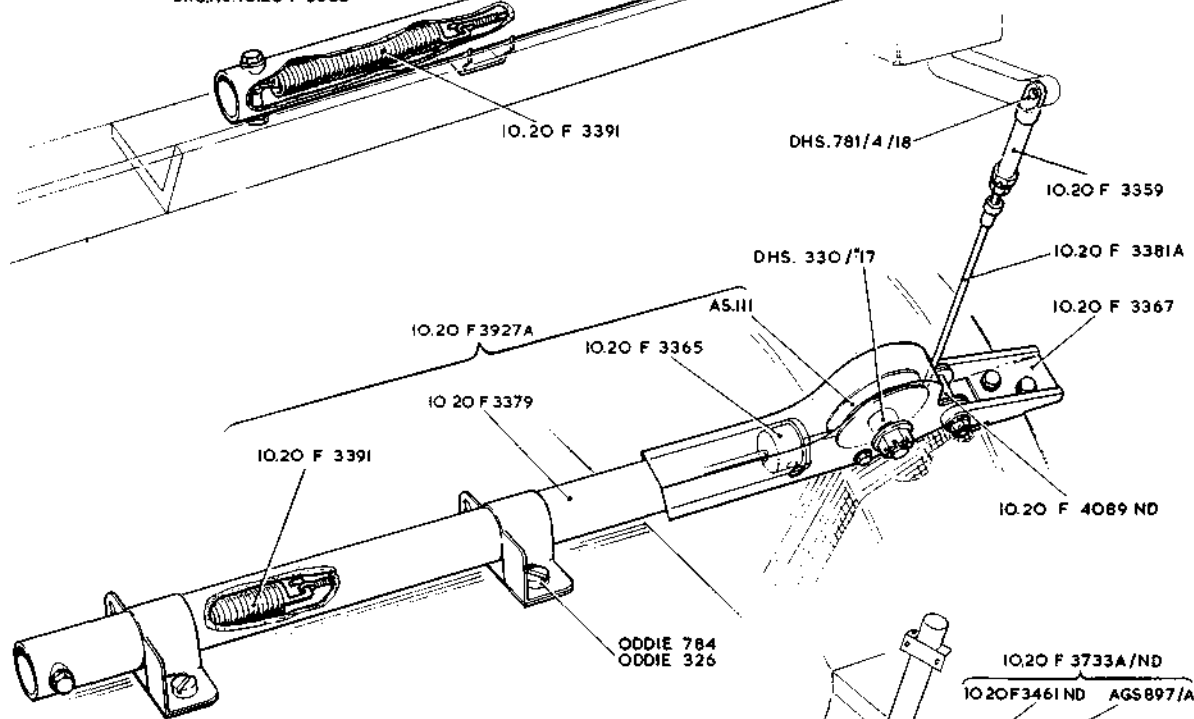
[AL 69]

SEE TEXT FOR SPARES CONDITION  
OF ITEMS MARKED THUS— \*

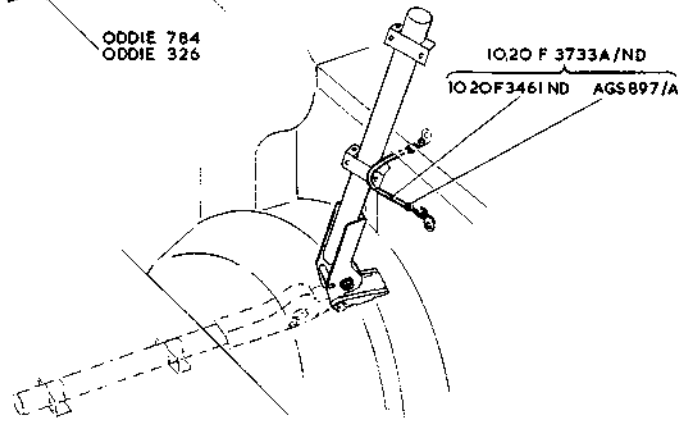
**Stowage, Navigator's Personal Equipment Connector  
A/C Portion.**  
DRG.No.10.20 F 3429.



**Navigator's Personal Equipment Connector,  
Pull Off Cable.**  
DRG.No.10.20 F 3385



**Pilot's Personal Equipment Connector,  
Pull Off Cable & Stowage.**  
DRG No10 20 F 3791



This file was downloaded  
from the RTFM Library.

Link: [www.scottbouch.com/rtfm](http://www.scottbouch.com/rtfm)

Please see site for usage terms,  
and more aircraft documents.

