

**FUSELAGE**  
**NAVIGATOR'S HATCH**

Ref. No.	Part No.	Description	No. off	Material Specification	Class of Store or LM	Plate No.
2	S10-20 FS 2	<b>HATCH, NAVIGATOR'S</b> (Special spares assembly) ...	1	---	P	KL1
	10-20 FS 10883A	<b>HATCH, Navigator's, assembly</b> ...	1	---	---	KL1
	---	<b>ELECTRICAL COMPONENTS</b> (See sub-section EBE)	---	---	---	---
	---	<b>MECHANISM, Navigator's hatch operating group</b> (Drg. No. 10-20 FS 5099) (NOTE:—Navigator's hatch mechanism installed in fuselage is included in sub-section KQ)	1	---	---	KL2
20601	10-20 FS 18633	<b>ARM, locking</b> (Mod. 1550) ...	1	---	---	KL2
		Attachments for 10-20 FS 18633, Arm:—				
7553	10-20 FS 5359	Bolt ...	1	---	C	KL2
28M/9403520	A27/CP	Nut, 2 BA ...	1	---	C	---
	10-20 FS 5357ND	Roller ...	1	T.35	LM	KL2
28W/9419454	SP.10/C	Washer ...	1	---	C	---
16582	10-20 FS 20173A	<b>BELL-CRANK, transverse and intermediate connection rods, assembly</b> (Mod. 1072) Spares for:—	1	---	P	KL2
	DHS.419/2/E/-89	<b>BUSH, 0"-89 long</b> ...	1	DTD.197	LM	KL2
		Attachments for 10-20 FS 20173A, Bell-crank:—				
28D/7002413	A25/14E	Bolt, 1/2" BSF ...	1	---	C	---
28M/1011467	A27/ES	Nut, 1/2" BSF ...	1	---	C	---
28P/9527619	SP.90/C7	Pin, split (SP.9/C8) ...	1	---	C	---
28W/9418921	SP.13/E	Washer ...	1	---	C	---
17442	10-20 FS 9827A	<b>BRACKET, hinge, inboard, assembly</b> ...	1	---	C	KL1
17441	10-20 FS 9823A	<b>BRACKET, hinge, outboard, assembly</b> ...	1	---	C	KL1
		Attachments for 10-20 FS 9827A, or 10-20 FS 9823A, Bracket:—				
28D/1200119	A25/4C	Bolt, 2 BA ...	4	---	C	---
28M/9403520	A27/CP	Nut, 2 BA ...	4	---	C	---
7560	10-20 FS 5331ND	Shim, inboard bracket ...	1	---	C	KL1
7561	10-20 FS 6219ND	Shim, outboard bracket ...	1	---	C	KL1
28W/9419454	SP.10/C	Washer ...	4	---	C	---
10293	10-20 FS 14257A	<b>BRACKET, micro-switch, assembly</b> ...	1	---	C	KL2
		Spares for:—				
	10-20 FS 6629ND	<b>GUIDE, roller, 10 SWG</b> ...	1	L.72	LM	KL2
		Attachments for 10-20 FS 14257A, Bracket:—				
28D/9436920	A25/1C	Bolt, 2 BA ...	3	---	C	---
1092	DHS.365/2C	Bolt, 2 BA ...	1	---	C	---
	10-20 FS 6495	<b>COLLAR, retaining, operating handle shaft</b>	1	L.64	LM	KL2
		Attachments for 10-20 FS 6495, Collar:—				
2037	DHS.94/4/100	Pin, ground steel, 1/2" long ...	2	---	C	KL2

**FUSELAGE  
NAVIGATOR'S HATCH**

Ref. No.	Part No.	Description	No. off	Material Specification	Class of Store or L.M	Plate No.
19297	10-20 FS 10889A	<b>HANDLE</b> , external operating, assembly ... (Mod. 48)	1	—	P	KL2
2A/9500569	—	<b>BALL</b> , steel, 3/4" dia. (3110-99-950-0569) ...	1	—	C	KL3
7566	10-20 FS 4999	<b>BUSH</b> , jettison ...	1	—	C	KL3
7565	10-20 FS 5001	<b>BUSH</b> , hand operation ...	1	—	C	KL3
28N/13417	AGS.2031/7	<b>CIRCLIP</b> , handle retaining ...	1	—	C	
28N/2001669	AGS.2031/16	<b>CIRCLIP</b> , jettison bush retaining ...	1	—	C	
26FC/8830	15 FC 2565ND	<b>CIRCLIP</b> , contact sleeve, 1"-0 1/4 x 18 SWG	1	—	C	KL3
16621	10-20 FS 9133	<b>HANDLE</b> ...	1	—	C	KL3
7564	10-20 FS 10237	<b>HOUSING</b> ...	1	—	C	KL3
26FC/11350	15 FC 3239ND	<b>PIN</b> , dowel ...	1	—	C	KL3
26FC/8838	15 FC 1579	<b>PIN</b> , contact ...	1	—	C	KL3
26FC/11357	15 FC 4105ND	<b>PIN</b> , locating ...	1	—	C	KL3
26FC/8836	15 FC 1577	<b>PIN</b> , locking ...	1	—	C	KL3
26FC/8840	15 FC 1571	<b>PLATE</b> , keep ...	1	—	C	KL3
12645	10-20 FS 15819	<b>PLUNGER</b> , release ...	1	—	C	KL3
26FC/11348	15 FC 1567	<b>RING</b> , constraining ...	1	—	C	KL3
26FC/8835	15 FC 1569	<b>RING</b> , expanding ...	1	—	C	KL3
27QA/285	SP.900/B.19	<b>RING</b> , "O," sealing at handle ... (Attach with Bostik "C")	1	—	C	KL3
27QA/271	SP.900/B.5	<b>RING</b> , "O," sealing, at plunger spring ...	1	—	C	KL3
26FC/8842	15 FC 2163	<b>RING</b> , sealing, lower ...	1	—	C	KL3
26FC/8841	15 FC 1585	<b>RING</b> , sealing, upper ...	1	—	C	KL3
7563	10-20 FS 5999	<b>SLEEVE</b> , contact ...	1	S.1	—	KL3
26FC/8834	15 FC 1583	<b>SPINDLE</b> , handle ...	1	—	C	KL3
26FC/8833	15 FC 1581	<b>SPRING</b> , lift ...	1	—	C	KL3
12644	DHS.781/6/22	<b>SPRING</b> , plunger ...	1	—	C	KL3
26FC/8829	15 FC 2209	<b>WASHER</b> , plunger spring ...	1	—	C	KL3
		<b>WASHER</b> , handle retaining ...	1	—	C	KL3
4919	DHS.365/14C	Attachments for 10-20 FS 10889A, Handle :—				
28D/8315	AS.1242/12C	Bolt, 2 BA ...	2	—	C	KL2
28M/9403520	A27/CP	Bolt, 2 BA ...	1	—	C	
28W/9419454	SP.10/C	Nut, 2 BA ...	3	—	C	
		Washer ...	3	—	C	
20052	10-20 FS 21271A	<b>HANDLE</b> , operating, assembly (Mod. 1485) ...	1	—	P	KL2
7574	10-20 FS 6617	<b>BOLT</b> , locking lever attachment ...	1	—	C	KL3
7572	10-20 FS 6585A	<b>HANDLE</b> , assembly ...	1	—	C	KL3
	10-20 FS 6319A	<b>LEVER</b> , handle, assembly ...	1	—	—	KL3
	10-20 FS 9131A	<b>LEVER</b> , locking, assembly ...	1	—	—	KL3
28M/1007403	A27/ET	<b>NUT</b> , 1/2" BSF, stop stud ...	2	—	C	
7573	10-20 FS 21265	<b>SPINDLE</b> , handle (Mod. 1485) ...	1	S.92	—	KL3
	10-20 FS 10131	<b>SPRING</b> , torsion ...	1	—	C	KL3
	10-20 FS 17771ND	<b>STUD</b> , stop ...	1	S.92	—	KL3
28W/9419456	SP.10/J	<b>WASHER</b> , locking lever attachment ... (3 off nominal)	QR	—	C	
28W/9419451	SP.45/E	<b>WASHER</b> , stop stud ...	2	—	C	
26FC/4643	DHS.94/6/140	Attachments for 10-20 FS 10887A, Handle :— Pin, ground steel, 3/8" dia. ...	3	—	C	KL3

FUSELAGE  
NAVIGATOR'S HATCH

Ref. No.	Part No.	Description	No off	Material Specification	Class of Store or L.M	Plate No.
	10-20 FS 5343A/ND	<b>LATCH</b> , assembly (For spares use 10-20 FS 16097A/ND)	1	—	—	KL2
12955	10-20 FS 16097A/ND	<b>LATCH</b> , assembly (Spares condition) Spares for :—	1	—	C	
28D/1212310	A25/26E	<b>BOLT</b> , 1/4" BSF, latch attachment ...	2	—	C	
7570	10-20 FS 5870A	<b>BRACKET</b> , latch attachment, assembly ...	2	—	C	KL2
7567	10-20 FS 5869A	<b>BRACKET</b> , latch attachment, assembly ... Spares for :—	2	—	C	KL2
26FC/13409	MANGANESE BRONZE CT.335	<b>BUSH</b> , 0"6 long, Oilite ... Attachments for 10-20 FS 5870A and 10-20 FS 5869A, Bracket :—	1	—	C	KL2
28M/1007403	A27/ET	Nut, 1/4" BSF ...	4	—	C	
28M/1006473	A27/CT	Nut, 2 BA ...	2	—	C	KL2
15329	10-20 FS 16975ND	Shim, 0"10 thick ...	1	—	C	KL2
7571	10-20 FS 10193	Stud, 2 BA (Peen on assembly) ...	1	—	C	KL2
11278	10-20 FS 14691	Stud, 1/4" BSF (Peen on assembly) ...	2	—	C	KL2
28W/9419454	SP.10/C	Washer ...	2	—	C	
28W/9418920	SP.10/E	Washer ...	4	—	C	
26FC/8992	15 FC 1971	<b>CAM</b> ...	2	—	C	KL2
26FC/8991	15 FC 1979	<b>CAM</b> ...	2	—	C	KL2
	10-20 FS 10149	<b>LATCH</b> ...	2	S.97	—	KL2
26FC/8815	15 FC 1405	<b>LEVER</b> ... Attachments for 15 FC 1405, Lever :—	1	—	C	KL2
26DV/7653	DHS.94/6/120	Pin, ground steel, 3/8" dia. x 1"20 long ...	3	—	C	KL2
28M/1006473	A27/CT	<b>NUT</b> , 2 BA, roller stud attachment ...	4	—	C	
28M/1011467	A27/ES	<b>NUT</b> , 1/4" BSF, latch attachment ...	2	—	C	
26FC/8811	15 FC 1901	<b>PIECE</b> , distance, latch ...	2	—	C	KL2
28P/9527619	SP.90/C7	<b>PIN</b> , split, latch attachment (SP.9/C8) ...	2	—	C	
	10-20 FS 10151	<b>ROLLER</b> , latch ...	2	S.80	—	KL2
26FC/8993	15 FC 2877	<b>STUD</b> , roller ...	2	—	C	KL2
28W/9418921	SP.13/E	<b>WASHER</b> , latch attachment ...	2	—	C	
20168	10-20 FS 18519A	<b>LEVER</b> , cocking, assembly (Mod. 1511) Spares for :—	1	—	C	KL2
	10-20 FS 18517	<b>CATCH</b> , safety (Mod. 1511) ...	1	DTD.666	—	KL2
	10-20 FS 4357	<b>GUIDE</b> , spring ...	1	S.1	LM	KL2
28M/1011475	A27/EP	<b>NUT</b> , 1/4" BSF ...	1	—	C	
7558	10-20 FS 4359	<b>PIN</b> , spring guide retaining ...	1	—	C	KL2
7559	10-20 FS 4363	<b>PIN</b> , roller retaining ...	1	—	C	KL2
28P/9527619	SP.90/C7	<b>PIN</b> , split (SP.9/C8) ...	1	—	C	
	10-20 FS 4361	<b>ROLLER</b> , 1/2" o/d x 16 SWG ...	1	T.45	LM	KL2
7557	10-20 FS 4355	<b>SPRING</b> ...	1	—	C	KL2
28W/9418921	SP.13/E	<b>WASHER</b> ...	1	—	C	
28W/9419466	SP.13/J	<b>WASHER</b> ...	1	—	C	

FUSELAGE  
NAVIGATOR'S HATCH

Ref. No.	Part No.	Description	No. off	Material Specification	Class of Score or L.M	Plate No.
7541	10-20 FS 4077A	<b>LEVER</b> , intermediate, between forward and intermediate connection rods, assembly Spares for :—	1	—	P	KL2
	DHS.419/1/L/69	<b>BUSH</b> , 1/8" x 0".69 long ... ..	1	DTD.197	LM	KL2
28M/1011470	A27/GT	Attachments for 10-20 FS 4077A, Lever :— Nut, 3/8" BSF ... ..	1	—	C	
28M/5808571	A27/GS	Nut, 3/8" BSF ... ..	1	—	C	
28P/9527619	SP.90/C7	Pin, split (SP.9/C8) ... ..	1	—	C	
7542	10-20 FS 6657	Stud ... ..	1	—	C	KL2
28W/9419455	SP.10/G	Washer ... ..	1	—	C	
28W/9419403	SP.13/G	Washer ... ..	1	—	C	
7554	10-20 FS 4635	<b>LEVER</b> , latch release ... ..	1	—	C	KL2
7568	10-20 FS 5347	<b>LEVER</b> , operating handle shaft ... ..	1	—	C	KL2
26DV/7653	DHS.94/6/120	Attachments for 10-20 FS 5347, Lever :— Pin, ground steel, 3/8" dia., 1".20 long ... ..	3	—	C	KL2
20145	10-20 FS 21385A	<b>LEVER</b> , assembly (Mod. 1485) ... ..	1	—	C	
28D/9140645	A25/10C	Attachments for 10-20 FS 21385A, Lever :— Bolt, 2 BA ... ..	1	—	C	
28M/10288	AGS.2001/C/1	Nut, 2 BA ... ..	1	—	C	
28W/9419402	SP.13/C	Washer ... ..	1	—	C	
	10-20 FS 10067	<b>LINK</b> , between operating handle shaft lever and latch lever ... ..	1	S.92	LM	KL2
26FC/8804	15 FC 2323	Attachments for 10-20 FS 10067, Link :— Pin ... ..	2	—	C	KL2
28P/9527619	SP.90/C7	Pin, split (SP.9/C8) ... ..	2	—	C	
28W/9418920	SP.10/E	Washer ... ..	2	—	C	
	10-20 FS 7763	<b>LINK</b> , stop valve, 16 SWG ... ..	1	S.510	LM	KL2
28P/9706457	SP.4Y/A1	Attachments for 10-20 FS 7763, Link :— Pin, shackle ... ..	1	—	C	
28P/9527619	SP.90/C7	Pin, split (SP.9/C8) ... ..	1	—	C	
28W/9419465	SP.10/B	Washer ... ..	1	—	C	
20273	10-20 FS 15781	<b>PAWL</b> , connecting ... ..	1	DTD.666	C	KL2
	—	<b>PIPE</b> , Navigator's hatch seal, group ... .. (Drg. No. 10-20 FS 10189)	1	—	—	
9765	10-20 S 7989A	<b>CONNECTOR</b> , seal, assembly ... ..	1	—	C	KL1
7576	10-20 S 7985ND	<b>CONNECTOR</b> , pump ... ..	1	—	C	KL1
	10-20 S 7987ND	<b>HOSE</b> , 3/8" i/d, braided rubber ... ..	1	DTD.373	—	KL1
	10-20 FS 11155ND	<b>PIPE</b> , between stop valve and connection hose ... ..	1	L.56	PC	KL1
28D/1010658	A25/1B	Attachments for 10-20 FS 11155ND, Pipe :— Bolt, 4 BA ... ..	1	—	C	
	10-20 FS 13275	Bracket, angle, 20 SWG ... ..	1	L.72	LM	KL1
28E/9436947	AS.3180/4B	Clip, "P" ... ..	1	—	C	
28M/10287	AGS.2001/B/1	Nut, 4 BA ... ..	1	—	C	
28W/9419465	SP.10/B	Washer ... ..	1	—	C	
10292	10-20 FS 14247A	<b>ROD</b> , connection, forward, assembly ... ..	1	—	P	KL2
	—	<b>EYE-END</b> , swivel, group ... ..	1	—	—	
26FC/8933	12-20 FC 385ND	<b>CIRCLIP</b> , 3/8" o/d x 18 SWG ... ..	1	—	C	KL2
26DV/3486	12-20 FC 323	<b>EYE-END</b> , swivel ... ..	1	—	C	KL2
28M/13511	HOFFMANN CJ.1	<b>JOINT</b> , self aligning ... ..	1	—	C	KL2
28M/1007403	A27/ET	<b>NUT</b> , 1/2" BSF ... ..	1	—	C	
	12-20 FC 325	<b>SLEEVE</b> ... ..	1	S.1	—	KL2
	—	Attachments for 12-20 FC 325, Sleeve :— Pin, ground steel, 1/2" dia. ... ..	3	—	C	KL2
2044	DHS.94/4/65					

FUSELAGE  
NAVIGATOR'S HATCH

Ref. No.	Part No.	Description	No. off	Material Specification	Class of Store or L.M.	Plate No.
16942	10-20 FS 6655	LUG, operating handle lever stop... ..	1	—	C	KL2
28D/1007976	AS.1242/4C	Attachments for 10-20 FS 6655, Lug :— Bolt, 2 BA ... ..	1	—	C	
	—	SLEEVE, swivel end, group... ..	1	—	—	
28P/867	10-20 FS 6123	ADAPTER ... ..	1	S.96	—	KL2
28P/9527619	SP.4Y/D9	PIN, shackle ... ..	1	—	C	
11905	SP.90/C7	PIN, split (SP.9/C8) ... ..	1	—	C	
28W/9418920	10-20 FS 14459	SLEEVE, swivel ... ..	1	—	C	KL2
	SP.10/E	WASHER ... ..	1	—	C	
		Attachments for 10-20 FS 14247A, Rod :—				
26FC/8822	15 FC 2327	Collar ... ..	2	—	C	KL2
26FC/8821	15 FC 2317	Pin ... ..	1	—	C	KL2
26FC/8818	15 FC 2319	Pin ... ..	1	—	C	KL2
28P/9527619	SP.90/C7	Pin, split. (SP.9/C8) ... ..	2	—	C	
28W/9418920	SP.10/E	Washer ... ..	2	—	C	
7544	10-20 FS 5013A	ROD, connection, intermediate, assembly ... ..	1	—	P	KL2
		Spares for :—				
28M/1011470	A27/GT	NUT, $\frac{1}{8}$ " BSF ... ..	2	—	C	
28R/13509	HOFFMANN CM.2B	ROD, end, ball bearing ... ..	2	—	C	KL2
		Attachments for 10-20 FS 5013A, Rod :—				
28D/11338	AS.2504/7C	Bolt, 2 BA ... ..	1	—	C	
7545	10-20 FS 6751	Bolt, 2 BA ... ..	1	—	C	
28M/5808573	A27/CS	Nut, 2 BA ... ..	2	—	C	
28P/9527619	SP.90/C7	Pin, split. (SP.9/C8) ... ..	2	—	C	
28W/9419455	SP.10/G	Washer ... ..	1	—	C	
28W/9419402	SP.13/C	Washer ... ..	1	—	C	
7548	10-20 FS 4983A	ROD, connection, rear, assembly ... ..	1	—	P	KL2
		Spares for :—				
28M/1011470	A27/GT	NUT, $\frac{1}{8}$ " BSF ... ..	2	—	C	
28R/13509	HOFFMANN CM.2B	ROD, end, ball bearing ... ..	2	—	C	KL2
		Attachments for 10-20 FS 4983A, Rod :—				
28D/11338	AS.2504/7C	Bolt, 2 BA ... ..	1	—	C	
28D/11847	AS.2504/8C	Bolt, 2 BA ... ..	1	—	C	
28M/5808573	A27/CS	Nut, 2 BA ... ..	2	—	C	
28P/9527619	SP.90/C7	Pin, split. (SP.9/C8) ... ..	2	—	C	
28W/9419402	SP.13/C	Washer ... ..	2	—	C	
7547	10-20 FS 4997A	ROD, connection, transverse, assembly ... ..	1	—	P	KL2
		Spares for :—				
28M/1011470	A27/GT	NUT, $\frac{1}{8}$ " BSF ... ..	2	—	C	
28R/13509	HOFFMANN CM.2B	ROD, end, ball bearing ... ..	2	—	C	KL2
		Attachments for 10-20 FS 4997A, Rod :—				
28D/11338	AS.2504/7C	Bolt, 2 BA ... ..	2	—	C	
28M/5808573	A27/CS	Nut, 2 BA ... ..	2	—	C	
28P/9527619	SP.90/C7	Pin, split. (SP.9/C8) ... ..	2	—	C	
28W/9419402	SP.13/C	Washer ... ..	2	—	C	

**FUSELAGE  
NAVIGATOR'S HATCH**

Ref. No.	Part No.	Description	No. off	Material Specification	Class of Store or L.M	Plate No.
20160	10-20 FS 21387	<b>SHAFT</b> , handle operating (Mod. 1485) ...	1	—	C	KL2
7551	10-20 FS 3857	<b>SPINDLE</b> , locking arm ...	1	—	C	KL2
		Attachments for 10-20 FS 3857, Spindle :—				
28M/13935	A58/ES	Nut, 3/4" BSF ...	1	—	C	
28P/9527619	SP.90/C7	Pin, split (SP.9/C8) ...	1	—	C	
7550	10-20 FS 5335	Spacer ...	1	—	C	KL2
28W/9418921	SP.13/E	Washer ...	1	—	C	
28W/9419459	SP.10/P	Washer ...	1	—	C	
18830	10-20 FS 18423	<b>SPINDLE</b> , pawl and latch release lever (Mod. 1306)	1	—	C	KL2
		Attachments for 10-20 FS 18423, Spindle :—				
28M/1011467	A27/ES	Nut, 3/4" BSF ...	1	—	C	
28P/9527619	SP.90/C7	Pin, split (SP.9/C8) ...	1	—	C	
7550	10-20 FS 5335	Spacer ...	1	—	C	KL2
28W/9418921	SP.13/E	Washer ...	1	—	C	
28W/9419459	SP.10/P	Washer ...	1	—	C	
		<b>SPRING</b> , intermediate lever, group ...	1	—	—	
26FC/10436	15 FC 3397	<b>EYE-END</b> ...	1	—	C	KL2
26FC/10437	15 FC 3399A	<b>FORK-END</b> , assembly ...	1	—	C	KL2
28P/819	SP.4Y/A9	<b>PIN</b> , shackle ...	1	—	C	
28P/9527619	SP.90/C7	<b>PIN</b> , split (SP.9/C8) ...	1	—	C	
26FC/10435	15 FC 3395	<b>SPRING</b> ...	1	—	C	KL2
28W/9419465	SP.13/B	<b>WASHER</b> ...	1	—	C	
		<b>SPRING</b> , locking arm, group ...	1	—	—	
26FC/10436	15 FC 3397	<b>EYE-END</b> ...	1	—	C	KL2
26FC/10437	15 FC 3399A	<b>FORK-END</b> , assembly ...	1	—	C	KL2
28P/819	SP.4Y/A9	<b>PIN</b> , shackle ...	1	—	C	
28P/9527619	SP.90/C7	<b>PIN</b> , split (SP.9/C8) ...	1	—	C	
26FC/10435	15 FC 3395	<b>SPRING</b> ...	1	—	C	KL2
28W/9419401	SP.10/B	<b>WASHER</b> ...	1	—	C	
7562	10-20 FS 7761	<b>SPRING</b> , stop valve link ...	1	—	C	KL2
		Attachments for 10-20 FS 7761, Spring :—				
28M/10286	AGS.2001/A/1	Nut, 6 BA ...	1	—	C	
28P/1009706	SP.4Y/A2	Pin, shackle ...	1	—	C	
28S/1200059	A33/A14	Screw, 6 BA ...	1	—	C	
28W/9419464	SP.13/A	Washer ...	1	—	C	
17443	10-20 FS 3836	<b>STOP</b> , back ...	1	DTD.666	C	KL2
		Attachments for 10-20 FS 3863, Stop :—				
28D/1200119	A25/4C	Bolt, 2 BA ...	4	—	C	
28M/9403520	A27/CP	Nut, 2 BA ...	4	—	C	
7555	10-20 FS 5333ND	Shim ...	1	—	C	KL2
28W/9419454	SP.10/C	Washer ...	4	—	C	
16940	10-20 FS 5339	<b>STUD</b> , operating handle locking lever catch, on micro switch bracket	1	—	C	KL2
		Attachments for 10-20 FS 5339, Stud :—				
16941	10-20 FS 5341	Pin, catch ...	1	—	C	KL2
26FC/574	DHS.69/E	Shim ...	QR	—	C	KL2

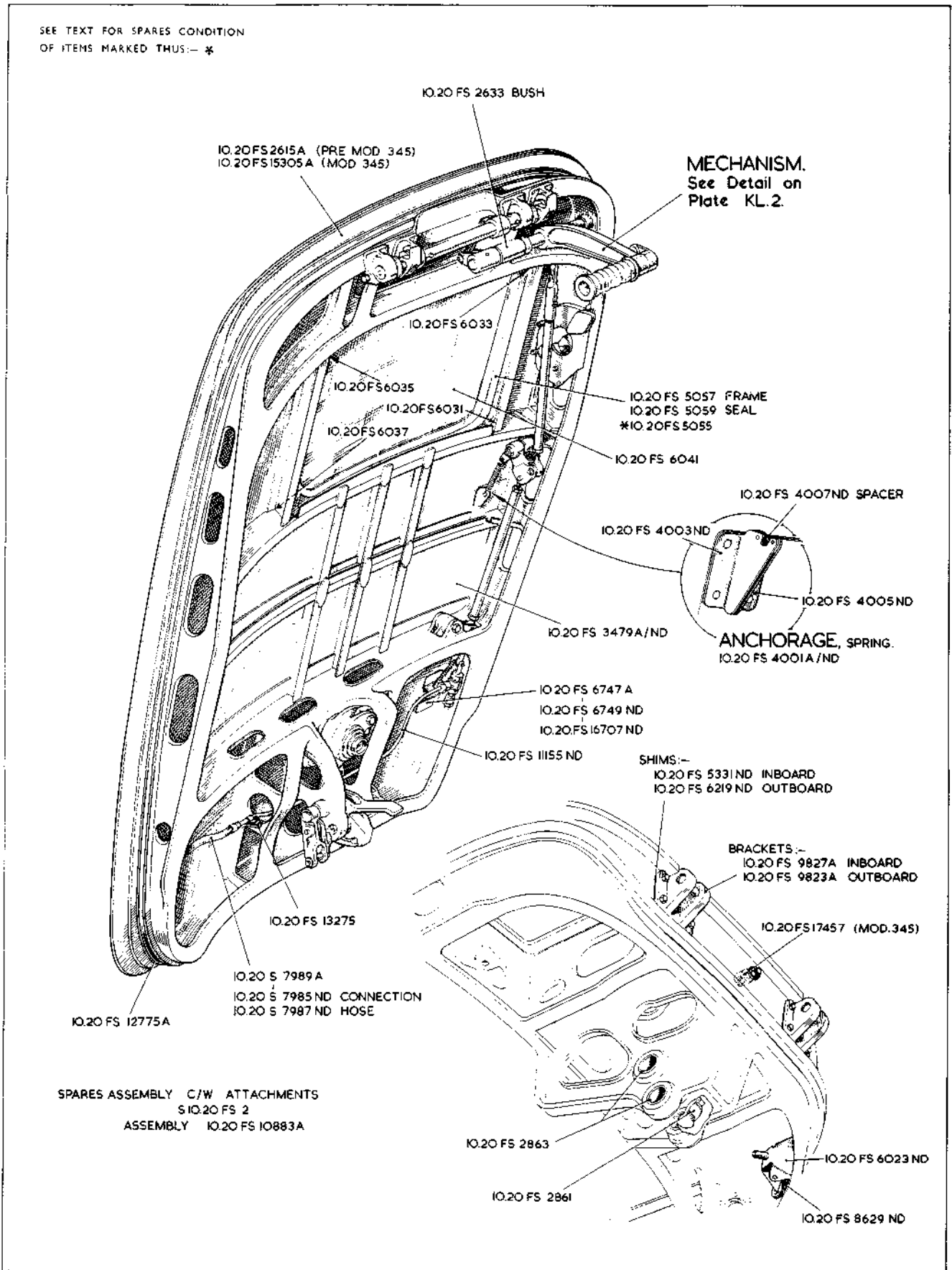
**FUSELAGE**  
**NAVIGATOR'S HATCH**

Ref. No.	Part No.	Description	No. off	Material Specification	Class of Store or L.M.	Plate No.
	—	<b>SWITCH</b> , micro, coded "AK," group ... (See sub-section EBE)	—	—	—	
27VB/5177	HYMATIC ENG. D.12163	<b>VALVE</b> , stop, Type SV.19/2 ... (For spares see A.P.4515E, Vol. 3, Part 1)	1	—	P	KL2
28D/9435711	A25/10B	Attachments for D.12163, Valve :—				
	10-20 FS 16707ND	Bolt, 4 BA ...	2	—	C	
28W/9419465	SP.13/B	Plate, packing, 0".90 x 0".30 x 12 SWG ...	1	L.73	LM	KL1
		Washer ...	2	—	C	
28W/9419460	SP.10/Q	<b>WASHER</b> , at outboard end of handle operating shaft (Fit as required)	6	—	C	
10846	10-20 FS 12775A	<b>SEAL</b> , pressure, assembly (Drg. No. 10-20 FS 4213) (Pre Mod. 345) and 10-20 FS 17463 (Mod. 345)	1	—	C	KL1
	—	<b>STRUCTURE</b> , Navigator's hatch, group ... (Drg. Nos. 10-20 FS 3455A and 10-20 FS 3493 (Pre Mod. 345), 10-20 FS 17459 and 10-20 FS 17461 (Mod. 345) Spares for :—	1	—	—	
	10-20 FS 4001A/ND	<b>ANCHORAGE</b> , intermediate lever spring, assembly	1	—	—	KL1
	10-20 FS 4003ND	<b>ANGLE</b> ...	1	L.72	LM	KL1
	10-20 FS 4005ND	<b>ANGLE</b> ...	1	L.72	LM	KL1
	10-20 FS 4007ND	<b>SPACER</b> ...	1	L.72	LM	KL1
	10-20 FS 6023ND	<b>BRACKET</b> , seal valve ...	1	L.72	LM	KL1
	10-20 FS 6747A	<b>BRACKET</b> , stop valve, assembly ...	1	—	—	KL1
	10-20 FS 6749ND	<b>BRACKET</b> , bare, 20 SWG ...	1	L.72	LM	KL1
28M/9434252	AGS.2018/B/1	<b>NUT</b> , anchor, 4 BA ...	2	—	C	
17361	10-20 FS 17481ND	<b>CHANNEL</b> ...	1	—	C	KL1
17362	10-20 FS 17479ND	<b>CHANNEL</b> ...	1	—	C	KL1
29H/4173	CARR.550	<b>FASTENER</b> , stud ...	18	—	C	
		Attachments for CARR.550, Stud :—				
28W/9419486	SP.16/B	Washer ...	1	—	C	
	10-20 FS 2615A	<b>FRAME</b> , Navigator's hatch, assembly ... (Pre Mod. 345)	1	—	—	KL1
	10-20 FS 15305A	<b>FRAME</b> , Navigator's hatch, assembly (Mod. 345) Spares for :—	1	—	—	KL1
	10-20 FS 2861	<b>BUSH</b> , locking arm spindle, in aft portion of frame	1	DTD.197	—	KL1
	10-20 FS 2863	<b>BUSH</b> , locking arm spindle, and pawl and latch spindle, in aft portion of frame	3	DTD.197	—	KL1
	10-20 FS 2633	<b>BUSH</b> , operating handle shaft, in forward portion of frame	2	DTD.197	—	KL1
16350	10-20 FS 17457	<b>LUG</b> , special (Mod. 345) ... Attachments for 10-20 FS 17457, Lug :—	1	—	C	KL1
28M/9403520	A27/CP	Nut, 2 BA ...	1	—	C	
28W/9419402	SP.13/C	Washer ...	1	—	C	

**FUSELAGE  
NAVIGATOR'S HATCH**

Ref. No.	Part No.	Description	No. off	Material Specification	Class of Store or L.M	Plate No.
7577	10-20 FS 5057	<b>FRAME</b> , window retaining ... ..	1	—	C	KL1
		Attachments for 10-20 FS 5057, Frame :—				
28D/9140202	AS.1246/1C	Bolt, 2 BA ... ..	18	—	C	
28D/9137409	AS.1246/2C	Bolt, 2 BA ... ..	10	—	C	
28M/10288	AGS.2001/C/1	Nut, 2 BA ... ..	24	—	C	
28M/10328	AGS.2002/C/1	Nut, 2 BA ... ..	4	—	C	
28W/9419475	SP.15/C	Washer ... ..	28	—	C	
	10-20 FS 5055	<b>PANEL</b> , window (For spares use 10-20 FS 17495ND)	1	—	—	KL1
15655	10-20 FS 17495ND	<b>PANEL</b> , window (Spares condition) ... ..	1	—	C	
7579	10-20 FS 6041	<b>PANEL</b> , window ('Perspex') ... ..	1	—	P	KL1
	10-20 FS 8629ND	<b>PLATE</b> , base, seal valve bracket ... ..	1	L.72	LM	KL1
7578	10-20 FS 5059	<b>SEAL</b> , window ... ..	1	—	C	KL1
15049	10-20 FS 6031	<b>STIFFENER</b> , window frame, corner, aft, L.H., 20 SWG	1	—	C	KL1
15052	10-20 FS 6037	<b>STIFFENER</b> , window frame, corner, aft, R.H., 20 SWG	1	—	C	KL1
15050	10-20 FS 6033	<b>STIFFENER</b> , window frame, corner, forward, L.H., 20 SWG	1	—	C	KL1
15051	10-20 FS 6035	<b>STIFFENER</b> , window frame, corner, forward, R.H., 20 SWG	1	—	C	KL1
	—	<b>PANELS</b> , lagging (See sub-section KA) ... ..	—	—	—	

SEE TEXT FOR SPARES CONDITION  
OF ITEMS MARKED THUS: \*



KL.1

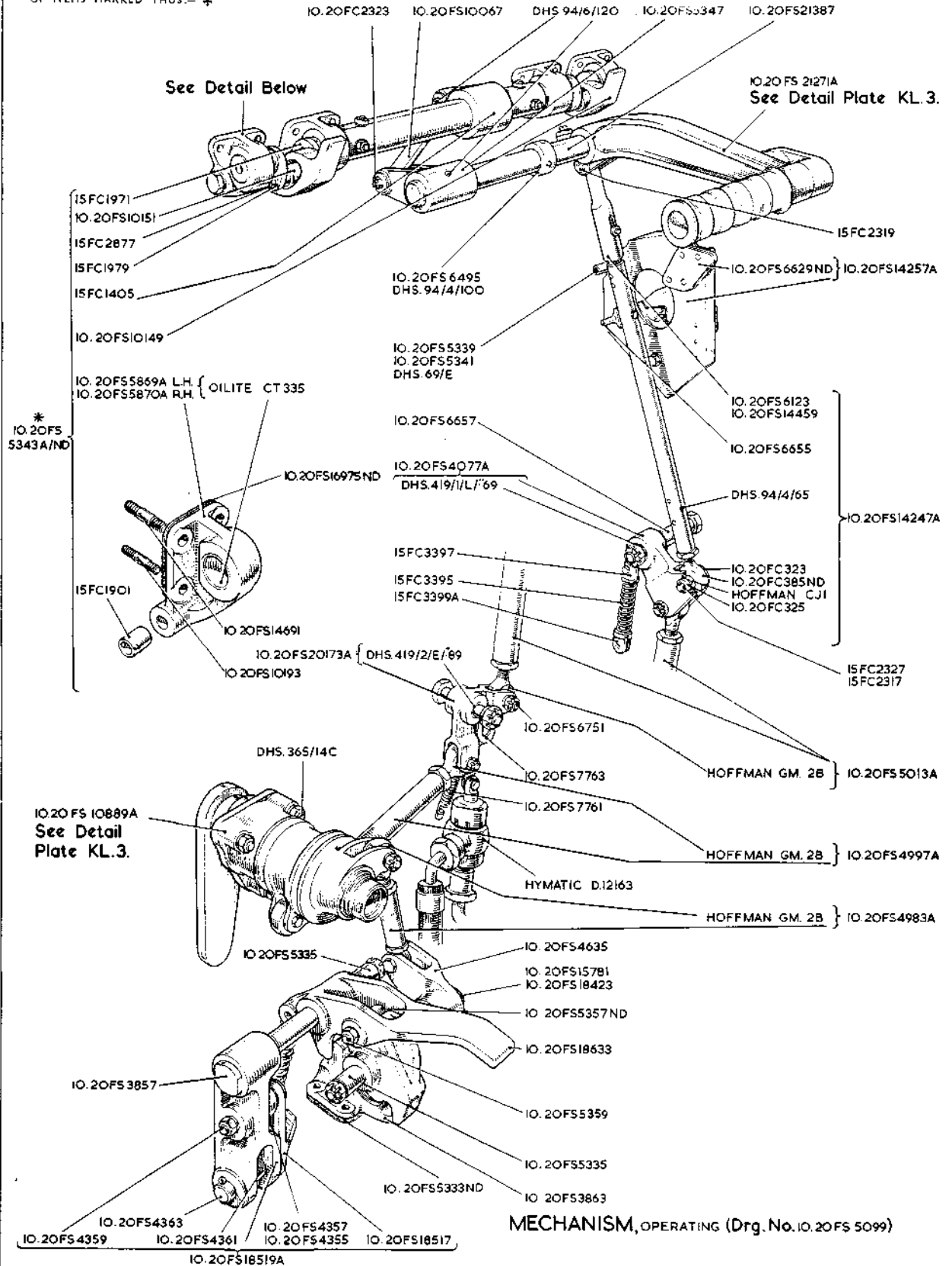
# FUSELAGE

KL.1

## NAVIGATORS HATCH

[A.L. 3]

SEE TEXT FOR SPARES CONDITION OF ITEMS MARKED THUS: \*

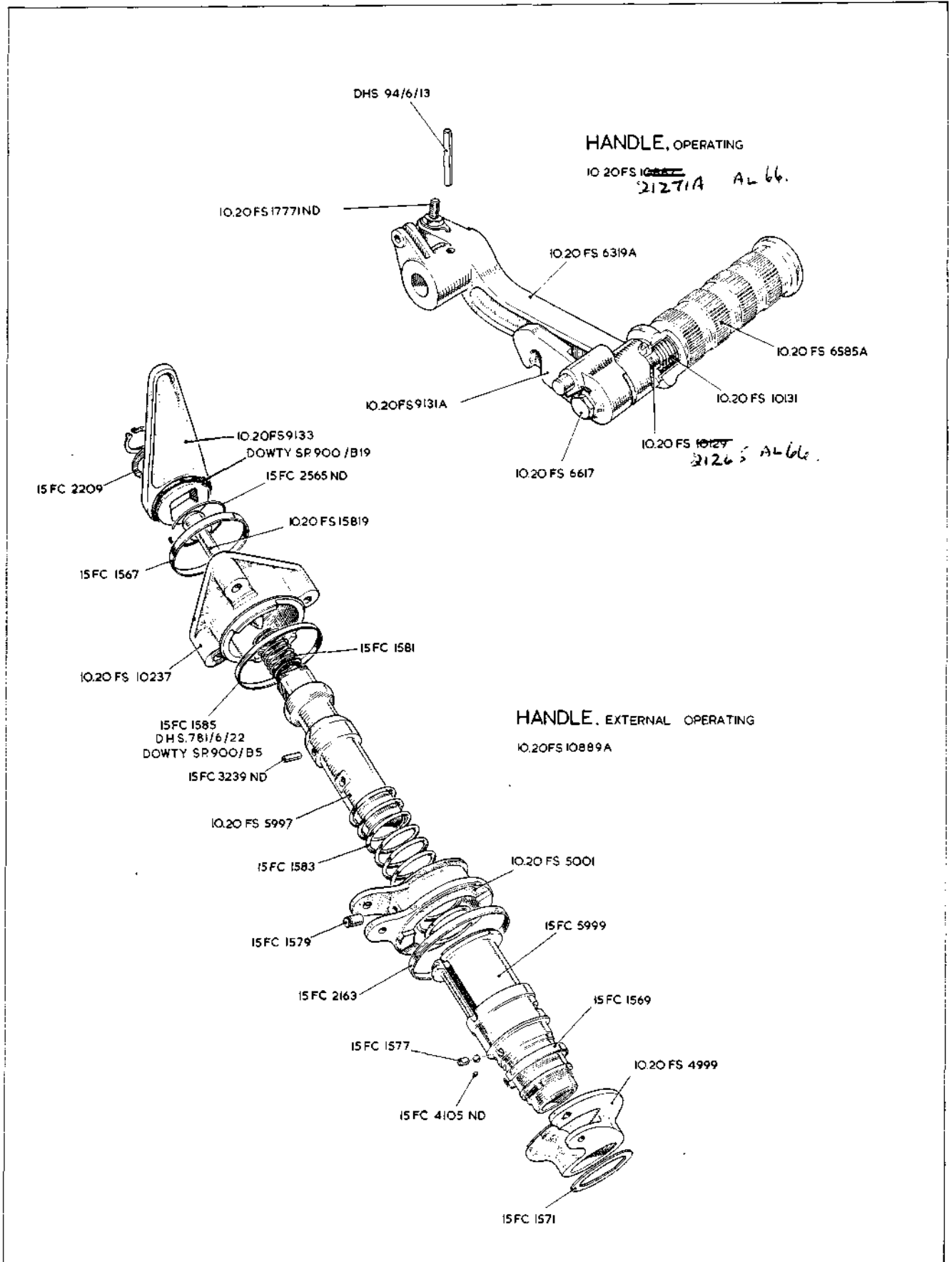


KL.2

# FUSELAGE NAVIGATORS HATCH

KL.2

[A.L.72]



KL.3

FUSELAGE  
NAVIGATORS HATCH

KL.3

[AL.62]

This file was downloaded  
from the RTFM Library.

Link: [www.scottbouch.com/rtfm](http://www.scottbouch.com/rtfm)

Please see site for usage terms,  
and more aircraft documents.

