

FUSELAGE
FUSELAGE STRUCTURE

Ref. No.	Part No.	Description	No. off	Material Specification	Class of Store or LM	Plate No.
		FUSELAGE STRUCTURE, GROUP (Drg. No. 10-20 FS 10367A) Spares for:—	1	—	—	KQ1
	10-20 FS 7433A	BRACKET , door landing member, below bottom longeron, station 151"-8, Port, assembly (Drg. No. 10-20 FS 12055)	1	—	—	KQ2
	10-20 FS 7434A	BRACKET , door landing member, below bottom longeron, station 151"-8, Starboard, assembly (Drg. No. 10-20 FS 12055)	1	—	—	KQ2
8684	10-20 FS 7435ND	BRACKET , bare, Port, 20 SWG	1	—	C	KQ2
8685	10-20 FS 7436ND	BRACKET , bare, Starboard, 20 SWG	1	—	C	KQ2
	10-20 FS 7439ND	RETAINER , seal, 20 SWG	1	L.72	LM	KQ2
	10-20 FS 7437ND	SEAL , Port (Make from rubber standard section X73, Ref. No. 26FY/16402)	1	—	LM	KQ2
	10-20 FS 7438ND	SEAL , Starboard (Make from rubber standard section X73, Ref. No. 26FY/16402)	1	—	LM	KQ2
	10-20 FS 14985A	BRACKET , mounting, junction box, between rear bulkhead and frame 167", assembly (Mod. 96) (Drg. No. 10-20 FS 15161)	1	—	—	KQ2
		BRACKET , mounting, rain shedding fairing and pipes, on rear bulkhead, top, Port, group (Drg. Nos. 10-20 FS 4475 and 10-20 FS 17853)	1	—	—	KQ2
16853	10-20 FS 20067	BRACKET , mounting Attachments for 10-20 FS 20067, Bracket:—	1	—	C	KQ2
28D/1214091	AS.1242/2C	Bolt, 2 BA	2	—	C	
28D/1013172	AS.1242/5C	Bolt, 2 BA	2	—	C	
28M/10288	AGS.2001/C/1	Nut, 2 BA	4	—	C	
28W/9419402	SP.13/C	Washer	4	—	C	
	10-20 FS 17779ND	PACKING , 1"90 × 2"0 × thickness to suit (Max. 0"10)	1	L.59	LM	KQ2
		BRACKET , mounting, terminal block, Port side of fuselage, aft of station 96", group (Drg. No. 10-20 N 13463)	1	—	—	KQ4
28D/1007979	AS.1246/1B	BOLT , 4 BA, bracket attachment	4	—	C	
	10-20 N 5393A	BRACKET , assembly	1	—	—	KQ4
	10-20 N 5391ND	BRACKET , bare, 20 SWG	1	L.72	LM	KQ4
28M/9434252	AGS.2018/B/1	NUT , 4 BA, anchor	4	—	C	
15695	10-20 N 10901A	EXTENSION , bracket, assembly (Mod. 249)	1	—	C	KQ4
28W/9419401	SP.10/B	WASHER , bracket attachment	4	—	C	
		BRACKET , Navigator's panel attachment to longeron, top structure, group (Drg. No. 10-20 FS 7833) (Pre Mod. 96)	1	—	—	KQ4
	10-20 FS 7827A/ND	BRACKET , assembly	1	—	—	KQ4
28D/9133013	A25/5C	BOLT , 2 BA	1	—	C	
28D/7002428	A25/6C	BOLT , 2 BA	2	—	C	
	10-20 FS 7829ND	BRACKET , bare, 16 SWG	1	L.72	—	KQ4
		ELECTRICAL COMPONENTS (See sub-section BA)	—	—	—	
28M/10288	AGS.2001/C/1	NUT , 2 BA	3	—	C	
28M/11957	AGS.2007/C/1	NUT , 2 BA, anchor	1	—	C	
28M/9435067	AGS.2008/C/1	NUT , 2 BA, anchor	1	—	C	
	10-20 FS 15319ND	PLATE , packing (Make from Part No. DHS.877/C16)	2	L.72	LM	KQ4
28W/9403514	SP.26/C	WASHER	6	—	C	
	10-20 FS 13099ND	TUBE , distance, 1/4" o/d × 1/8" i/d × 0"31 long	3	L.34	LM	KQ4
		BRACKET , Navigator's panel attachment to longeron, top structure, group (Drg. No. 10-20 FS 20479) (Mods. 96 and 1085)	1	—	—	KQ4
	10-20 FS 20483A/ND	BRACKET , assembly	1	—	—	KQ4
28D/9133013	A25/5C	BOLT , 2 BA	3	—	C	
	10-20 FS 20481ND	BRACKET , bare, 16 SWG	1	L.72	LM	KQ4

**FUSELAGE
FUSELAGE STRUCTURE**

Ref. No.	Part No.	Description	No. off	Material Specification	Class of Store or L.M	Plate No.
	—	ELECTRICAL COMPONENTS	—	—	—	
		(See sub-section BA)				
28M/10288	AGS.2001/C/1	NUT , 2 BA	3	—	C	
28M/9435067	AGS.2008/C/1	NUT , 2 BA, anchor	1	—	C	
28M/12421	AGS.2018/C/1	NUT , 2 BA, anchor	1	—	C	
	DHS.877/C16	PLATE , packing	1	L.72	—	KQ4
	DHS.878/C16	PLATE , packing	1	L.72	—	KQ4
28W/9403514	SP.26/C	WASHER	6	—	C	
17019	10-20 FS 20473A	PLATE , datum, assembly (Fitted on final assembly)	1	—	C	KQ4
	10-20 FS 20477ND	LEAF , hinge	1	L.65	—	KQ4
	DHS.94/3/80	PIN , hinge, ground steel, $\frac{3}{8}$ " dia.	1	S.96	—	KQ4
	10-20 FS 20475ND	PLATE , datum	1	L.65	—	KQ4
	10-20 FS 15789ND	SPRING , leaf, 24 SWG	1	S.513	—	KQ4
		Attachments for 10-20 FS 20473A, Plate :—				
28D/1007285	AS.1242/1B	Bolt, 4 BA	2	—	C	
28M/10287	AGS.2001/B/1	Nut, 4 BA	2	—	C	
28W/9419465	SP.13/B	Washer	2	—	C	
	10-20 FS 13099ND	TUBE , distance, $\frac{1}{4}$ " o/d x $\frac{1}{16}$ " i/d x 0'-31 long	3	L.34	—	KQ4
	—	BRACKET , Navigator's seat, on cockpit floor, group (Drg. No. 10-20 FS 12739)	1	—	—	
20266	10-20 FS 18515	BRACKET , Navigator's seat attachment, assembly (Mod. 1465)	1	—	P	KQ2
		Spares for :—				
8652	DHS.418/2/G/55	BUSH	2	—	C	KQ2
		Attachments for 10-20 FS 18515, Bracket :—				
28D/9133011	A25/2C	Bolt, 2 BA	1	—	C	
28D/9133012	A25/3C	Bolt, 2 BA	2	—	C	
28D/1200119	A25/4C	Bolt, 2 BA	2	—	C	
28D/1011240	A25/5E	Bolt, $\frac{1}{2}$ " BSF	2	—	C	
28D/1214091	AS.1242/2C	Bolt, 2 BA	2	—	C	
28M/1007403	A27/ET	Nut, $\frac{1}{2}$ " BSF	2	—	C	
28M/9403520	A27/CP	Nut, 2 BA	7	—	C	
8653	10-20 FS 8601ND	Shim	2	—	C	KQ2
28W/9419475	SP.15/C	Washer	7	—	C	
28W/9419405	SP.15/E	Washer	4	—	C	
	10-20 FS 8599	Washer, corner, 0'-52 o/d x $\frac{1}{16}$ " i/d x 0'-25 thick	2	L.64	LM	KQ2
8654	10-20 FS 6525	GUIDE , Navigator's seat	1	—	P	KQ2
		Attachments for 10-20 FS 6525, Guide :—				
28D/9709461	AS.1242/3C	Bolt, 2 BA	2	—	C	
28D/1214033	AS.1242/11C	Bolt, 2 BA	2	—	C	
28D/1202334	AS.1242/3E	Bolt, $\frac{3}{8}$ " BSF	4	—	C	
28M/1007403	A27/ET	Nut, $\frac{1}{2}$ " BSF	4	—	C	
28M/9403520	A27/CP	Nut, 2 BA	4	—	C	
28W/9419475	SP.15/C	Washer	4	—	C	
28W/9419405	SP.15/E	Washer	4	—	C	
13951	10-20 FS 16311A	MOUNTING , Navigator's seat and pulley bracket, assembly	1	—	P	KQ2
		Spares for :—				
8656	DHS.418/2/J/40	BUSH	2	—	C	KQ2
	10-20 CE 4005	LABEL , identification, white on black, 20 SWG	1	L.72	LM	KQ2
		Attachments for 10-20 FS 16311A, Mounting :—				
28D/1200119	A25/4C	Bolt, 2 BA	4	—	C	
28D/1008151	A25/4E	Bolt, $\frac{1}{2}$ " BSF	2	—	C	
28M/9403520	A27/CP	Nut, 2 BA	4	—	C	
28M/1007403	A27/ET	Nut, $\frac{1}{2}$ " BSF	2	—	C	
8657	10-20 FS 8603ND	Shim	1	—	C	KQ2
12655	10-20 FS 15913ND	Shim	1	—	C	KQ2
12656	10-20 FS 15915ND	Shim	2	—	C	KQ2
28W/9419475	SP.15/C	Washer	4	—	C	

FUSELAGE

FUSELAGE STRUCTURE

Ref. No.	Part No.	Description	No. off	Material Specification	Class of Store or L.M.	Plate No.
	—	BRACKET , support, display unit controller, at top panel and aft face of front bulkhead, group (Drg. No. 10-20 FS 10169)	1	—	—	KQ3
	10-20 F 4399A	CHAIN , "Pip" pin attachment, assembly	1	—	LM	KQ3
	10-20 F 1435ND	CHAIN , 6"-0 long	2	—	LM	KQ3
28E/15825	—	RING , split, 1/2" dia.	3	—	C	
26DL/7354	DHS.180 Mk. 1/X	TAG	1	S.510	C	KQ3
28M/11957	AGS.2007/C/1	NUT , 2 BA, anchor, rail attachment	4	—	C	
	10-20 FS 10175ND	PACKING	1	L.16	LM	KQ3
	AVIATION DEVELOPMENTS Z.409/06	PIN , "Pip" quick release	1	—	—	KQ3
	10-20 FS 15855	PLATE , 18 SWG (Mod. 292, Pre Mod. 765)	2	L.72	LM	KQ3
	10-20 FS 12173A/ND	PLATE , packing, assembly	1	—	—	KQ3
	10-20 FS 12129ND	PLATE , bare, 10 SWG	1	L.16	LM	KQ3
28M/12421	AGS.2018/C/1	NUT , 2 BA, anchor	2	—	C	
8453	10-20 FS 1427A	RAIL , assembly	1	—	P	KQ3
	28D/8307	Attachments for 10-20 F 1427A, Rail :— Bolt, 2 BA	6	—	C	
	—	BRACKET , top joint at frame 96", group (Drg. No. 10-20 FS 2637)	1	—	—	
12311	10-20 FS 2271A/2	BRACKET , top attachment to Port longeron, assembly Spares for :—	1	—	P	KQ3
	DHS.183/E/20	BUSH , 0"-20 long	2	S.1	LM	KQ3
	28D/1011259	Attachments for 10-20 FS 2271A, 2, Bracket :— Bolt, 3/8" BSF	2	—	C	
	28D/1008145	Bolt, 1/2" BSF	1	—	C	
	28D/12538	Bolt, 2 BA	2	—	C	
	28M/10291	Nut, 3/16" BSF	2	—	C	
	28M/10290	Nut, 1/2" BSF	1	—	C	
	28M/10288	Nut, 2 BA	2	—	C	
	28VV/9419455	Washer	2	—	C	
	28VV/9418920	Washer	1	—	C	
	28VV/9419454	Washer	2	—	C	
	10-20 FS 13981	SHIM , between frame and stiffener (Fit if required)	1	LA.3	—	KQ3
	10-20 FS 12563A	STIFFENER , assembly (Pre Mods. 702 and 1030) (For spares use 10-20 FS 15091A/ND)	1	LA.3	—	KQ3
11381	10-20 FS 15091A/ND	STIFFENER , assembly (Spares condition)	1	LA.3	C	
	10-20 FS 20817A	STIFFENER , assembly (Pre Mod. 702) (Mod. 1030) (For spares use 10-20 FS 20865A/ND)	1	LA.3	—	KQ3
17472	10-20 FS 20865A/ND	STIFFENER , assembly (Spares condition)	1	LA.3	C	
	10-20 FS 17851A	STIFFENER , assembly (Mod. 702) (Pre Mod. 1030) (For spares use 10-20 FS 20661A/ND)	1	LA.3	—	KQ3
16907	10-20 FS 20661A/ND	STIFFENER , assembly (Spares condition)	1	LA.3	C	
	10-20 FS 20785A	STIFFENER , assembly (Mods. 702 and 1030) (Pre Mod. 1101) (For spares use 10-20 FS 20863A/ND)	1	LA.3	—	KQ3
17473	10-20 FS 20863A/ND	STIFFENER , assembly (Spares condition)	1	LA.3	C	
	10-20 FS 18447A	STIFFENER , assembly (Mod. 1101) (For spares use 10-20 FS 21043A/ND)	1	—	—	KQ3
18986	10-20 FS 21043A/ND	STIFFENER , assembly (Spares condition)	1	—	C	

FUSELAGE
FUSELAGE STRUCTURE

Ref. No.	Part No.	Description	No. off	Material Specification	Class of Store or LM	Place No.
	—	BRACKETS , fuselage access door hinge and stay, group (Drg. No. 10-20 FS 11757)	1	—	—	
	10-20 FS 6765A	BRACKET , hinge, stn. 138"-0, Port and Starboard, assembly (For spares use 10-20 FS 16471A/ND)	2	—	—	KQ23
14583	10-20 FS 16471A/ND	BRACKET , hinge, stn. 138"-0, Port and Starboard, assembly (Spares condition) Spares for: —	2	—	C	
8691	10-20 FS 5531	BUSH (See Repair Section PA)	2	DTD.197	C	KQ23
		Attachments for 10-20 FS 6765A, Bracket: —				
28D/1200119	A25/4C	Bolt, 2 BA, Port	2	—	C	
		Starboard	1	—	C	
28M/9403520	A27/CP	Nut, 2 BA, Port	2	—	C	
		Starboard	1	—	C	
	10-20 FS 15537ND	Shim, Attewell	QR	LA.3	—	KQ23
28VV/9419475	SP.15/C	Washer, Port	2	—	C	
		Starboard	1	—	C	
8688	10-20 FS 5587	BRACKET , hinge, stn. 148", Port	1	DTD.748	C	KQ5
		Attachments for 10-20 FS 5587, Bracket: —				
28D/1200119	A25/4C	Bolt, 2 BA	2	—	C	
28M/9403520	A27/CP	Nut, 2 BA	2	—	C	
	10-20 FS 15535ND	Shim, Attewell	QR	LA.3	—	KQ5
28VV/9419475	SP.15/C	Washer	2	—	C	
8689	10-20 FS 5588	BRACKET , hinge, stn. 148", Starboard	1	DTD.748	C	KQ5
		Attachments for 10-20 FS 5588, Bracket: —				
28D/1010030	A25/7C	Bolt, 2 BA	2	—	C	
28M/9403520	A27/CP	Nut, 2 BA	2	—	C	
	10-20 FS 15535ND	Shim, Attewell	QR	LA.3	—	KQ5
28VV/9419475	SP.15/C	Washer	2	—	C	
8693	10-20 FS 12481	BRACKET , stay, stn. 148", Port	1	DTD.748	C	KQ7
8694	10-20 FS 12482	BRACKET , stay, stn. 148", Starboard	1	DTD.748	C	KQ7
		Attachments for 10-20 FS 12481 or 10-20 FS 12482, Bracket: —				
28D/12533	A25/5C	Bolt, 2 BA	1	—	C	
28D/11890	AS.1246/5C	Bolt, 2 BA	1	—	C	
28M/9403520	A27/CP	Nut, 2 BA	2	—	C	
28VV/9419475	SP.15/C	Washer	2	—	C	
	10-20 FS 7565	Washer, tapered	1	L.64	LM	KQ7
	10-20 FS 12487	STIFFENER , hinge, bracket, stn. 138"-0, Port, (For spares use 10-20 FS 17003ND)	1	—	—	KQ23
14713	10-20 FS 17003ND	STIFFENER , hinge, bracket, stn. 138"-0, Port, (Spares condition)	1	L.73	C	
12482	10-20 FS 12489	STIFFENER , hinge, bracket, stn. 138"-0, Starboard	1	L.73	C	KQ23
	—	BULKHEAD , front (See Fuselage, bottom, forward, assembly in this sub-section)	—	—	—	
	—	BULKHEAD , rear pressure, including bottom longerons, rear floor and transverse beam, group (Drg. No. 10-20 FS 10627A)	1	—	—	KQ5

FUSELAGE

FUSELAGE STRUCTURE

Ref. No.	Part No.	Description	No. off	Material Specification	Class of Score or L.M	Place No.
	—	BEAM , transverse, group (Drg. No. 10-20 FS 10969)	1	—	—	KQ5
	10-20 FS 10249A	BEAM , transverse, assembly	1	—	—	KQ5
	10-20 F 2377A	Spares for :—				
		BEAM , mounting, outboard, U.H.F., transmitter-receiver, assembly (For spares use 10-20 F 3007A/ND)	1	—	—	KQ5
12586	10-20 F 3007A/ND	BEAM , mounting, outboard, U.H.F., transmitter-receiver, assembly (Spares condition)	1	—	P	
		Attachments for 10-20 F 2377A, Beam :—				
28D/1010030	A25/7C	Bolt, 2 BA	4	—	C	
28M/10328	AGS.2002/C/1	Nut, 2 BA	4	—	C	
	10-20 FS 14453	Piece, distance, 0".50 x 0".60	4	LFS.21	—	KQ5
28W/9419402	SP.13/C	Washer	4	—	C	
	10-20 F 2387A	BEAM , mounting, inboard, U.H.F., transmitter-receiver, assembly (For spares use 10-20 F 3009A/ND)	1	—	—	KQ5
12587	10-20 F 3009A/ND	BEAM , mounting, inboard, U.H.F., transmitter-receiver, assembly (Spares condition)	1	—	P	
		Attachments for 10-20 F 2387A, Beam :—				
28D/8313	AS.1242/9C	Bolt, 2 BA	2	—	C	
28M/10328	AGS.2002/C/1	Nut, 2 BA	2	—	C	KQ5
	10-20 F 2389	Piece, distance, 0".50 x 0".85	2	LFS.21	—	
28W/9419402	SP.13/C	Washer	2	—	C	
	10-20 FS 14303	BRACKET , angle, 20 SWG (Mod. 239) ...	1	L.72	LM	KQ5
	10-20 R 3317A	BRACKET , mounting, aerial relay, assembly (Mod. 332)	1	—	—	KQ5
	10-20 R 3319ND	BRACKET , bare, 20 SWG	1	DTD.746	LM	KQ5
28M/13307	AGS.2018/B/1	NUT , 4 BA, anchor	2	—	C	
		Attachments for 10-20 FS 10249A, Beam :—				
28D/9133011	A25/2C	Bolt, 2 BA	6	—	C	
28D/9133012	A25/3C	Bolt, 2 BA	12	—	C	
28D/1011238	A25/3E	Bolt, 1/4" BSF	2	—	C	
28M/9403520	A27/CP	Nut, 2 BA	18	—	C	
28M/12928	A27/EP	Nut, 1/4" BSF	2	—	C	
28W/9419475	SP.15/C	Washer	4	—	C	
	10 FS 1847	Washer, corner	2	L.72	—	KQ5
26DL/7260	DHS.727/C/16	Washer, support, 16 SWG	10	DTD.746	C	KQ5
26DL/7261	DHS.727/E/16	Washer, support, 16 SWG	2	DTD.746	C	KQ5
	10-20 FS 10965	Washer, support (Make from standard section J.2039)	2	DTD.746	LM	KQ5
	10-20 FS 10095A	BULKHEAD , rear, assembly	1	—	—	KQ5
		Spares for :—				
	10-20 FS 12957A	ANGLE , cable guard attachment, lower Port, assembly (Drg. No. 10-20 FS 10101)	1	—	—	KQ5
	10-20 FS 13219ND	ANGLE , bare, 20 SWG	1	L.72	LM	KQ5
28M/11957	AGS.2007/C/1	NUT , 2 BA, anchor	2	—	C	
	10-20 FS 12911A	ANGLE , cable guard attachment, lower Starboard, assembly (Drg. No. 10-20 FS 12881)	1	—	—	KQ5
	10-20 FS 13047ND	ANGLE , bare, 20 SWG	1	L.72	LM	KQ5
28M/11957	AGS.2007/C/1	NUT , 2 BA, anchor	3	—	C	
	10-20 FS 8047	BODY , pressure bung (Make from Hellermann Part No. 4402) (Drg. No. 10-20 FS 10099)	11	—	LM	KQ5

FUSELAGE
FUSELAGE STRUCTURE

Ref. No.	Part No.	Description	No. off	Material Specification	Class of Score or L.M.	Plate No.
8842	10-20 FS 11353	BRACKET , attachment, floor beam (Drg. No. 10-20 FS 10101)	1	DTD.423	C	KQ5
		Attachments for 10-20 FS 11353, Bracket :—				
28D/12533	A25/5C	Bolt, 2 BA	2	—	C	
28M/9403520	A27/CP	Nut, 2 BA	2	—	C	
	10-20 FS 13577ND	Packing	1	L.73	—	KQ5
28W/9419404	SP.16/C	Washer	2	—	C	
	10-20 N 23123A	BRACKET , mounting, terminal block, assembly (Mod. 827) (Drg. No. 10-20 FS 10099)	1	—	—	KQ5
	10-20 N 23603ND	BRACKET , bare, 20 SWG	2	L.72	LM	KQ5
28M/13307	AGS.2018/B/1	NUT , 4 BA, anchor	2	—	C	
8843	10-20 FS 13165	BRACKET , reinforcing, lower, Port (Drg. No. 10-20 FS 10101)	1	DTD.298	C	KQ6
8841	10-20 FS 13166	BRACKET , reinforcing, lower, Starboard (Drg. No. 10-20 FS 12881)	1	DTD.298	C	KQ6
9367	10 FS 927	BRACKET , sealing, outboard vertical member, lower, Port (Drg. No. 10-20 FS 10101)	1	DTD.289	C	KQ6
	10-20 FS 2151A	BRACKET , shear, wing and fuselage, assembly (Drg. No. 10-20 FS 10101)	1	—	—	KQ6
		Attachments for 10-20 FS 2151A, Bracket :—				
28D/9133011	A25/2C	Bolt, 2 BA	2	—	C	
28D/12533	A25/5C	Bolt, 2 BA	2	—	C	
28M/9403520	A27/CP	Nut, 2 BA	4	—	C	
28W/9419475	SP.15/C	Washer	4	—	C	
	10-20 FS 12771A	BRACKET , support, cable duct, assembly ...	1	—	—	KQ6
	10-20 FS 12781ND	BRACKET , bare, 20 SWG	1	L.72	LM	KQ6
28M/12153	AGS.2007/B/1	NUT , 4 BA, anchor	1	—	C	
	—	CHANNELS , sealing, on rear bulkhead, group (Drg. No. 10-20 FS 9483)	1	L.72	—	
	10-20 FS 9491ND	CHANNEL , sealing, horizontal, lower, Port (Make from standard section J.1087, Ref. No. 26FY/8840)	1	L.72	LM	KQ6
	10-20 FS 9492ND	CHANNEL , sealing, horizontal, lower, Starboard (Make from standard section J.1087, Ref. No. 26FY/8840)	1	L.72	LM	KQ6
	10-20 FS 9495ND	CHANNEL , sealing, horizontal, upper, Port (Make from standard section J.1087, Ref. No. 26FY/8840)	1	L.72	LM	KQ6
	10-20 FS 9496ND	CHANNEL , sealing, horizontal, upper, Starboard (Make from standard section J.1087, Ref. No. 26FY/8840)	1	L.72	LM	KQ6
	10-20 FS 9493ND	CHANNEL , sealing, vertical, Port (Make from standard section J.1087, Ref. No. 26FY/8840)	1	L.72	LM	KQ5
	10-20 FS 9494ND	CHANNEL , sealing, vertical, Starboard (Make from standard section J.1087, Ref. No. 26FY/8840)	1	L.72	LM	KQ6
16381	10-20 FS 17053A	FASTENER , Dzus, self aligning, forward top fairing door, assembly (Mod. 757)	8	—	C	KQ6
		Attachments for 10-20 FS 17053A, Fastener :—				
28D/8337	AS.1248/1B	Bolt, 4 BA	2	—	C	
16380	10-20 FS 17055	End-fitting, shouldered bush	2	L.64	C	
28M/10287	AGS.2001/B/1	Nut, 4 BA	2	—	C	
	10-20 FS 6019A	HOPPER , drain, Port, assembly	1	—	—	KQ6
		(For spares use 10-20 FS 16099A/ND)				
13785	10-20 FS 16099A/ND	HOPPER , drain, Port, assembly	1	—	C	
		(Spares condition)				

FUSELAGE

FUSELAGE STRUCTURE

Ref. No.	Part No.	Description	No. off	Material Specification	Class of Store or L.M.	Plate No.
	10-20 FS 6020A	HOPPER , drain, Starboard, assembly... (For spares use 10-20 FS 16100A/ND)	1	—	—	KQ6
13786	10-20 FS 16100A/ND	HOPPER , drain, Starboard, assembly (Spares condition)	1	—	C	
9368	10 FS 3879	PICK-UP , sling, Port	1	DTD.298	C	KQ6
8901	10 FS 3880	PICK-UP , sling, Starboard Attachments for 10 FS 3879 or 10 FS 3880, Pick-up:—	1	DTD.298	C	KQ6
28D/9133012	A25/3C	Bolt, 2 BA	2	—	C	
28M/9403520	A27/CP	Nut, 2 BA	2	—	C	
8902	10 FS 3909	Shim	2	LA.3	C	KQ6
	10-20 FS 13105	PILLAR , refuelling relay panel attachment (Drg. No. 10-20 FS 12881) Attachments for 10-20 FS 13105, Pillar:—	4	S.96	LM	KQ5
28M/9403520	A27/CP	Nut, 2 BA	1	—	C	
28W/9419454	SP.10/C	Washer	1	—	C	
13615	10-20 FS 10299	STUD , 2 BA, earth terminal (Drg. No. 10-20 FS 10097) Attachments for 10-20 FS 10299. Stud:—	12	S.96	C	KQ5
28M/13591	A24/CP	Nut, 2 BA	1	—	C	
6599	DHS.204/C DHS.783/62/18	Washer Washer, 0"875 o/d x 0"375 i/d x 18 SWG	1 1 1	L.16 DTD.171	C LM	KQ5 KQ5
28D/9133012	A25/3C	Attachments for 10-20 FS 10095A, Bulkhead:— Bolt, 2 BA	2	—	C	
28D/1200119	A25/4C	Bolt, 2 BA	2	—	C	
28D/12533	A25/5C	Bolt, 2 BA	2	—	C	
28D/1011238	A25/3E	Bolt, 1/2" BSF	4	—	C	
9370	10-20 FS 11973	Bolt, 3/8" BSF	1	S.96	C	KQ5
28M/9403520	A27/CP	Nut, 2 BA	6	—	C	
28M/12928	A27/EP	Nut, 1/2" BSF	4	—	C	
28M/13122	A27/GS	Nut, 3/16" BSF	1	—	C	
28P/1007741	SP.9/CB	Pin, split	1	—	C	
28W/9419476	SP.15/G	Washer	1	—	C	
28W/9419404	SP.16/C	Washer	4	—	C	
	10-20 FS 11303A	BRACKET , rear bottom corner joint, Port, assembly (For spares use 10-20 FS 16861A/ND)	1	RZ.5	—	KQ5
14680	10-20 FS 16861A/ND	BRACKET , rear bottom corner joint, Port, assembly (Spares condition)	1	RZ.5	C	
	10-20 FS 5146	BRACKET , rear bottom corner joint, Starboard, assembly (For spares use 10-20 FS 16865ND)	1	RZ.5	—	KQ5
14678	10-20 FS 16865ND	BRACKET , rear bottom corner joint, Starboard, assembly (Spares condition)	1	RZ.5	C	
	10-20 FS 11591A/3	FLOOR , rear, assembly (Mod. 358)	1	—	—	KQ5
	10-20 FS 13739A	ANGLE , mounting, Port, assembly	1	—	—	KQ5
	10-20 FS 13737ND	ANGLE , bare, 20 SWG	1	L.72	LM	KQ5
28M/11957	AGS.2007/C/1	NUT , 2 BA, anchor	1	—	C	
	10-20 FS 13735A	ANGLE , mounting, Starboard, assembly	1	—	—	KQ5
	10-20 FS 12851ND	ANGLE , bare, 20 SWG	1	L.72	LM	KQ5
28M/11957	AGS.2007/C/1	NUT , 2 BA, anchor	1	—	C	
	10-20 FS 20023ND	ANGLE , reinforcing, between frame stations 157"-0 and 166"-20, Port, 18 SWG (Mod. 849)	1	L.72	LM	KQ5

FUSELAGE
FUSELAGE STRUCTURE

Ref. No.	Part No.	Description	No. off						Material Specification	Class of Store or L.M.	Plate No.	
			1	2	3	4	5	6				
	10-20 FS 11951A	BEAM, station 148", assembly ...							1	—	—	KQ5
		Spares for :—										
	10-20 FS 13953A	BRACKET, between bung housing and guided weapons plug, assembly							1	—	—	KQ5
28M/13307	10-20 FS 13969ND	BRACKET, bare, 18 SWG ...						L.72	1	LM		KQ5
	AGS.2018/B/1	NUT, anchor, 4 BA ...						—	2	C		
	10-20 FS 14611ND	PACKING, 10 SWG ...						L.72	1	LM		KQ5
11268	DHS.828/C/1	NUT, anchor, 2 BA, on floor stiffeners, stn. 165"2, Port (Ref. Drg. No. 10-20 FS 17097)						—	2	C		
	10-20 FS 12365A	BRACKET, clamp, assembly ...						—	1	—	—	KQ7
	10-20 FS 12691ND	BRACKET, bare, 20 SWG ...						L.72	1	LM		KQ7
28M/9435067	AGS.2008/C/1	NUT, 2 BA, anchor ...						—	2	C		
	10-20 FS 13049A	BRACKET, pipe, assembly ...						—	1	—	—	KQ5
	10-20 FS 13053ND	BLOCK, packing ...						LFS.21	1	LM		KQ5
	10-20 FS 13051ND	BRACKET, bare, 20 SWG ...						L.72	1	LM		KQ5
28M/13279	AGS.2019/C/1	NUT, 2 BA ...						—	1	C		
	10-20 FS 12961A	HOUSING, cable seal, assembly ...						—	1	—	—	KQ7
	10-20 FS 8047	HOUSING, pressure bung (Make from Hellermann Part No. 4402)						—	1	LM		KQ5
	10-20 FS 12665	HOUSING, pressure bung (Make from Hellermann Part No. 4402)						—	1	LM		KQ7
8867	10-20 FS 10381A	BEAM, under floor, between gun beam and rear bulkhead, assembly						—	1	P		KQ7
		Spares for :—										
	10-20 FS 11125ND	BOOM, lower (For spares use 10-20 FS 16475ND)						L.65	1	—	—	KQ5
14325	10-20 FS 16475ND	BOOM, lower (Spares condition) ...						L.65	1	P		
		Attachments for 10-20 FS 11125ND, Boom :—										
28D/9133011	A25/2C	Bolt, 2 BA ...						—	26	C		
28M/9403520	A27/CP	Nut, 2 BA ...						—	26	C		
28W/9419402	SP.13/C	Washer ...						—	26	C		
28W/9419454	SP.10/C	Washer ...						—	4	C		
	10-20 FS 12623A	BRACKET, pipe clamp, assembly ...						—	1	—	—	KQ5
28M/9435067	10-20 FS 12633ND	BRACKET, bare, 20 SWG ...						L.62	1	LM		KQ5
	AGS.2008/C/1	NUT, 2 BA, anchor ...						—	1	C		
8891	10-20 FS 11121	POST, station, 148" ...						L.72	1	C		KQ5
15594	10-20 FS 16059	BRACKET, attachment, strut ...						L.65	1	C		KQ5
		Attachments for 10-20 FS 16059, Bracket :—										
28D/8308	AS.1242/3C	Bolt, 2 BA ...						—	2	C		
28M/9403520	A27/CP	Nut, 2 BA ...						—	2	C		
15595	10-20 FS 16061	Shim, "Attewell" ...						LA.3	QR	C		KQ5
28W/9419402	SP.13/C	Washer ...						—	2	C		

**FUSELAGE
FUSELAGE STRUCTURE**

Ref. No.	Part No.	Description	No. off	Material Specification	Class of Store or L.M.	Phase No.
	10-20 FS 12629A	BRACKET , clamp, accumulator, forward, assembly	1	—	—	KQ7
8864	10-20 FS 12427A	Spares for :— CLIP , half, assembly	2	—	C	KQ7
	10-20 FS 12445ND	Spares for :— PACKING , 0"73 wide × 1/8" thick ...	1	DTD.762	LM	KQ7
28D/9419397	A25/12C	Attachments for 10-20 FS 12427A, Clip :— Bolt, 2 BA	1	—	C	
28M/10288	AGS.2001/C/1	Nut, 2 BA	1	—	C	
28P/839	SP.4Y/B13	Pin, shackle	1	—	C	
28P/9527619	SP.90/C7	Pin, split (SP.9/C8)	1	—	C	
	AS.2809/4/075	Tube, distance, 1/2" o/d × 22 SWG × 0"75 long	1	L.62	LM	
28W/9419402	SP.13/C	Washer	1	—	C	
	10-20 FS 13471	BRACKET , indicator, stn. 154" (Drg. No. 10-20 FS 16601)	1	L.72	—	KQ5
	10-20 FS 17149A	BRACKET , mounting, missile cooling pipe clip attachment on floor bracket, stn. 157"0 (Mod. 689) (Drg. No. 10-20 FS 13751A)	1	—	—	KQ5
	10-20 FS 17243ND	BRACKET , bare, 20 SWG	1	L.72	LM	KQ5
28M/13774	AGS.2019/B/1	NUT , anchor, 4 BA	1	—	C	
	10-20 FS 13259A	BRACKET , valve block, on under floor beam, assembly	1	—	—	KQ7
	10-20 FS 13423ND	BRACKET , bare, 20 SWG	1	L.72	LM	KQ7
28M/11957	AGS.2007/C/1	NUT , 2 BA, anchor	2	—	C	
8895	10-20 FS 11925A	CRADLE , air bottle, aft inboard, assembly ...	1	—	P	KQ7
	10-20 FS 11933ND	Spares for :— PAD	1	DTD.762	LM	KQ7
8863	10-20 FS 11963A	CRADLE , oxygen bottle, aft	1	—	P	KQ7
	10-20 FS 11971ND	Spares for :— JOINTING	1	DTD.762	LM	KQ7
	10-20 FS 11789A	CRADLE , oxygen bottle, centre, assembly (For spares use 10-20 FS 18521A/ND) (Mod. 1424)	1	—	—	KQ7
20285	10-20 FS 18521A/ND	CRADLE , oxygen bottle, centre, assembly ... (Spares condition)	1	—	P	
	10-20 FS 11797ND	Spares for :— JOINTING	1	DTD.762	LM	KQ7
20286	DHS.1058/5	PLATE , stud	4	—	C	KQ7
	28D/9133012	Attachments for 10-20 FS 11789A, Cradle :— Bolt, 2 BA	4	—	C	
	28M/9403520	Nut, 2 BA	4	—	C	
28W/9419402	SP.13/C	Washer	4	—	C	
8893	10-20 FS 11953A	CRADLE , oxygen bottle, forward, assembly	1	—	P	KQ7
	10-20 FS 11961ND	Spares for :— JOINTING	1	DTD.762	LM	KQ7
	28D/9133012	Attachments for 10-20 FS 11953A, Cradle :— Bolt, 2 BA	4	—	C	
	28M/9403520	Nut, 2 BA	4	—	C	
28W/9419402	SP.13/C	Washer	4	—	C	
	10-20 FS 11975A	INTERCOSTAL , inboard at stn. 157"0, Port, assembly	1	—	—	KQ5
	10-20 FS 13193A	Spares for :— BRACKET , assembly	1	—	—	KQ5
	10-20 FS 13285ND	BRACKET , bare, 20 SWG	1	L.72	LM	KQ5
28M/9144673	AGS.2019/C/1	NUT , anchor, 2 BA	3	—	C	

**FUSELAGE
FUSELAGE STRUCTURE**

Ref. No.	Part No.	Description	No. off	Material Specification	Class of Store or L.M	Plate No.
	10-20 FS 11705A	MEMBER , Port, assembly	1	—	—	KQ7
	10-20 FS 12631A	Spares for :— BRACKET , clamp, accumulator, rear assembly	1	—	—	KQ7
8864	10-20 FS 12427A	Spares for :— CLIP , half, assembly	2	—	C	KQ7
	10-20 FS 12445ND	Spares for :— PACKING , 0".73 wide x 1/8" thick	1	DTD.762	LM	KQ7
28D/9419397	A25/12C	Attachments for 10-20 FS 12427A, Clip :—	1	—	C	
28M/10288	AGS.2001/C/1	Bolt, 2 BA	1	—	C	
28P/839	SP.4Y/B13	Nut, 2 BA	1	—	C	
28P/9527619	SP.90/C7	Pin, shackle	1	—	C	
	AS.2809/4/075	Pin, split (SP.9/C8)	1	—	C	
28W/9419402	SP.13/C	Tube, distance, 3/4" o/d x 22 SWG x 0".75 long	1	L.62	LM	
		Washer	1	—	C	
28D/9436920	A25/1C	Attachments for 10-20 FS 12631A, Bracket :—	3	—	C	
28M/9403520	A27/CP	Bolt, 2 BA	3	—	C	
28W/9419402	SP.13/C	Nut, 2 BA	3	—	C	
		Washer	2	—	C	
	10-20 S 4189A	BRACKET , dehydrator mounting, assembly	2	—	—	KQ7
	10-20 S 4193ND	BLOCK	1	LFS.23	LM	KQ7
	10-20 S 4191ND	BRACKET , bare	1	L.72	LM	KQ7
28D/9436920	A25/1C	Attachments for 10-20 S 4189A, Bracket :—	2	—	C	
28M/9403520	A27/CP	Bolt, 2 BA	2	—	C	
28W/9419402	SP.13/C	Nut, 2 BA	2	—	C	
		Washer	2	—	C	
	10-20 FS 12621A	BRACKET , pipe clamp, assembly	1	—	—	KQ7
	10-20 FS 12635ND	BRACKET , bare, 20 SWG	1	L.72	LM	KQ7
28M/9435067	AGS.2008/C/1	NUT , 2 BA, anchor	1	—	C	
	10-20 FS 16743A	MOUNTING , air bottle, aft, Starboard, assembly (Mod. 666)	1	—	P	KQ7
		(For spares use 10-20 FS 17895A/ND)				
16652	10-20 FS 17895A/ND	MOUNTING , air bottle, aft, Starboard, assembly (Spares condition)	1	—	P	
		Spares for :—				
	10-20 FS 11947ND	PAD	1	DTD.762	LM	KQ7
15280	10-20 FS 17181A	MOUNTING , brake valve and Port air bottle, assembly (Mod. 666)	1	—	P	KQ7
		Spares for :—				
	10-20 FS 11947ND	PAD	1	DTD.762	LM	KQ7
	10-20 FS 20027ND	PLATE , reinforcing, between frame stns. 157"-0 and 166"-20, Port, 18 SWG	1	L.72	LM	KQ5
8892	10-20 FS 13691	SPIGOT , "Firestreak" equipment	8	—	C	KQ5
		Attachments for 10-20 FS 13691, Spigot :—				
28M/1011475	A27/EP	Nut, 3/4" BSF	1	—	C	
28W/9418921	SP.13/E	Washer (For two forward spigots only) ...	1	—	C	
15596	10-20 FS 16869	FORK-END , strut pick-up, at transverse beam...	1	—	C	KQ5
8844	10-20 FS 11051	LONGERON , aft bottom, Port	1	—	P	KQ5
8845	10-20 FS 11052	LONGERON , aft bottom, Starboard	1	—	P	KQ5
		Attachments for 10-20 FS 11051 or 10-20 FS 11052, Longerons :—				
1660	DHS.358/4C	Bolt, 2 BA	4	—	C	KQ5
28M/9403520	A27/CP	Nut, 2 BA	4	—	C	
28W/9419402	SP.13/C	Washer	4	—	C	
26DL/7260	DHS.727/C/16	Washer, support	4	—	C	KQ5

FUSELAGE
FUSELAGE STRUCTURE

Ref. No.	Part No.	Description	No. off	Material Specification	Class of Store or L.M	Place No.
17275	10-20 F 3991	MOUNTING , R.F. unic. on rear floor immediately forward of rear pressure bulkhead, assembly (Mod. 335)	1	—	P	KQ5
	10-20 F 3933A	MOUNTING , "T.A.C.A.N." assembly (Mod. 431) (For spares use 10-20 F 4139A/ND)	1	—	—	KQ8
16105	10-20 F 4139A/ND	MOUNTING , "T.A.C.A.N." assembly (Spares condition) Spares for :—	1	—	P	
	10-20 F 1927A/ND	ANGLE , aft end of inboard side plate lower, assembly	1	—	—	KQ8
	10-20 F 1929ND	ANGLE , bare, 20 SWG	1	L.72	LM	KQ8
28M/11957	AGS.2007/C/1	NUT , 2 BA, anchor	1	—	C	
	10-20 F 1931A/ND	ANGLE , aft end of inboard side plate upper, assembly	1	—	—	KQ8
	10-20 F 1933ND	ANGLE , bare, 20 SWG	1	L.72	LM	KQ8
28M/11957	AGS.2007/C/1	NUT , 2 BA, anchor	1	—	C	
	10-20 F 2179ND	ANGLE , forward, outboard, 18 SWG ...	1	L.72	LM	KQ8
	10-20 N 10047A	BRACKET , mounting, inboard, assembly ...	1	—	—	KQ8
	10-20 N 10048A	BRACKET , mounting, outboard, assembly ...	1	—	—	KQ8
	10-20 N 10045ND	BRACKET , bare, inboard, 20 SWG ...	1	L.72	LM	KQ8
	10-20 N 10046ND	BRACKET , bare, outboard, 20 SWG ...	1	L.72	LM	KQ8
28M/12153	AGS.2007/B/1	NUT , 4 BA, anchor	1	—	C	
	10-20 F 3309ND	MEMBER , arch, 18 SWG (Mod. 501)... ..	1	L.72	—	KQ8
	10-20 F 3315ND	PLATE , back, 18 SWG (Mod. 501)	1	L.72	—	KQ8
	10-20 F 1777ND	PLATE , chafing, 1/2" thick	1	LFS.21	LM	KQ8
	10-20 F 3311ND	PLATE , side, inboard, 18 SWG (Mod. 501) ...	1	L.72	—	KQ8
	10-20 F 3313ND	PLATE , side, outboard, 18 SWG (Mod. 501) ...	1	L.72	—	KQ8
	10-20 F 1781ND	PLATE , tie, 18 SWG	1	L.72	—	KQ8
	10-20 FS 12099	PLATE , rear bottom corner joint, Port (Drg. No. 10-20 FS 12101) (For spares use 10-20 FS 15689ND)	1	L.53	—	KQ5
12290	10-20 FS 15689ND	PLATE , rear bottom corner joint, Port ... (Spares condition)	1	L.53	P	
	10-20 FS 12100	PLATE , rear bottom corner joint, Starboard (Drg. No. 10-20 FS 12102) (For spares use 10-20 FS 15690ND)	1	L.53	—	KQ5
12291	10-20 FS 15690ND	PLATE , rear bottom corner joint, Starboard (Spares condition) Attachments for 10-20 FS 12099 or 10-20 FS 12100, Plate :—	1	L.53	P	
28D/9133012	A25/3C	Bolt, 2 BA	3	—	C	
28D/1200119	A25/4C	Bolt, 2 BA	2	—	C	
28D/1008151	A25/4E	Bolt, 1/2" BSF	1	—	C	
28D/1011240	A25/5E	Bolt, 1/2" BSF	1	—	C	
28D/1011242	A25/7E	Bolt, 1/2" BSF	1	—	C	
28M/9403520	A27/CP	Nut, 2 BA	5	—	C	
28M/12928	A27/EP	Nut, 1/2" BSF	3	—	C	
28W/9419475	SP.15/C	Washer	5	—	C	
28W/9419405	SP.15/E	Washer	3	—	C	

FUSELAGE
FUSELAGE STRUCTURE

Ref. No.	Part No.	Description	No. off	Material Specification	Class of Store or L.M	Place No.
8848	10-20 FS 6995	STIFFENER , rear bottom joint, at rear corner of rear floor, Port	1	L.73	C	KQ6
8849	10-20 FS 6996	STIFFENER , rear bottom joint, at rear corner of rear floor, Starboard	1	L.73	C	KQ6
	—	STRUT , rear bottom joint, Port, group (Drg. Nos. 10-20 FS 5951A and 10-20 FS 12101)	1	—	—	KQ6
	—	STRUT , rear bottom joint, Starboard, group (Drg. Nos. 10-20FS5952A and 10-20FS12102)	1	—	—	KQ6
3810	DHS.365/7E	BOLT , 1/4" BSF	2	S.96	C	KQ5
1795	DHS.365/8E	BOLT , 1/4" BSF	2	S.96	C	KQ5
4360	DHS.365/5GG	BOLT , 3/16" BSF	1	S.96	C	KQ5
5610	DHS.365/6GG	BOLT , 3/16" BSF	1	S.96	C	KQ5
28D/9435053	A59/8J	BOLT , 3/16" BSF	1	—	C	
8858	DHS.365/6JJ	BOLT , 3/16" BSF	1	S.96	C	KQ5
8857	DHS.365/7JJ	BOLT , 3/16" BSF	1	S.96	C	KQ5
8852	10-20 FS 5949	LINK	1	S.98	C	KQ6
		Attachments for 10-20 FS 5949, Link :—				
8853	10-20 FS 5953	Bolt	2	S.98	C	KQ6
28M/13145	A27/QS	Nut, 3/8" BSF	2	—	C	
28P/9429653	SP.9/G12	Pin, split	2	—	C	
28W/9419470	SP.13/Q	Washer	2	—	C	
	10-20 FS 5937A	LUG , attachment, lower, Port, assembly ... (For spares use 10-20 FS 17195A/ND)	1	—	—	KQ6
15086	10-20 FS 17195A/ND	LUG , attachment, lower, Port, assembly ... (Spares condition)	1	—	C	
	10-20 FS 5938A	LUG , attachment, lower, Starboard, assembly (For spares use 10-20 FS 17196A/ND)	1	—	—	KQ6
15087	10-20 FS 17196A/ND	LUG , attachment, lower, Starboard, assembly (Spares condition)	1	—	C	
8850	10-20 FS 5945A	LUG , attachment, upper, Port, assembly ...	1	DTD.5024 or DTD.5034	C	KQ6
8851	10-20 FS 5946A	LUG , attachment, upper, Starboard, assembly	1	DTD.5024 or DTD.5034	C	KQ6
		Spares for :—				
	10-20 FS 5943	BUSH	1	S.96	—	KQ6
28M/12931	A27/ET	NUT , 1/4" BSF	4	—	C	
28M/1011470	A27/GT	NUT , 3/16" BSF	3	—	C	
28M/1007404	A27/JT	NUT , 3/16" BSF	2	—	C	
28M/1011473	A27/JP	NUT , 3/16" BSF	1	—	C	
8859	10-20 FS 10629ND	SHIM	1	LA.3	C	KQ6
28W/9419405	SP.15/E	WASHER	4	—	C	
28W/9419476	SP.15/G	WASHER	3	—	C	
28W/9419477	SP.15/J	WASHER	2	—	C	
8856	DHS.783/15/18	WASHER	1	L.72	C	KQ6

FUSELAGE STRUCTURE

Ref. No.	Part No.	Description	No. off	Material Specification	Class of Store or L.M.	Plate No.
	10-20 FS 16007A	STRUT , transverse beam support, assembly (Mod. 107) (For spares use 10-20 FS 20999A/ND)	1	T.45	—	KQ5
18913	10-20 FS 20999A/ND	STRUT , transverse beam support, assembly (Spares condition) (Mod. 1280)	1	T.45	C	
18914	10-20 N 23207A	BRACKET , R.P. stowage, assembly (Mod. 1280)	1	—	C	KQ5
		Attachments for 10-20 N 23207A, Bracket :—				
28D/8509	AS.1242/14C	Bolt, 2 BA	1	—	C	
28D/11997	AS.1242/14E	Bolt, 1/2" BSF	1	—	C	
15598	10-20 FS 16022	Guide	1	DHE.245	C	KQ5
15593	10-20 FS 16023	Shim, laminated, "Attewell"	1	LA.3	C	KQ5
28W/14180	AS.1903/CB	Washer, saddle	1	—	C	
28W/9435791	AS.1903/EB	Washer, saddle	1	—	C	
15590	10-20 FS 16015	SPIGOT	1	S.96	C	KQ5
		Attachments for 10-20 FS 16015, Spigot :—				
28M/7002430	AGS.2002/E/1	Nut, 1/2" BSF	1	—	C	
15591	10-20 FS 16017	Shim, laminated, "Attewell"	1	LA.3	C	KQ5
28W/9435791	AS.1903/EB	Washer, saddle	1	—	C	
		Attachments for 10-20 FS 16007A, Strut :—				
28D/15459	A57/4E	Bolt, 1/2" BSF, at transverse beam	1	—	C	
28D/14934	A57/15E	Bolt, 1/2" BSF, at floor	1	—	C	
28M/12931	A27/ET	Nut, 1/2" BSF	2	—	C	
28W/9419405	SP.15/E	Washer	2	—	C	
	—	CANOPY INSTALLATION (See sub-section KB)	—	—	—	
	—	CANOPY JETTISON MECHANISM	—	—	—	
	—	(See sub-section KC)				
	—	CONSOLE , pilot's, centre rear, Starboard, group (Drg. No. 10-20 FS 13955)	1	—	—	
9371	10-20 FS 8669A	BRACKET , stn. 107"-2, assembly	1	—	C	KQ8
		Attachments for 10-20 FS 8669A, Bracket :—				
28D/1010658	A25/1B	Bolt, 4 BA	3	—	C	
28D/9436920	A25/1C	Bolt, 2 BA	2	—	C	
28M/10287	AGS.2001/B/1	Nut, 4 BA	3	—	C	
28M/10328	AGS.2002/C/1	Nut, 2 BA	2	—	C	
9372	10-20 FS 9885ND	Shim	1	LA.3	C	KQ8
28W/9419465	SP.13/B	Washer	3	—	C	
28W/9419475	SP.15/C	Washer	2	—	C	
9373	10-20 FS 8673A	BRACKET , stn. 113"-38, assembly	1	—	C	KQ8
		Attachments for 10-20 FS 8673A, Bracket :—				
28D/1010658	A25/1B	Bolt, 4 BA	3	—	C	
28D/9436920	A25/1C	Bolt, 2 BA	2	—	C	
28M/10287	AGS.2001/B/1	Nut, 4 BA	3	—	C	
28M/10328	AGS.2002/C/1	Nut, 2 BA	2	—	C	
9374	10-20 FS 9893ND	Shim	1	LA.3	C	KQ8
28W/9419465	SP.13/B	Washer	3	—	C	
28W/9419475	SP.15/C	Washer	2	—	C	
9379	10-20 N 4471	BRACKET , support	2	L.121	C	KQ8
		Attachments for 10-20 N 4471, Bracket :—				
28D/9132448	A25/12B	Bolt, 4 BA	2	—	C	
28M/10327	AGS.2002/B/1	Nut, 4 BA	2	—	C	
28W/9419474	SP.15/B	Washer	2	—	C	

**FUSELAGE
FUSELAGE STRUCTURE**

Ref. No.	Part No.	Description	No. off						Material Specification	Class of Store or L.M.	Place No.
			1	2	3	4	5	6			
17311	10-20 FS 8685ND 10-20 N 15619A	CLEAT , channel CONSOLE , centre rear, forward, assembly ... (Mod. 534) Spares for :—						1	L.72	LM	KQ8
28M/11957 19650	AGS.2007/C/1 10-20 N 24271A	NUT , 2 BA, anchor CONSOLE , structure, centre rear, aft, assembly (Mod. 1219) Spares for :—						1	—	C	
	10-20 N 14373A	CONSOLE , structure, rear bottom, assembly (For spares use 10-20 N 15419A/ND)						1	—	—	KQ8
16122	10-20 N 15419A/ND	CONSOLE , structure, rear bottom (Spares condition) Spares for :—						1	—	P	
28M/9434251	AGS.2008/B/1 10-20 N 14161A	NUT , 4 BA, anchor CONSOLE , structure, rear top panel ... (For spares use 10-20 N 15415A/ND)						1	—	C	
16156	10-20 N 15415A/ND	CONSOLE , structure, rear top panel ... (Spares condition) Spares for :—						1	—	C	
28M/9434253 28M/11957 28M/9434252	AGS.2007/B/1 AGS.2007/C/1 AGS.2018/B/1 10-20 N 4557ND	NUT , 4 BA, anchor NUT , 2 BA, anchor NUT , 4 BA, anchor COVER , inspection Attachments for 10-20 N 4557ND, Cover :—						1 8 1 1	— — — L.72	C C C LM	
28D/1007982	AS.1248/1C	Bolt , 2 BA						4	—	C	
15814	10-20 N 14165	FAIRLEAD						1	LFS.23 or 26	C	KQ8
	10-20 F 3459	LABEL , "Stow seat electrical.....when seat is removed," white on red ground, 24 SWG						1	Commf. Alum.	LM	KQ8
28M/9435559 28M/9434253 28M/11957 28M/9434251 28M/9434252	AGS.2007/A/1 AGS.2007/B/1 AGS.2007/C/1 AGS.2008/B/1 AGS.2018/B/1	NUT , 6 BA, anchor NUT , 4 BA, anchor NUT , 2 BA, anchor NUT , 4 BA, anchor NUT , 4 BA, anchor						2 2 13 6 1	— — — — —	C C C C C	
	10-20 N 6705	PACKING , anchor nut						2	LFS.21	LM	KQ8
	DHS.877/B22	PLATE , packing, anchor nut						5	L.72	LM	KQ8
4921	DHS.877/C18	PLATE , packing, anchor nut						8	L.72	C	KQ8
	M & B METALS LTD. 5D/2152 EL.42888	PLOCKET , 4 pin, socket stowage Attachments for Ref. No. 5D/2152, Plocket :—						1	—	C	
28S/1200051	A31/A28	Screw , 6 BA						2	—	C	
26DL/7354	DHS.180 Mk.1/X	TAG Attachments for 10-20 N 24271A, Console :—						2	S.510	C	KQ8
28D/9436920	A25/1C	Bolt , 2 BA						3	—	C	
28D/9133012	A25/3C	Bolt , 2 BA						4	—	C	
9378	10-20 N 4555	Shim						2	LA.3	C	KQ8
28W/9419475	SP.15/C	Washer						7	—	C	
26FC/2036	DHS.69/CC	Washer						7	LB.3	C	KQ8

FUSELAGE
FUSELAGE STRUCTURE

Ref. No.	Part No.	Description	No. off	Material Specification	Class of Store or L.M.	Plate No.
	10-20 R 3383	LEAD , bonding, flexible, at R.H. console upper tube bearing attachment, stn. 131 st -85, assembly	1	—	LM	KQ8
5K/4423	PLESSEY 16/4 th -0048	BRAID , flexible, tinned copper	QR	Plessey Spec. 137	C	KQ8
5X/7331	—	INSERT , socket	1	—	C	KQ8
5X/3146	—	SLEEVE , adapter	1	—	C	KQ8
5X/9400385	—	TERMINATION , lug	1	—	C	KQ8
15439	10-20 FS 17193A	MEMBER , channel, assembly (Mod. 716) Spares for :—	1	—	C	KQ8
28FP/9993392	ODDIE 212	CLIP , fastener	2	—	C	KQ8
28D/9436920	A25/1C	Attachments for 10-20 FS 17193A, Member :—				
9376	10-20 FS 9895ND	Bolt, 2 BA	2	—	C	
28W/9419475	SP.15/C	Shim	1	LA.3	C	KQ8
		Washer	2	—	C	
	—	CRADLE , air bottle, group (Drg. No. 10-20 FS 12159A) Spares for :—	1	—	—	KQ3
	10-20 FS 12765A	BRACKET , anchor, nut, lower, assembly	1	—	—	KQ3
	10-20 FS 12767ND	BRACKET , bare, 16 SWG	1	L.72	LM	KQ3
28M/9144673	AGS.2019/C/1	NUT , anchor, 2 BA	1	—	C	
	10-20 FS 12761A	BRACKET , anchor, nut, upper, assembly	1	—	—	KQ3
	10-20 FS 12763ND	BRACKET , bare, 16 SWG	1	L.72	LM	KQ3
28M/9144673	AGS.2019/C/1	NUT , anchor, 2 BA	1	—	C	
	10-20 FS 12171ND	LINING , air bottle cradle, $\frac{1}{8}$ " thick	1	DTD.762	LM	KQ3
	—	DECK , equipment, Starboard, assembly (Drg. No. 10-20 F 2363) Spares for :—	1	—	—	
	10-20 N 23881ND	BLOCK , packing, at top of tube, L.H. (shape to suit contour of tube) (Mod. 1270)	4	LFB.82 or 89	LM	KQ9
19366	10-20 N 23357A	BRACKET , mounting, coded "AJL," assembly (Mod. 1270) Attachments for 10-20 N 23357A, Bracket :—	1	—	—	KQ9
28D/1200119	A25/4C	Bolt, 2 BA	4	—	C	
28E/14160	AS.489/8	Clip, saddle	2	—	C	
28W/9419454	SP.10/C	Washer	4	—	C	
	10-20 FS 13545A	BRACKET , mounting, blower, assembly	2	—	—	KQ9
	10-20 FS 13653ND	BRACKET , bare, 18 SWG	1	L.72	LM	KQ9
28M/12421	AGS.2018/C/1	NUT , anchor, 2 BA	2	—	C	
		Attachments for 10-20 FS 13545A, Bracket :—				
28D/9436920	A25/1C	Bolt, 2 BA	2	—	C	
28W/9419402	SP.13/C	Washer	2	—	C	
8696	10-20 F 2143A	DECK , assembly (Pre Mod. 96)	1	—	P	KQ9
14078	10-20 F 2645A	DECK , assembly (Mod. 96) Spares for :—	1	—	P	KQ9
8697	10-20 F 2263	EYE-BOLT	2	S.96	C	KQ9
	OR					
	10-20 F 4191	EYE-BOLT Attachments for 10-20 FS 2263 or 10-20 F 4191, Eye-bolt :—	2	S.96	—	KQ9
28M/12928	A27/EP	Nut, $\frac{1}{2}$ " BSF	1	—	C	
28W/9418920	SP.10/E	Washer	1	—	C	
		Attachments for 10-20 F 2143A or 10-20 F 2645A, Deck :—				
28D/9436920	A25/1C	Bolt, 2 BA	2	—	C	
28D/9140645	A25/10C	Bolt, 2 BA	3	—	C	
28M/10288	AGS.2001/C/1	Nut, 2 BA	5	—	C	
28W/9419454	SP.10/C	Washer	5	—	C	

FUSELAGE
FUSELAGE STRUCTURE

Ref. No.	Part No.	Description	No. off						Material Specification	Class of Store or L.M.	Plate No.
			1	2	3	4	5	6			
		ELECTRICAL COMPONENTS									
		(See sub-section EBA)									
15589	10-20 F 3543A	FRAME , assembly (Mod. 107)						1	—	C	KQ9
		Spares for :—									
15592	10-20 FS 16021	GUIDE						1	—	C	KQ9
		Attachments for 10-20 FS 16021, Guide :—									
28D/8315	AS.1242/12C	Bolt, 2 BA						1	—	C	
28D/8331	AS.1242/12E	Bolt, 1/2" BSF						1	—	C	
28M/10328	AGS.2002/C/1	Nut, 2 BA						1	—	C	
28M/7002430	AGS.2002/E/1	Nut, 1/2" BSF						1	—	C	
15593	10-20 FS 16023	Shim						1	—	C	KQ9
28W/14180	AS.1903/C8	Washer, saddle						1	—	C	
28W/9435791	AS.1903/E8	Washer, saddle						1	—	C	
15590	10-20 FS 16015	SPIGOT						1	—	C	KQ9
		Attachments for 10-20 FS 16015, Spigot :—									
28M/7002430	AGS.2002/E/1	Nut, 1/2" BSF						1	—	C	
15591	10-20 FS 16017	Shim						1	—	C	KQ9
28W/9435791	AS.1903/E8	Washer, saddle						1	—	C	
		Attachments for 10-20 F 3543A, Frame :—									
28D/1011029	A25/1E	Bolt, 1/2" BSF						1	—	C	
28D/1011030	A25/2E	Bolt, 1/4" BSF						1	—	C	
28D/1011247	A25/13E	Bolt, 1/2" BSF						2	—	C	
28M/10290	AGS.2002/E/1	Nut, 1/2" BSF						4	—	C	
28W/9418920	SP.10/E	Washer						3	—	C	
28W/9418921	SP.13/E	Washer						1	—	C	
	10-20 F 8097A	MOUNTING , fuel gauge amplifier, assembly						1	—	—	KQ9
		(Mod. 956)									
10AJ/154	—	MOUNTING , anti-vibration						4	—	C	KQ9
		Attachments for Ref. No. 10AJ/154, Mounting :—									
28D/9140638	A25/4B	Bolt, 4 BA						4	—	C	
28M/10327	AGS.2002/B/1	Nut, 4 BA						4	—	C	
17354	10-20 F 8091A	MOUNTING , tray, assembly (Mod. 956)						1	—	C	KQ9
	10-20 F 2279ND	BRACKET , anti-vibration mounting, locatiou, 20 SWG						4	L.72	LM	KQ9
		Attachments for 10-20 F 2279ND, Bracket :—									
28D/14826	AS.1242/1/2B	Bolt, 4 BA						2	—	C	
28M/9403519	A27/BP	Nut, 4 BA						2	—	C	
28W/9419401	SP.10/B	Washer						2	—	C	
	10-20 F 2277ND	RETAINER , spring, 16 SWG						2	L.72	LM	KQ9
28FP/1070	DZUS S4/200/D12	SPRING						2	—	C	KQ9
	SMITH-WAYMOUTH										
6A/—	37/616/118-02	SPRING						2	—	C	KQ9
		Attachments for 10-20 F 8097A, Mounting :—									
28D/1007971	A25/1/2B	Bolt, 4 BA						16	—	C	
28W/9419465	SP.13/B	Washer						16	—	C	
26FC/2036	DHS.69/CC	Washer						3	LB.2	C	KQ9
19352	10-20 R 9359A	PANEL , mounting, coded "AHW," assembly						1	—	C	KQ9
		(Mod. 1183)									
		Attachments for 10-20 R 9359A, Panel :—									
28D/8300	AS.1242/1B	Bolt, 4 BA						3	—	C	
	—	DOORS , nose access (See sub-section KJ)						—	—	—	

**FUSELAGE
FUSELAGE STRUCTURE**

Ref. No.	Part No.	Description	No. off	Material Specification	Class of Store or L.M.	Plate No.
	—	DUCT and L.A.B.S. datum at stn. 167", group ... (Drg. No. 10-20 FS 15099)	1	—	—	KQ18
14075	10-20 FS 15119A	BLOCK , datum plate, assembly	1	—	C	KQ32 KQ18 KQ32
		Attachments for 10-20 FS 15119A, Block :—				
28D/1214872	AS.1246/10B	Bolt, 4 BA	2	—	C	
28M/10287	AGS.2001/B/1	Nut, 4 BA	2	—	C	
28W/9419401	SP.10/B	Washer	2	—	C	
	10-20 FS 14989A	BRACKET , attachment, assembly	1	—	—	KQ18
	10-20 FS 16145	PLATE , datum, 16 SWG	1	L.72	LM	KQ18
		Attachments for 10-20 FS 16145, Plate :—				
28D/9137408	AS.1246/3B	Bolt, 4 BA	3	—	C	
28W/9419448	AGS.2035/B	Washer, shakeproof	3	—	C	
	10-20 FS 15103A/ND	PLATE , side wall, aft, assembly	1	—	—	KQ18
	10-20 FS 15101ND	PLATE , side wall, aft, bare	1	L.72	LM	KQ18
	10-20 FS 15111ND	STRIP , rubber, 1/2" thick, shore hardness, 30°-40°	1	Natural rubber	LM	KQ18
	10-20 FS 15107A/ND	PLATE , sidewall, forward, assembly	1	—	—	KQ19
	10-20 FS 15105ND	PLATE , sidewall, forward, bare	1	L.72	LM	KQ18
	10-20 FS 15109ND	STRIP , rubber, 1/2" thick, shore hardness, 30°-40°	1	Natural rubber	LM	KQ18
	10-20 FS 12539A	FLOOR , Pilot's, assembly	1	—	—	KQ10
8587	10-20 FS 7789A	BEAM , floor, assembly	1	—	P	KQ10
		Spares for :—				
	10-20 FS 8187ND	ANGLE , 20 SWG	1	L.72	LM	KQ10
28M/12421	AGS.2018/C/1	NUT , 2 BA, anchor	4	—	C	
28M/11957	AGS.2007/C/1	NUT , 2 BA, anchor	1	—	C	
	10-20 FS 4209A	PLATE , mounting, fastener, assembly... ..	3	—	—	KQ10
28FP/5801336	ODDIE 324	CLIP	1	—	C	KQ10
	10 FS 4211ND	PLATE , bare	1	L.72	LM	KQ10
		Attachments for 10-20 FS 7789A, Beam :—				
28D/9436920	A25/1C	Bolt, 2 BA	5	—	C	
28W/9419475	SP.15/C	Washer	5	—	C	
	10-20 FS 1409A	BEAM , floor, outboard, assembly (Drg. No. 10-20 FS 7181)	1	—	—	KQ10
		Spares for :—				
	10 FS 4209A	PLATE , mounting, fastener, assembly... ..	3	—	—	KQ10
28FP/5801336	ODDIE 624	CLIP	1	—	C	
	10 FS 4211ND	PLATE , bare	1	L.72	LM	KQ10
	10-20 FS 15693	BRACKET , mounting, junction box, assembly (Mod. 332) (Ref. Drg. No. 10-20 FS 15799A)	1	—	—	KQ10
	10-20 FS 15797ND	BRACKET , bare, 20 SWG	1	L.72	LM	KQ10
28M/11957	AGS.2007/C/1	NUT , anchor, 2 BA	4	—	C	
8585	10-20 FS 9771A/ND	CHANNEL , false floor support, between inboard longitudinal member and Pilot's seat mounting, assembly (Drg. No. 10-20 FS 13809)	1	—	C	KQ10
8586	10-20 FS 9769A/ND	CHANNEL , false floor support, between outboard side beam and Pilot's seat mounting, assembly (Drg. No. 10-20 FS 13809)	1	—	C	KQ10
		Attachments for 10-20 FS 9771A/ND or 10-20 FS 9769A/ND, Channel :—				
28D/9436920	A25/1C	Bolt, 2 BA	2	—	C	
28D/1214091	AS.1242/2C	Bolt, 2 BA	2	—	C	
28M/10288	AGS.2001/C/1	Nut, 2 BA	2	—	C	
28W/9419475	SP.15/C	Washer	2	—	C	

**FUSELAGE
FUSELAGE STRUCTURE**

Ref. No.	Part No.	Description	No. off	Material Specification	Class of Score or L.M	Place No.
14623	10-20 FS 16423A	COVERS , closing, group (Drg. No. 10-20 FS 13549)	1	—	—	
10678	10-20 FS 14215ND	COVER , closing, aft, nosewheel tunnel, assembly Spares for :—	1	—	P	KQ10
28D/9138768	A25/1/2 C	NUT , anchor, 4 BA	1	—	C	KQ10
		Attachments for 10-20 FS 16423A, Cover :—				
		Bolt , 2 BA	8	—	C	
	10-20 FS 16611A	COVER , closing, centre, nosewheel tunnel, assembly (Mod. 619) (For spares use 10-20 FS 17227A/ND)	1	—	—	KQ10
15949	10-20 FS 17227A/ND	COVER , closing, centre, nosewheel tunnel, assembly (Spares condition)	1	—	P	
		Attachments for 10-20 FS 16611A, Cover :—				
28D/9138768	A25/1/2 C	Bolt , 2 BA	8	—	C	
	10-20 FS 16615A	COVER , closing, forward, nosewheel tunnel, assembly (Mod. 619) (For spares use 10-20 FS 17229A/ND)	1	—	—	KQ10
15948	10-20 FS 17229A/ND	COVER , closing, forward, nosewheel tunnel, assembly (Spares condition)	1	—	P	
		Attachments for 10-20 FS 16615A, Cover :—				
28D/9138768	A25/1/2 C	Bolt , 2 BA	5	—	C	
13889	10-20 CF 8409A/2	PLATE , closing, pipe, assembly (Mod. 358) ...	1	—	C	KQ10
		Attachments for 10-20 CF 8409A/2, Plate :—				
28D/9138768	A25/1/2 C	Bolt , 2 BA	3	—	C	
	10-20 FS 13515A	POST , beam support, assembly	1	—	—	KQ10
	10-20 FS 13517ND	CHANNEL , 18 SWG	1	L.72	LM	KQ10
28M/11957	AGS.2007/C/1	NUT , 2 BA	5	—	C	
		GAITER AND MOUNTING PLATFORM , control column, group (Drg. No. 10-20 FS 9657)	1	—	—	KQ11
8700	10-20 FS 9667A/ND	CLIP , gaiter, assembly	1	—	C	KQ11
		Attachments for 10-20 FS 9667A/ND, Clip :—				
28D/1011023	A25/20C	Bolt , 2 BA	1	—	C	
28M/10288	AGS.2001/C/1	Nut , 2 BA	1	—	C	
28W/9419402	SP.13/C	Washer	1	—	C	
17393	10-20 FS 16517A/ND	GAITER , control column, complete with platform, assembly	1	—	C	KQ11
15028	10-20 FS 16519A/ND	GAITER (less retaining plate), assembly ...	1	—	C	KQ11
	10-20 FS 9661ND	PLATE , retaining gaiter	1	L.72	LM	KQ11
		Attachments for 10-20 FS 9661ND, Plate :—				
28D/1013284	AS.1248/2C	Bolt , 2 BA	14	—	C	
8698	10-20 FS 8963A	PLATFORM , assembly	1	—	P	KQ11
	10-20 FS 9651A	PIN , gaiter, aft retaining, assembly	1	—	—	KQ11
	10-20 FS 10329ND	PIN , 3/8" dia. x 5"·06 long	1	S.92	LM	KQ11
	10-20 FS 9653ND	PLATE , locking, 14 SWG	1	S.510	LM	KQ11
	10-20 FS 9652A	PIN , gaiter, forward retaining, assembly ...	1	—	—	KQ11
	10-20 FS 10329ND	PIN , 3/8" dia. x 5"·06 long	1	S.92	LM	KQ11
	10-20 FS 9653ND	PLATE , locking, 14 SWG	1	S.510	LM	KQ11
		PANEL , between stns. 79"·5 and 97"·5, group (Drg. No. 10-20 FS 8001)	1	—	—	KQ11
14990	10-20 FS 11139	GAITER , rudder pedal connecting rod ...	2	—	C	KQ11
		(Mod. 665)				
14989	10-20 FS 11233	MOUNTING , sock/gaiter (Mod. 665) ...	2	—	C	KQ11
		Attachments for 10-20 FS 11233, Mounting :—				
28D/9140652	AS.1246/1C	Bolt , 2 BA	2	—	C	
28D/9436770	AS.1246/2C	Bolt , 2 BA	3	—	C	

FUSELAGE
FUSELAGE STRUCTURE

Ref. No.	Part No.	Description	No. off	Material Specification	Class of Store or L.M	Plate No.
13888	10-20 FS 15895A	PANEL , assembly (Mod. 358)	1	—	—	KQ10 KQ11
		Spares for :—				
	10-20 FS 15893ND	STRIP , sealing inboard (Make from standard section J.340, Ref. No. 26FN/1731)	1	—	LM	KQ11
28D/1007982	AS.1248/1C	Attachments for 10-20 FS 15895A, Panel :— Bolt, 2 BA	9	—	C	
	10-20 FS 9273A	PLATE , cover, assembly (For spares use 10-20 FS 14991A/ND)	1	—	—	KQ10 KQ11
11213	10-20 FS 14991A/ND	PLATE , cover, assembly (Spares condition) ... Attachments for 10-20 FS 9273A, Plate :—	1	—	C	
28D/1007982	AS.1248/1C	Bolt, 2 BA	5	—	C	
	10-20 FS 9287A	PLATE , cover, assembly (For spares use 10-20 FS 15035A/ND)	1	—	—	KQ10
11380	10-20 FS 15035A/ND	PLATE , cover, assembly (Spares condition) ... Spares for :—	1	—	C	
	10-20 FS 9291ND	STRIP , sealing, rubber (Make from standard section J.340, Ref. No. 26FN/1731)	1	—	LM	KQ10
28D/1007982	AS.1248/1C	Attachments for 10-20 FS 9287A, Plate :— Bolt, 2 BA	13	—	C	
15436	10-20 FS 17275A	PANEL , detachable, between stns. 107" and 118"-5, assembly (Mod. 643) Spares for :—	1	—	P	KQ10
28FP/5801336	ODDIE 324	CLIP	4	—	C	KQ10
15817	10-20 F 3465	COVER , fibreglass	1	—	C	KQ10
15818	10-20 F 3467	COVER , sealing, fibreglass	1	—	C	KQ10
19721	10-20 F 3469	LABEL , "Important.....stow against console."	1	—	C	KQ10
28FP/9110453	ODDIE 784	STUD	10	—	C	KQ10
29G/4173	CARR 550	STUD	2	—	C	KQ10
28FP/9424332	ODDIE 326	WASHER	10	—	C	KQ10
8584	10-20 FS 13803A	PANEL , detachable, between stns. 118"-5 and 127", assembly Spares for :—	1	—	P	KQ10
28FP/9110453	ODDIE 784	STUD	5	—	C	KQ10
28FP/1200135	ODDIE 325	STUD	3	—	C	KQ10
28FP/9424332	ODDIE 326	WASHER	8	—	C	KQ10
	10-20 FS 16397A	PANEL , fixed, between stns. 127" and 131", assembly Attachments for 10-20 FS 16397A, Panel :—	1	—	—	KQ10
28D/1007981	AS.1248/1C	Bolt, 2 BA	8	—	C	
	10-20 FS 10531A	PANEL , rear, assembly	1	—	—	KQ10
8588	10-20 FS 10529A/ND	COVER , detachable, assembly Spares for :—	1	—	P	KQ10
	10-20 FS 10521ND	GASKET , cork, 1/8" thick	1	DTD.789	LM	KQ10
	10-20 FS 7683ND	STRIP , reinforcing. 18 SWG	1	L.72	LM	KQ10
	—	STRUCTURE , around control column, group ... (Drg. No. 10-20 FS 8003)	1	—	—	
	10-20 FS 8133A	BEAM , floor, forward of control column, assembly Attachments for 10-20 FS 8133A, Beam :—	1	—	—	KQ10
3411	A25/1C/DHS.514/D	Bolt, 2 BA (Alternative S21/A25/1C)	4	—	C	KQ10
28W/9419475	SP.15/C	Washer	4	—	C	

FUSELAGE
FUSELAGE STRUCTURE

Ref. No.	Part No.	Description	No. off	Material Specification	Class of Score or LM	Plate No.
	10-20 FS 8465A	BEAM , floor, inboard of control column, assembly	1	—	—	KQ10
3411 28W/9419475	A25/1C/DHS.514/D SP.15/C	Attachments for 10-20 FS 8465A, Beam :— Bolt, 2 BA (Alternative S21/A25/1C)	4	—	C	KQ10
		Washer	4	—	C	
	10-20 FS 17291A	BEAM , floor, aft of control column, stn. 107", assembly	1	—	—	KQ10
3411 28W/9419475	A25/1C/DHS.514/D SP.15/C	Attachments for 10-20 FS 17291A, Beam :— Bolt, 2 BA (Alternative S21/A25/1C)	6	—	C	
		Washer	6	—	C	
	10-20 FS 17317A	BEAM , floor, outboard of control column, between stns. 97"-5 and 107", assembly	1	—	—	KQ10
28D/1007981	AS.1248/1/3C	Attachments for 10-20 FS 17317A, Beam :— Bolt, 2 BA	2	—	C	
3411 28W/9419475	A25/1C/DHS.514/D SP.15/C	Bolt, 2 BA (Alternative S21/A25/1C)	2	—	C	
		Washer	4	—	C	
8703	10 FS 2873	BOLT , stop, control column	2	—	C	KQ10
28M/1011470	A27/GT	Attachments for 10 FS 2873, Bolt :— Nut, 3/8" BSF	1	—	C	
8702	10-20 FS 8503	BRACKET , control column, forward stop ...	1	—	C	KQ10
4171 28W/9419475	A25/3C/DHS.514/D SP.15/C	Attachments for 10-20 FS 8503, Bracket :— Bolt, 2 BA (Alternative S21/A25/3C)	3	—	C	KQ10
		Washer	3	—	C	
8701	10-20 FS 10235	BRACKET , control column stop and Pilot's leg restraint aft anchorage	1	—	C	KQ10
4171 28D/9142406 28W/9419475	A25/3C/DHS.514/D AS.1248/3C SP.15/C	Attachments for 10-20 FS 10235, Bracket :— Bolt, 2 BA (Alternative S21/A25/3C)	3	—	C	KQ10
		Bolt, 2 BA	2	—	C	
		Washer	3	—	C	
8705	10-20 FS 10239	BRACKET , Pilot's leg restraint anchorage ...	1	—	C	KQ10
4171 28D/9142406 28W/9419475	A25/3C/DHS.514/D AS.1248/3C SP.15/C	Attachments for 10-20 FS 10239, Bracket :— Bolt, 2 BA (Alternative S21/A25/3C)	2	—	C	KQ10
		Bolt, 2 BA	2	—	C	
		Washer	2	—	C	
	10-20 FS 9931	PANEL , floor, inboard of control column ...	1	L.72	LM	KQ10
28D/1007981	AS.1248/1/3C	Attachments for 10-20 FS 9931, Panel :— Bolt, 2 BA	4	—	C	
	10-20 FS 8473A	PANEL , floor, outboard of control column ...	1	—	—	KQ10
12273	10-20 FS 15023A/ND	(For spares use 10-20 FS 15023A/ND) PANEL , floor, outboard of control column) ...	1	—	P	
		(Spares condition) Attachments for 10-20 FS 8473A, Panel :— Bolt, 2 BA	8	—	C	

FUSELAGE
FUSELAGE STRUCTURE

Ref. No.	Part No.	Description	No. off	Material Specification	Class of Store or L.M	Plate No.
26FN/3374	DHS.180 Mk. 2/X	TAG , union locking at stn. 81"-50... Attachments for DHS.180 Mk. 2/X, Tag :—	2	—	C	KQ10
28D/1010658	A25/1B	Bolt, 4 BA ...	1	—	C	
28M/10287	AGS.2001/B/1	Nut, 2 BA ...	1	—	C	
28W/9419465	SP.13/B	Washer ...	1	—	C	
—	—	FLOOR , rear, see under "Bulkhead, rear pressure group" of this sub-section	—	—	—	
—	—	FRAME , stn. 49"-0, group (Drg. Nos. 10-20 FS 11827 and 10-20 FS 14445A) Spares for :—	1	—	—	KQ12
28D/1013177	AS.1242/2E	BOLT , 1/4" BSF, scanner and T/R hoist support attachment	1	—	C	
—	—	BRACKETS , alignment sight, Port, group (Drg. No. 10-20 FS 20213) (Mod. 1068)	1	—	—	KQ16
—	—	BRACKETS , alignment sight, Starboard, group (Drg. No. 10-20 FS 20211) (Mod. 1068)	1	—	—	KQ16
17459	10-20 FS 20201A	BEARING , forward brackets, assembly	2	—	C	KQ16
17460	10-20 FS 20193A	BRACKET , support, at frame stn. 49", forward, Port	1	—	C	KQ16
17462	10-20 FS 20197A	BRACKET , support, at frame stn. 49", forward, Starboard	1	—	C	KQ16
—	—	Attachments for 10-20 FS 20193A or 10-20 FS 20197A, Bracket :—				
28D/9709461	AS.1242/3C	Bolt, 2 BA ...	4	—	C	
28M/10288	AGS.2001/C/1	Nut, 2 BA ...	4	—	C	
28W/9419402	SP.13/C	Washer ...	4	—	C	
17321	10-20 WC 40713ND	Washer, zinc, 0"-005-0"-008 thick (Mod. 1134)	QR	—	C	KQ16
17461	10-20 FS 20205A	BRACKET , support, at frame stn. 58"-44, rear, Port, assembly	1	—	C	KQ16
17463	10-20 FS 20206A	BRACKET , support, at frame stn. 58"-44, rear, Starboard, assembly	1	—	C	KQ16
—	—	Attachments for 10-20 FS 20205A or 10-20 FS 20206A, Bracket :—				
28D/9140647	A25/14C	Bolt, 2 BA ...	2	—	C	
28M/10288	AGS.2001/C/1	Nut, 2 BA ...	2	—	C	
28W/9419402	SP.13/C	Washer ...	2	—	C	
—	10-20 FS 20471ND	Washer, cover ...	1	L.72	LM	KQ16
—	10-20 FS 20217ND	Washer, packing ...	2	L.72	LM	KQ16
28M/10290	AGS.2001/E/1	NUT , 1/4" BSF, adjustment screws for bearing, forward brackets	4	—	C	
17458	10-20 FS 20189	SCREW , 1/4" BSF, adjustment of bearing, forward brackets	4	—	C	KQ16
28W/9418921	SP.13/E	WASHER , adjustment screws ...	4	—	C	
16574	10-20 FS 17649	BUSH , mounting level pin datum, bottom member, frame stn. 49", assembly (Mod. 942)	2	—	C	KQ13
20807	10-20 EC 8295A	CHAIN , "Pip" Pin attachment, on bottom member, assembly	1	—	C	KQ12
29H/4114	—	CHAIN , chandelier, 8"-0 long ...	QR	—	C	KQ12
28E/—	—	RING , split, 5/8" dia. ...	1	St. Steel	C	
12026	DHS.180 Mk. 1/Z	TAG ...	1	—	C	KQ12
—	10-20 FS 13037A	DIAPHRAGM , lower centre, assembly ...	1	—	—	KQ12
—	—	Attachments for 10-20 FS 13037A, Diaphragm :—				
28D/9133012	A25/3C	Bolt, 2 BA ...	3	—	C	
28M/10288	AGS.2001/C/1	Nut, 2 BA ...	3	—	C	
—	10-20 FS 21199ND	Packing, 24 SWG 2" x 0"-65 (Not required with 10-20 FS 21173A, Member) (See Page KQ23)	2	L.72	C	
28W/9419475	SP.15/C	Washer ...	3	—	C	

**FUSELAGE
FUSELAGE STRUCTURE**

Ref. No.	Part No.	Description	No. off						Material Specification	Class of Store or L.M	Plate No.
			1	2	3	4	5	6			
	10-20 FS 3913A	DIAPHRAGM , lower, Port, assembly (For spares use 10-20 FS 14125A/ND)						1	—	—	KQ12
2412	10-20 FS 14125A/ND	DIAPHRAGM , lower, Port, assembly (Spares condition)						1	—	C	
		Attachments for 10-20 FS 3913A, Diaphragm :—									
28D/9133011	A25/2C	Bolt, 2 BA						3	—	C	
28M/10288	AGS.2001/C/1	Nut, 2 BA						3	—	C	
28W/9419475	SP.15/C	Washer						3	—	C	
	10-20 FS 12809	DIAPHRAGM , lower, inboard, Port (For spares use 10-20 FS 16219ND)						1	—	—	KQ12
12962	10-20 FS 16219ND	DIAPHRAGM , lower, inboard, Port (Spares condition)						1	—	C	
	10-20 FS 12810	DIAPHRAGM , lower, inboard, Starboard (For spares use 10-20 FS 16220ND)						1	—	—	KQ12
12963	10-20 FS 16220ND	DIAPHRAGM , lower, inboard, Starboard (Spares condition)						1	—	C	
	10-20 FS 12811A	DIAPHRAGM , lower, outboard, Port, assembly (For spares use 10-20 FS 16215A/ND)						1	—	—	KQ12
12964	10-20 FS 16215A/ND	DIAPHRAGM , lower, outboard, Port, assembly (Spares condition)						1	—	C	
		Attachments for 10-20 FS 12809, 10-20 FS 12810 or 10-20 FS 12811A, Diaphragm :—									
28D/9133011	A25/2C	Bolt, 2 BA						3	—	C	
28M/10288	AGS.2001/C/1	Nut, 2 BA						3	—	C	
28W/9419475	SP.15/C	Washer						3	—	C	
17321	10-20 WC 40713ND	Washer, zinc, 0"-005-0"-008 thick (Mod. 1134) ... (Pre Mod. 1209)						QR	—	C	KQ12
	10-20 FS 3261A	DIAPHRAGM , Port, assembly (For spares use 10-20 FS 14411A/ND)						1	—	—	KQ12
10210	10-20 FS 14411A/ND	DIAPHRAGM , Port, assembly (Spares condition)						1	—	C	
		Attachments for 10-20 FS 3261A, Diaphragm :—									
28D/9133011	A25/2C	Bolt, 2 BA						3	—	C	
28M/10288	AGS.2001/C/1	Nut, 2 BA						3	—	C	
28W/9419475	SP.15/C	Washer						3	—	C	
	10-20 FS 12815	DIAPHRAGM , outboard, Starboard Attachments for 10-20 FS 12815, Diaphragm :—						1	L.73	—	KQ12
28D/9133011	A25/2C	Bolt, 2 BA						3	—	C	
28M/10288	AGS.2001/C/1	Nut, 2 BA						3	—	C	
28W/9419475	SP.15/C	Washer						3	—	C	
	10-20 FS 3931A	DIAPHRAGM , upper, Port, assembly (For spares use 10-20 FS 14119A/ND)						1	—	—	KQ12
2409	10-20 FS 14119A/ND	DIAPHRAGM , upper, Port, assembly (Spares condition)						1	—	C	
		Attachments for 10-20 FS 3931A, Diaphragm :—									
28D/9133011	A25/2C	Bolt, 2 BA						3	—	C	
28M/10288	AGS.2001/C/1	Nut, 2 BA						3	—	C	
28W/9419475	SP.15/C	Washer						3	—	C	
	—	ELECTRICAL COMPONENTS (See appropriate electrical sub-section)						—	—	—	
18905	10-20 Z 35145ND	FITTING , end, bottom, frame stn. 49°0 (Drg. No. 10-20 Z 34147) (For retrospective action only) (Mod. 1209)						1	—	C	KQ12
		Attachments for 10-20 Z 35145ND, Fitting :—									
28D/9133012	A25/3C	Bolt, 2 BA						1	—	C	
28D/1200119	A25/4C	Bolt, 2 BA						2	—	C	
28M/9403520	A27/CP	Nut, 2 BA						3	—	C	
28W/9419402	SP.13/C	Washer						3	—	C	

**FUSELAGE
FUSELAGE STRUCTURE**

Ref. No.	Part No.	Description	No. off	Material Specification	Class of Store or L.M	Plate No.
	10-20 FS 13159A	FRAME , stn. 49"-0 assembly	1	—	—	KQ12
7911	10-20 FS 8907	BOLT , hinge and bottom member joint	2	S.96	C	KQ12
1655	DHS.358/3C	BOLT , 2 BA, member joint	24	S.96	C	KQ12
	10-20 FS 20899A	MEMBER , bottom, assembly (Mod. 1209) (Alternative to 10-20 FS 21173A) (For spares use 10-20 FS 20943A/ND)	1	—	—	KQ12
17898	10-20 FS 20943A/ND	MEMBER , bottom, assembly (Spares condition) (Mod. 1209)	1	—	P	
	10-20 FS 21173A	MEMBER bottom, assembly (Alternative to 10-20 FS 20899A) (For spares use 10-20 FS 21229A/ND)	1	—	—	KQ12
20519	10-20 FS 21229A/ND	MEMBER , bottom, assembly (Spares condition)	1	—	C	
		Spares for :—				
12175	10-20 FS 2951	BUSH , latch bolt bearing	2	DTD.197	C	KQ13
12176	10-20 FS 2953	BUSH , latch bolt bearing	2	DTD.197	C	KQ13
	ROSS LTD. 8-750-711	MOUNTING , armament alignment projector, forward, complete with jacking bolt, pellet and grub screw	1	—	—	KQ13
		Spares for :—				
26893 16899	ROSS LTD. 8-750-098	BOLT , jacking	1	—	C	KQ13
		Attachment for 8-750-711, Mounting :—				
28M/1006473	A27/CT	Nut, 2 BA	3	—	C	
28S/9435786	AS.2993/9C	Screw, 2 BA	3	—	C	
	10-20 FS 12003	PLATE , packing, micro-switch mounting, 2"-1 x 1"-0 x 0"-9	1	L.71	LM	KQ12
18245	10-20 A 5559	WASHER , under projector mounting	1	L.64	C	KQ13
	10-20 FS 20883A	MEMBER , side, frame stn. 49"-0, Port, assembly (Mod. 1080) (For spares use 10-20 FS 20973A/ND)	1	—	—	KQ12
18237	10-20 FS 20973A/ND	MEMBER , side, frame stn. 49"-0, assembly (Spares condition)	1	—	P	
		Spares for :—				
7910	10-20 FS 5305	BOLT , stop, 2 BA, selector mechanism lever and latch mechanism lever	2	S.96	C	KQ12
		Attachments for 10-20 FS 5305, Bolt :—				
28M/10288	AGS.2001/C/1	Nut, 2 BA	1	—	C	
26FC/2036	DHS.69/CC	Washer, shim	1	LB.2	C	KQ12
12188	10-20 FS 5665	BUSH , latch bolt aft bearing } (See Repair section PA)	1	DTD.197	C	KQ13
12189	10-20 FS 5667	BUSH , latch bolt aft bearing }	1	DTD.197	C	KQ13
12175	10-20 FS 2951	BUSH , latch bolt forward bearing	1	DTD.197	C	KQ13
12176	10-20 FS 2953	BUSH , latch bolt forward bearing	1	DTD.197	C	KQ13
11729	10-20 FS 6897	BUSH , micro-switch lever (See Repair section PA)	1	DTD.197	C	KQ12
	10-20 FS 17655A	MEMBER , top, frame stn. 49"-0, assembly (Mod. 888) (For spares use 10-20 FS 17887A/ND)	1	—	—	KQ12
16692	10-20 FS 17887A/ND	MEMBER , top, assembly (Spares condition) (Mod. 888)	1	—	P	
		Spares for :—				
12176	10-20 FS 2953	BUSH , latch bolt, on aft bearing	2	DTD.197	C	KQ13
12175	10-20 FS 2951	BUSH , latch bolt, on forward bearing	2	DTD.197	C	KQ13
		NOSE OPERATING MECHANISM (Including nose hinge. See Sub-section KN)	—	—	—	
28M/9403520	A27/CP	NUT , 2 BA, member joint	22	—	C	
29G/4137	CARR 759	STUD , fastener, durable "dot" (Mod. 888)	14	—	C	KQ12
		Attachments for CARR 759, Stud :—				
28D/1007468	AS.1242/3B	Bolt, 4 BA	1	—	C	
28M/10327	AGS.2002/B/1	Nut, 4 BA	1	—	C	
28W/9419465	SP.13/B	Washer	1	—	C	
17324	10-20 WC 40715ND	Washer, zinc, 0"-005-0"-008 thick (Mod. 1134)	1	—	C	KQ12

FUSELAGE
FUSELAGE STRUCTURE

Ref. No.	Part No.	Description	No. off	Material Specification	Class of Store or L.M	Plate No
	10-20 FS 14619A	BRACKET , channel, on top stringer, power correction unit, inboard, Starboard, assembly (Drg. No. 10-20 FS 10643)	2	L.72	—	KQ17
	10-20 FS 14617ND	BRACKET , bare, 18 SWG	1	L.72	LM	KQ17
	10-20 FS 14623A	BRACKET , channel, on top stringer, power correction unit, outboard, Starboard, assembly (Drg. No. 10-20 FS 10643)	3	L.72	—	KQ17
	10-20 FS 14621ND	BRACKET , bare, 18 SWG	1	L.72	LM	KQ17
	—	BRACKETS , control unit, at canopy jettison pulley bracket, on top stringer, Port, group (Drg. No. 10-20 FS 8545)	1	—	—	
13430	10-20 FS 8360	BRACKET , lower Attachments for 10-20 FS 8360, Bracket :—	1	—	C	KQ19
28D/1008149	A25/2B	Bolt, 4 BA	2	—	C	
28M/9403519	A27/BP	Nut, 4 BA	2	—	C	
28W/9132080	SP.11/B	Washer	2	—	C	
13429	10-20 FS 8359	BRACKET , upper Attachments for 10-20 FS 8359, Bracket :—	1	—	C	KQ19
28D/1200119	A25/4C	Bolt, 2 BA	2	—	C	
28D/1008149	A25/2B	Bolt, 4 BA	1	—	C	
28M/10288	AGS.2001/C/1	Nut, 2 BA	2	—	C	
28M/9403519	A27/BP	Nut, 4 BA	1	—	C	
28W/9132080	SP.11/B	Washer	1	—	C	
28W/9419402	SP.13/C	Washer	2	—	C	
14933	10-20 FS 8751	STIFFENER	1	—	C	KQ19
8621	10-20 FS 7693	BRACKET , locating, radar carrier, at vertical beams Attachments for 10-20 FS 7693, Bracket :—	2	—	P	KQ17
28D/9133011	A25/2C	Bolt, 2 BA	4	—	C	
28M/10288	AGS.2001/C/1	Nut, 2 BA	4	—	C	
28W/9419454	SP.10/C	Washer	4	—	C	
		BRACKET , mounting, servo-coupler, group (Drg. No. 10-20 N 21077)	1	—	—	KQ19
16564	10-20 N 15633	BOLT , tie Attachments for 10-20 N 15633, Bolt :—	2	—	C	KQ19
28P/1013002	SP4/Y/B9	Pin, shackle	2	—	C	
28P/9527619	SP.90/C7	Pin, split (SP.9/C8)	2	—	C	
28W/9419454	SP.10/C	Washer	2	—	C	
	10-20 N 15631A	BRACKET , mounting and back plate, assembly Spares for :—	1	—	—	KQ19
16567	10-20 N 15627A	BRACKET , assembly	2	—	C	KQ19
	10-20 N 21029A	BRACKET , assembly	1	—	—	KQ19
28M/13774	AGS.2019/B/1	NUT , 4 BA, anchor	3	—	C	
	10-20 N 15629ND	PLATE , back, 18 SWG	1	L.72	LM	KQ19
		Attachments for 10-20 N 15631A, Bracket :—				
28D/9436920	A25/1C	Bolt, 2 BA	4	—	C	
28M/10328	AGS.2002/C/1	Nut, 2 BA	4	—	C	
28W/9419402	SP.13/C	Washer	6	—	C	

FUSELAGE
FUSELAGE STRUCTURE

Ref. No.	Part No.	Description	No. of	Material Specification	Use of Core or 24	Plate No.
	—	GENERATOR , servo (See sub-section ECJ)	—	—	—	
16565	10-20 N 15635	NUT , strap retaining	2	—	C	KQ19
	10-20 N 15639A	STRAP , assembly	2	—	—	KQ19
	10-20 N 15641ND	Spares for :— PAD , strap, $\frac{1}{16}$ " thick	1	Neo-K-Tex	LM	KQ19
	10-20 N 15643ND	STRAP , bare, 20 SWG	1	S.510	LM	KQ19
16566	10-20 N 15637	TRUNNION	1	—	C	KQ19
28P/1013002	SP4/Y/B9	Attachments for 10-20 N 15639A, Strap :—				
28P/1007741	SP.9/C8	Pin, shackle	2	—	C	
28W/9419402	SP.13/C	Pin, split	2	—	C	
		Washer	2	—	C	
8912	10-20 F 1147	BRACKET , mounting, P.A.S. Mk. 1, on aft face top, Port (undrilled)	1	L.72	C	KQ19
28D/1200119	A25/4C	Attachments for 10-20 F 1147, Bracket :—				
28M/10288	AGS.2001/C/1	Bolt, 2 BA	4	—	C	
28W/9419402	SP.13/C	Nut, 2 BA	4	—	C	
		Washer	4	—	C	
9171	10-20 F 1895A	BRACKET , mounting, P.A.S. Mk. 1, on aft face top stiffener, between vertical beams, assembly (Drg. No. 10-20 FS 10503)	2	—	P	KQ19
28D/9133012	A25/3C	Attachments for 10-20 F 1895A, Bracket :—				
28M/9403520	A27/CP	Bolt, 2 BA	4	—	C	
28W/9419402	SP.13/C	Nut, 2 BA	4	—	C	
		Washer	4	—	C	
8909	10-20 F 1449	BRACKET , mounting P.A.S. Mk. 1, on aft face, top stiffener, between vertical beams, (Drg. No. 10-20 FS 10503)	1	L.122	C	KQ19
28D/9133012	A25/3C	Attachments for 10-20 F 1449, Bracket :—				
28M/9403520	A27/CP	Bolt, 2 BA	2	—	C	
28W/9419402	SP.13/C	Nut, 2 BA	2	—	C	
		Washer	2	—	C	
	10-20 FS 15889A	BRACKET , mounting, radar magnetic switch, on forward face, lower, Starboard, L.H., assembly	1	L.72	—	KQ17
	10-20 FS 15891ND	BRACKET , bare, 18 SWG	1	L.72	LM	KQ17
	10-20 FS 15890A	BRACKET , mounting, radar magnetic switch, on forward face, lower, Starboard R.H., assembly	1	L.72	—	KQ17
	10-20 FS 15892ND	BRACKET , bare, 18 SWG	1	L.72	LM	KQ17
28D/9133011	A25/2C	Attachments for 10-20 FS 15889A or 10-20 FS 15890A, Bracket :—				
28M/9403520	A27/CP	Bolt, 2 BA	2	—	C	
28W/9419402	SP.13/C	Nut, 2 BA	2	—	C	
		Washer	2	—	C	
	10-20 N 7739A	BRACKET , mounting, rectifier on aft face, Port, assembly	1	—	—	KQ19
28M/12153	10-20 N 7737ND	BRACKET , bare, 20 SWG	1	L.72	LM	KQ19
	AGS.2007/B/1	NUT , anchor, 4 BA	2	—	C	
	10-20 N 6481A	BRACKET , mounting, terminal block, on aft face, lower, Port, assembly	1	—	—	KQ19
28M/13774	10-20 N 6479ND	BRACKET , bare, 20 SWG	1	L.72	LM	KQ19
	AGS.2019/B/1	NUT , anchor, 4 BA	2	—	C	

FUSELAGE
FUSELAGE STRUCTURE

Ref. No.	Part No.	Description						No. off	Material Specification	Class of Score or L.M.	Plate No.
		1	2	3	4	5	6				
	10-20 F 1865A							1	—	—	KQ17
28M/12153	10-20 F 1867ND							1	L.72	LM	KQ17
	AGS.2007/B/1							4	—	C	
	10-20 FS 14295A							2	—	—	KQ19
28M/9435067	10-20 FS 14305ND							1	L.72	LM	KQ19
	AGS.2008/C/1							1	—	C	
	10-20 FS 11487A							1	—	—	KQ17
	10-20 FS 11491ND							1	L.72	LM	KQ18
	10-20 FS 11489ND							1	L.72	LM	KQ18
	10-20 FS 11493ND							1	L.72	LM	KQ18
	10-20 FS 14347ND							1	L.72	LM	KQ18
	10-20 FS 14345ND							1	L.72	LM	KQ18
	10-20 FS 11495A							1	—	—	KQ17
	10-20 FS 11499ND							1	L.72	LM	KQ18
	10-20 FS 11497ND							1	L.72	LM	KQ18
	10-20 FS 11501ND							1	L.72	LM	KQ18
	10-20 FS 14343ND							1	L.72	LM	KQ18
	10-20 FS 14341ND							1	L.72	LM	KQ18
								Attachments for 10-20 FS 11487A or 10-20 FS 11495A, Bracket :—			
28D/9133011	A25/2C							6	—	C	
28M/9403520	A27/CP							6	—	C	
28W/9419402	SP.13/C							6	—	C	
8914	10-20 FS 6605							1	L.122	C	KQ19
								Attachments for 10-20 FS 6605, Bracket :—			
28D/1200119	A25/4C							3	—	C	
28M/12088	AGS.2001/C/1							3	—	C	
28W/9419475	SP.15/C							3	—	C	
	10-20 FS 3437A							1	—	—	KQ17
	10-20 FS 3433ND							1	—	—	KQ17
	10-20 FS 3434ND							1	—	—	KQ17
	10-20 FS 3435ND							1	L.72	LM	KQ17
	10-20 FS 10697A							1	—	—	KQ17
	10-20 FS 3355ND							1	L.72	LM	KQ17
28M/13307	AGS.2018/B/1							1	—	C	
12631	10-20 R 3353							1	L.72	C	KQ17
								Attachments for 10-20 R 3353, Bracket :—			
28D/9133011	A25/2C							4	—	C	
28M/10288	AGS.2001/C/1							4	—	C	
28W/9419402	SP.13/C							4	—	C	

FUSELAGE
FUSELAGE STRUCTURE

Ref. No.	Part No.	Description	No. off	Material Specification	Class of Store or L.M	Place No.
8913	10-20 FS 7633	BRACKET , support, windscreen strut and gyro gun sight retraction unit	1	DTD.304	P	KQ19
		Attachments for 10-20 FS 7633, Bracket :—				
28D/9133012	A25/3C	Bolt, 2 BA	8	—	C	
28D/1200119	A25/4C	Bolt, 2 BA	4	—	C	
28M/10288	AGS.2001/C/1	Nut, 2 BA	12	—	C	
28W/9419402	SP.13/C	Washer	12	—	C	
8915	10-20 FS 7135	BRACKET , transmitter/receiver mounting attachment, on forward face lower, Port	1	L.65	C	KQ17
		Attachments for 10-20 FS 7135, Bracket :—				
28D/9133013	A25/5C	Bolt, 2 BA	4	—	C	
28M/9403520	A27/CP	Nut, 2 BA	4	—	C	
8916	10-20 FS 7133ND	Shim	1	LA.3	C	KQ17
28W/9419475	SP.15/C	Washer	1	—	C	
	10-20 FS 8229	MOUNTING , pipe clamp block, on forward face, outboard side of outboard dish	1	—	—	KQ17
	10-20 FS 8231ND	MOUNTING , bare, 18 SWG	1	L.72	LM	KQ17
28M/9144673	AGS.2019/C/1	NUT , anchor, 2 BA	1	—	C	
8907	10-20 FS 2457A	MOUNTING , scanner strut, assembly	1	—	P	KQ17
		Attachments for 10-20 FS 2457A, Mounting :—				
28D/9133013	A25/5C	Bolt, 2 BA	4	—	C	
28D/1008145	A25/6E	Bolt, 1" BSF	4	—	C	
28M/100647	A27/CT	Nut, 2 BA	4	—	C	
28M/12931	A27/ET	Nut, 1" BSF	4	—	C	
28W/9418920	SP.10/E	Washer	4	—	C	
28W/9419402	SP.13/C	Washer	4	—	C	
28W/9418921	SP.13/E	Washer	4	—	C	
10679	DHS.828/B/1	NUT , anchor, 4 BA, inboard of transformer unit outer support bracket, upper forward face, Starboard (Mod. 827) (Ref. Drg. No. 10-20 FS 10643)	2	—	C	KQ17
	—	PICK-UP , sling, on forward face, at top of vertical beam, Port, group	1	—	—	
	—	PICK-UP , sling, on forward face, at top of vertical beam, Starboard, group	1	—	—	
	10-20 FS 2421	PICK-UP , sling, Port	1	L.53	—	KQ17
	10-20 FS 2422	PICK-UP , sling, Starboard	1	L.53	—	KQ17
		Attachments for 10-20 FS 2421 or 10-20 FS 2422, Pick-up :—				
28D/9133012	A25/3C	Bolt, 2 BA	4	—	C	
28D/7002428	A25/6C	Bolt, 2 BA	4	—	C	
28M/9403520	A27/CP	Nut, 2 BA	8	—	C	
28W/9419454	SP.10/C	Washer	4	—	C	
28W/9419402	SP.13/C	Washer	4	—	C	
8420	10 FS 5185	PLUG	1	L.64	C	KQ17
28W/1009699	SP.55/C	WASHER , spring } (Drg. No. 10-20 FS 4473)	1	—	C	
	10-20 FS 13157A/ND	PLATE , anchor, cable clip attachment, on aft face, Starboard, assembly	3	—	—	KQ19
28M/9434253	AGS.2007/B/1	NUT , anchor, 4 BA	1	—	C	
	10-20 FS 13155ND	PLATE , bare, 18 SWG	1	L.72	LM	KQ19
	10-20 S 3033A	PLATE , anchor, A.S.I. pipes on rear face of front bulkhead, Port and Starboard, assembly	1	—	—	KQ19
28M/13774	AGS.2019/B/1	NUT , anchor, 4 BA	1	—	C	
	10-20 S 8469ND	PLATE , bare, 20 SWG	1	L.72	LM	KQ19

FUSELAGE
FUSELAGE STRUCTURE

Ref. No.	Part No.	Description	No. off	Material Specification	Class of Store or L.M	Plate No.
28M/13774	10-20 S 10251A	PLATE , anchor, A.S.I. pipes on rear face of front bulkhead, Port, Assembly	2	—	—	KQ19
	AGS.2019/B/1	NUT , anchor, 4 BA	1	—	C	
	10-20 S 10253ND	PLATE , bare, 20 SWG	1	L.72	LM	KQ19
	10-20 FS 12317	PLATE , blanking, on front face, lower, Starboard	1	L.72	LM	KQ17
28D/9133011	A25/2C	Attachments for 10-20 FS 12317, Plate :— Bolt, 2 BA	8	—	C	
	10-20 FS 12313A	Plate, nut, assembly	1	L.72	—	KQ17
28M/11957	10-20 FS 12315ND	Plate, bare, 18 SWG	1	L.72	LM	KQ17
	AGS.2007/C/1	Nut, anchor, 2 BA	8	—	C	
28W/9419475	SP.15/C	Washer	8	—	C	
	10-20 FS 12323	Washer, sealing, 1/8" thick	1	DTD.762	LM	KQ17
	10-20 FS 15687A	PLATE , mounting, power correction unit, on front face, top stringers, Starboard, assembly	1	—	—	KQ17
	10-20 FS 15645A	PLATE , mounting, assembly Spares for :—	1	—	—	KQ17
	10-20 FS 15647ND	PLATE , bare, 18 SWG	1	L.72	LM	KQ17
	10-20 FS 15683ND	PLATE , packing (Make from DHS.877/C16)	5	L.72	LM	KQ17
	10-20 FS 15685ND	STIFFENER , 18 SWG	1	L.72	LM	KQ17
28D/9133011	A25/2C	Attachments for 10-20 FS 15687A, Plate :— Bolt, 2 BA	4	—	C	
	7199	Bolt, 2 BA	1	—	C	
28W/9419404	SP.16/C	Washer	5	—	C	
	10-20 FS 8541A	PLATE , mounting, windscreen temperature control valve, on forward face, assembly	4	—	—	KQ17
28M/10245	AGS.2014/C/11	NUT , anchor, floating, 2 BA	1	—	C	
	10-20 FS 8543ND	PLATE , bare, 18 SWG	1	L.72	LM	KQ17
	10-20 FS 12657A	CLEAT , Pilot's R.H. console attachment, at R.H. noswheel wall, assembly (Mod. 358)	1	—	—	KQ14
28M/9435067	10-20 FS 12659ND	CLEAT , bare, 14 SWG	1	L.72	LM	KQ14
	AGS.2008/C/1	NUT , anchor, 2 BA	1	—	C	
28M/9435067	10-20 FS 15865A	CLEAT , Pilot's R.H. console attachment, at R.H. noswheel wall, forward of stn. 108" 35	1	—	—	KQ14
	10-20 FS 15971ND	CLEAT , bare, 14 SWG	1	L.72	LM	KQ14
	AGS.2008/C/1	NUT , 2 BA	1	—	C	
	—	COVER , noswheel, forward of front bulkhead, group (Drg. No. 10-20 FS 11515)	1	—	—	KQ20
	10-20 FS 17493A	BRACKET , support, noswheel cover, assembly (Mod. 805) (For spares use 10-20 FS 17749A/ND)	1	—	—	KQ20
16174	10-20 FS 17749A/ND	BRACKET , support, noswheel cover, assembly (Spares condition)	1	—	P	
	—	Spares for :—				
16687	10-20 A 3109	MOUNTING , projector, Starboard, complete with jacking bolt, eccentric bush, pellet and grub screw (Make from ROSS Part No. 8-750-712) (Mod. 805)	1	—	P	KQ20
	—	Spares for :—				
20483	16899	BOLT , jacking	1	—	C	KQ20
	16685	BUSH , eccentric	1	—	C	KQ20

**FUSELAGE
FUSELAGE STRUCTURE**

Ref. No.	Part No.	Description	No. off	Material Specification	Class of Store or L.M	Plate No.
	ROSS LTD. 8-750-711	MOUNTING , rear projector, complete with jacking bolt pellet and grub screw	1	—	—	KQ20
20483	ROSS LTD. 8-750-098	Spares for :— BOLT , jacking	1	—	C	KQ20
		Attachments for 10-20 A 3109 or 8-750-711, Mounting :—				
28M/1006473	A27/CT	Nut, 2 BA	3	—	C	
28S/1214122	AS.2993/7C	Screw, 2 BA	3	—	C	
28M/11957	AGS.2007/C/1	NUT , 2 BA, anchor	7	—	C	
28M/12421	AGS.2018/C/1	NUT , 2 BA, anchor	2	—	C	
15023	10-20 FS 16895A	COVER , half, forward end of rocket pack, inboard portion, Port, assembly	1	—	P	KQ20
15025	10-20 FS 16896A	COVER , half, forward end of rocket pack, inboard portion, Starboard, assembly	1	—	P	KQ20
		Attachments for 10-20 FS 16895A or 10-20 FS 16896A, Cover :—				
28D/9140202	AS.1246/1C	Bolt, 2 BA	8	—	C	
28D/1007981	AS.1248/1/2C	Bolt, 2 BA	4	—	C	
28W/9419475	SP.15/C	Washer	9	—	C	
15022	10-20 FS 16891	COVER , half, forward end of rocket pack, outboard portion, Port	1	—	C	KQ20
15024	10-20 FS 16892	COVER , half, forward end of rocket pack, outboard portion, Starboard	1	—	C	KQ20
		Attachments for 10-20 FS 16891 or 10-20 FS 16892, Cover :—				
28D/9140202	AS.1246/1C	Bolt, 2 BA	18	—	C	
28W/9419475	SP.15/C	Washer	18	—	C	
	—	COVER , nosewheel, Starboard side, group (Drg. No. 10-20 FS 12519)	1	—	—	
		Spares for :—				
	10-20 FS 12387A	ANGLE , attachment, Starboard side, nose-wheel cover, assembly (For spares use 10-20 FS 15375A/ND)	1	—	—	KQ21
11955	10-20 FS 15375A/ND	ANGLE , attachment, Starboard side, nose-wheel cover, assembly (Spares condition)	1	—	P	
	10-20 FS 12373A	COVER , Starboard, assembly (For spares use 10-20 FS 15151A/ND)	1	—	—	KQ21
11412	10-20 FS 15151A/ND	COVER , Starboard, assembly (Spares condition)	1	—	P	
	10-20 FS 13457A/ND	CRADLE , accumulator, inner, assembly ...	1	—	—	KQ21
	10-20 FS 13459A/ND	CRADLE , accumulator, outer, assembly	1	—	—	KQ21
		Spares for :—				
	10-20 FS 12397A	BLOCK , seating, assembly	1	—	—	KQ21
	10-20 FS 12399ND	BLOCK	1	LFS.21	LM	KQ21
	10-20 FS 12401ND	LINER , cork, 1/16" thick	1	DTD.762	LM	KQ21
		Attachments for 10-20 FS 12397A, Block :—				
28D/9140639	A25/11B	Bolt, 4 BA	3	—	C	
28M/9403519	A27/BP	Nut, 4 BA	3	—	C	
28W/9419465	SP.13/B	Washer	3	—	C	

FUSELAGE
FUSELAGE STRUCTURE

Ref. No.	Part No.	Description	No. off	Material Specification	Class of Store or L.M	Plate No.
28U/9482591	AS.2426	SCREW , clamping, 2 BA	1	—	C	
	AS.2424/4	STRAP (Make from Ref. No. 30B/1734) Attachments for AS.2424/4, Strap :—	1	L.72	LM	KQ21
28P/1040	SP4Y/D18	Pin, shackle	2	—	C	
28P/9527619	SP.90/C7	Pin, split (SP.9/C8)	2	—	C	
	AS.2811/6/105	Tube, distance, $\frac{3}{8}$ " o/d x 17 SWG x 1"-05 long	2	L.62	LM	KQ21
28W/9419405	SP.15/E	Washer	2	—	C	
28U/13999	AS.2427	TRUNNION	1	—	C	KQ21
28U/14001	AS.2429	TRUNNION	1	—	C	KQ21
	10-20 FS 13213	PLATE , cover, around hydraulic pipes, 18 SWG Attachments for 10-20 FS 13213, Plate :—	1	L.72	LM	KQ21
28D/1007980	AS.1246/1C	Bolt, 2 BA	4	—	C	
28W/9419402	SP.13/C	Washer	4	—	C	
	10-20 FS 16085A	PLATE , side, Starboard, assembly (Mod. 358) (For spares use 10-20 FS 17037A/ND)	1	—	P	KQ21
15079	10-20 FS 17037A/ND	PLATE , side, Starboard, assembly (Spares condition)	1	—	P	
	10-20 FS 6669A	COVER , top, nosewheel, assembly (For spares use 10-20 FS 16473A/ND)	1	—	—	KQ20
14175	10-20 FS 16473A/ND	COVER , top, nosewheel, assembly (Spares condition)	1	—	P	
	—	MOUNTINGS , ranging unit, group (Drg. No. 10-20 FS 13257)	1	—	—	KQ21
8928	10-20 R 2207A	CHASSIS , ranging unit, assembly Spares for :—	1	—	P	KQ21
20807	10-20 EC 8295A	CHAIN , assembly	2	—	C	KQ21
29H/4114	—	CHAIN , 8"-0 long	QR	—	C	KQ21
28E/18881	—	RING , split, $\frac{3}{8}$ " dia.	2	—	C	
12026	DHS.180 Mk. 1/Z	TAG	1	—	C	KQ21
28FP/9432062	AVDEL LTD. A.413	PIN , "Pip," quick release	2	—	C	KQ21
		Attachments for 10-20 R 2207A, Chassis :—				
28D/1010031	A25/8E	Bolt, $\frac{1}{2}$ " BSF	4	—	C	
28M/10290	AGS.2001/E/1	Nut, $\frac{1}{2}$ " BSF	4	—	C	
28W/9418920	SP.10/E	Washer	4	—	C	
	10-20 FS 12403A	FRAME , mounting, ranging unit chassis, assembly (For spares use 10-20 FS 15157A/ND)	1	—	—	KQ21
11413	10-20 FS 15157A/ND	FRAME , mounting, ranging unit chassis, assembly (Spares condition)	1	—	P	
		Attachments for 10-20 FS 12403A, Frame :—				
28D/9436920	A25/1C	Bolt, 2 BA	7	—	C	
28M/10288	AGS.2001/C/1	Nut, 2 BA	7	—	C	
28W/9419454	SP.10/C	Washer	4	—	C	
28W/9419402	SP.13/C	Washer	3	—	C	

FUSELAGE
FUSELAGE STRUCTURE

Ref. No.	Part No.	Description	No. off	Material Specification	Class of Store or L.M	Place No.
10AJ/169	—	MOUNTING , anti-vibration Attachments for Ref. No. 10AJ/169, Mounting (per set) :—	4	—	C	
28D/1010658	A25/1B	Bolt, 4 BA	16	—	C	
28M/10287	AGS.2001/B/1	Nut, 4 BA	12	—	C	
28W/9419465	SP.13/B	Washer	16	—	C	
8921	10-20 FS 6677	PANEL , detachable, nose wheel cover Attachments for 10-20 FS 6677, Panel :—	1	—	C	KQ20
28D/1007982	AS.1248/1C	Bolt, 2 BA	15	—	C	
28D/1013284	AS.1248/2C	Bolt, 2 BA	3	—	C	
28D/9137409	AS.1246/2C	Bolt, 2 BA	2	—	C	
	10-20 FS 12831A	PANEL , nose wheel, Port, assembly (For spares use 10-20 FS 14897A/ND)	1	—	—	KQ20
11127	10-20 FS 14897A/ND	PANEL , nose wheel, Port, assembly (Spares condition) Attachments for 10-20 FS 12831A, Panel :—	1	—	P	
28D/9133013	A25/5C	Bolt, 2 BA	2	—	C	
28M/9403520	A27/CP	Nut, 2 BA	2	—	C	
28W/9419475	10-20 FS 5277 SP.15/C	Piece, distance, 0"-50 o/d x 0"-29 thick Washer	2 2	L.64 —	LM C	KQ20
	10-20 FS 11461A	PANEL , nose wheel cover, Starboard, assembly (For spares use 10-20 FS 15047A/ND)	1	—	—	KQ20
11952	10-20 FS 15047A/ND	PANEL , nose wheel cover, Starboard, assembly (Spares condition)	1	—	P	
8918	10-20 UN 823	PRONG , locking Attachments for 10-20 UN 823, Prong :—	1	—	C	KQ20
28D/9133012	A25/3C	Bolt, 2 BA	4	—	C	
28M/10288	AGS.2001/C/1	Nut, 2 BA	4	—	C	
28W/9419402	10-20 FS 12305ND SP.13/C	Packing Washer	1 4	L.72 —	LM C	KQ20
	—	FLOOR , cockpit, group (Drg. Nos. 10-20 FS 11785, 10-20 FS 9921A, 10-20 FS 9923, 10-20 FS 11603, 10-20 FS 11605)	1	—	—	
	—	ADAPTER , oxygen supply, at centre joint of cockpit floor (See sub-section QU)	—	—	—	
	10-20 CF 14001	BLOCK , fairlead, at stn. 111°-0, Starboard (Mod. 974) Attachments for 10-20 CF 14001, Block :—	1	LFB.21 or 23	LM	KQ23
28D/1200119	A25/4C	Bolt, 2 BA	1	—	C	
28M/1006473	A27/CT	Nut, 2 BA	1	—	C	
28W/9419402	SP.13/C	Washer	1	—	C	
9007	10-20 FS 9951	BOLT , mounting, radar lock-follow mounting tray, on Starboard floor, forward	1	—	C	KQ23
	10-20 FS 9187A	BRACKET , attachment, assembly	3	—	—	KQ26
28M/9419400	10-20 FS 9183ND AGS.2013/C/11	BRACKET , bare, 18 SWG NUT , anchor, 2 BA	1 1	L.72 —	LM C	KQ26

FUSELAGE
FUSELAGE STRUCTURE

Ref. No.	Part No.	Description	No. off						Material Specification	Class of Store or L.M	Place No.
			1	2	3	4	5	6			
	10-20 FS 5265A	BRACKET , control cables cover attachment, at centre joint cockpit floor, assembly						3	—	—	KQ22
28FP/5801336	10-20 FS 5267ND	BRACKET , 16 SWG						1	L.72	LM	KQ22
	ODDIE 324	CLIP						1	—	C	
	10-20 FS 16507A	BRACKET , control cables cover attachment, at centre joint cockpit floor, assembly (Mod. 439)						1	—	—	KQ22 KQ23
28FP/5801336	10-20 FS 16509ND	BRACKET , bare, 16 SWG						1	L.72	LM	KQ22
	ODDIE 324	CLIP						1	—	C	
	10-20 FS 13535A	BRACKET , mounting, anti-G valve, Starboard floor, assembly						1	—	—	KQ22
28M/11957	10-20 FS 13537ND	BRACKET , bare, 18 SWG						1	L.72	LM	KQ22
	AGS.2007/C/1	NUT , anchor, 2 BA						1	—	C	
	28M/12421	AGS.2018/C/1	NUT , anchor, 2 BA					1	—	C	
28M/11957	10-20 FS 13531A	BRACKET , mounting, anti-G valve, Starboard floor, assembly						1	—	—	KQ22
	10-20 FS 13533ND	BRACKET , bare, 18 SWG						1	L.72	LM	KQ22
	AGS.2007/C/1	NUT , anchor, 2 BA						2	—	C	
28M/11957	10-20 S 8021A	BRACKET , mounting, canopy air valve, frame station 157"0, top, Port, assembly (Ref. Drg. No. 10-20 FS 16245A)						1	—	—	KQ37
	10-20 S 8019ND	BRACKET , bare, 20 SWG						1	L.72	LM	KQ37
	AGS.2007/C/1	NUT , anchor, 2 BA						1	—	C	
28M/12421	AGS.2018/C/1	NUT , anchor, 2 BA						2	—	C	
	9305	10-20 FS 12547A	BRACKET , Pilot's seat mounting attachment, inboard, assembly Spares for :—					1	—	C	KQ22 KQ23
	8979	DHS.418/2/J"-292	BUSH					1	—	C	KQ22
13218	10-20 FS 16151	BUSH						1	—	C	KQ22
	9306	10-20 FS 12545A	BRACKET , Pilot's seat mounting attachment, outboard, assembly Spares for :—					1	—	C	KQ22 KQ23
	8979	DHS.418/2/J"-292	BUSH					1	—	C	KQ22
28D/1200119	A25/4C	Attachments for 10-20 FS 12547A or 10-20 FS 12545A, Bracket :—						5	—	C	
	28M/9403520	Bolt, 2 BA						5	—	C	
	28W/9419475	Nut, 2 BA Washer						5	—	C	
27L/510	MARTIN BAKER A/MBEU/3666	BRACKET , release unit, on Starboard floor Attachments for A/MBEU/3666, Bracket :—						2	—	P	KQ23
	28D/9133012	Bolt, 2 BA						4	—	C	
	28M/9403520	Nut, 2 BA Washer						4	—	C	
28W/9419404	SP.16/C	BRACKET , spring strut attachment, Port, floor, assembly Spares for :—						1	—	C	KQ22 KQ23
	9307	10-20 FS 12543A	BEARING , ball (3110-99-950-0465) Attachments for 10-20 FS 12543A, Bracket :—					1	—	C	
	2A/9500465	—	Bolt, 2 BA Bolt, 2 BA Nut, 2 BA Washer					2 2 4 4	— — — —	C C C C	

**FUSELAGE
FUSELAGE STRUCTURE**

Ref. No.	Part No.	Description	No. of	Material Specification	Class of Store or L.M	Plate No.
8973	10-20 FS 8249A	BRACKET , strut, and wing fold and wing lock control cables pulleys, at centre joint of cockpit floor, station 131"-85, assembly Attachments for 10-20 FS 8249A, Bracket :—	1	—	P	KQ22 KQ23
28D/9133013	A25/5C	Bolt, 2 BA	2	—	C	
28D/1008145	A25/6E	Bolt, 1/4" BSF	4	—	C	
28M/9403520	A27/CP	Nut, 2 BA	2	—	C	
28M/1011475	A27/EP	Nut, 1/2" BSF	4	—	C	
26FC/2036	DHS.69/CC	Shim (0"-05 nominal)	QR	—	C	KQ22
26FN/3275	DHS.69/DD	Shim (0"-05 nominal)	QR	—	C	KQ22
28W/9419475	SP.15/C	Washer	2	—	C	
28W/9419405	SP.15/E	Washer	4	—	C	
	10-20 FS 12367	CHANNEL , floor, outboard, aft, Port ... (For spares use 10-20 FS 15623ND)	1	L.73	—	KQ23
12276	10-20 FS 15623ND	CHANNEL , floor, outboard, aft, Port ... (Spares condition)	1	—	C	
	—	CRADLE , air bottle, aft Starboard, group (Drg. No. 10-20 FS 16791) (Mod. 666)	1	—	—	KQ22
	10-20 FS 16783	BRACKET (For spares use 10-20 FS 17545ND)	1	L.72	—	KQ22
15756	10-20 FS 17545ND	BRACKET (Spares condition)	1	—	C	
	10-20 FS 16785	BRACKET (For spares use 10-20 FS 17547ND)	1	L.72	—	KQ22
15750	10-20 FS 17547ND	BRACKET (Spares condition)	1	—	C	
	10-20 FS 16787	BRACKET (For spares use 10-20 FS 17549ND)	1	L.72	—	KQ22
15751	10-20 FS 17549ND	BRACKET (Spares condition)	1	—	C	
	10-20 FS 16789	BRACKET (For spares use 10-20 FS 17551ND)	1	L.72	—	KQ22
15759	10-20 FS 17551ND	BRACKET (Spares condition)	1	—	C	
	10-20 FS 14651ND	LINING , 1/8" thick, 2"-93 x 10"-0 long ... (Attached with Boscoprene 551)	1	DTD.762	LM	KQ22
	10-20 FS 17145ND	STRAP , 20 SWG	1	L.72	LM	KQ22
	10-20 FS 12145A	CRADLE , rocket pack accumulator, Port floor, assembly (For spares use 10-20 FS 15625A/ND)	1	—	—	KQ23
12277	10-20 FS 15625A/ND	CRADLE , rocket pack accumulator, Port floor, assembly (Spares condition)	1	—	P	
8993	10-20 FS 11245	MEMBER , floor, station 83"-4, Port ...	1	—	C	KQ23
8994	10-20 FS 11243	MEMBER , floor, station 87"-46, Port ...	1	—	C	KQ23
	10-20 FS 15185A	MEMBER , floor, station 95"-96, Port, assembly (For spares use 10-20 FS 18415A/ND)	1	—	—	KQ23
18603	10-20 FS 18415A/ND	MEMBER , floor, station 95"-96, Port, assembly (Spares condition)	1	—	C	
	10-20 FS 15207A	MEMBER , floor, station 101"-93, Port, assembly (For spares use 10-20 FS 17199A/ND) (Mod. 232)	1	—	—	KQ23
15084	10-20 FS 17199A/ND	MEMBER , floor, station 101"-93, Port, assembly (Spares condition) (Mod. 232)	1	—	C	

FUSELAGE
FUSELAGE STRUCTURE

Ref. No.	Part No.	Description	No. off	Material Specification	Class of Store or L.M	Plate No.
8997	10-20 FS 9993A	MEMBER, floor, station 107"-28, Port, assembly	1	—	C	KQ23
8998	10-20 FS 13009A	MEMBER, floor, station 111"-0, Port, assembly	1	—	C	KQ23
		Spares for :—				
	10-20 FS 12035A	BRACKET, assembly	1	—	—	KQ23
	10-20 FS 12037ND	BRACKET, bare, 20 SWG	1	L.73	LM	KQ23
28M/12421	AGS.2018/C/1	NUT, anchor, 2 BA	2	—	C	—
9001	10-20 FS 11246	MEMBER, floor, station 83"-4, Starboard ...	1	—	C	KQ23
9002	10-20 FS 11244	MEMBER, floor, station 87"-46, Starboard ...	1	—	C	KQ23
	10-20 FS 15399A	MEMBER, floor, station 95"-06, Starboard, assembly (For spares use 10-20 FS 18417A/ND)	1	—	—	KQ23
18605	10-20 FS 18417A/ND	MEMBER, floor, station 95"-06, Starboard, assembly (Spares condition) Spares for :—	1	—	C	—
	10-20 FS 15425A	MEMBER, floor, station 101"-10, Starboard, assembly (For spares use 10-20 FS 18419A/ND)	1	—	—	KQ23
18604	10-20 FS 18419A/ND	MEMBER, floor, station 101"-10, Starboard, assembly (Spares condition)	1	—	C	—
	10-20 FS 12059A	BRACKET, assembly	1	—	—	KQ23
	10-20 FS 12061ND	BRACKET, bare, 20 SWG	1	L.73	LM	KQ23
28M/12421	AGS.2018/C/1	NUT, anchor, 2 BA	2	—	C	—
9005	10-20 FS 10005A	MEMBER, floor, station 107"-00, Starboard, assembly	1	—	C	KQ23
9006	10-20 FS 12029A	MEMBER, floor station 111"-0, Starboard, assembly Spares for :—	1	—	C	KQ23
	10-20 FS 12039A	BRACKET, assembly	1	—	—	KQ23
	10-20 FS 12041ND	BRACKET, bare, 20 SWG	1	L.73	LM	KQ23
28M/12421	AGS.2018/C/1	NUT, anchor, 2 BA	2	—	C	—
	10-20 FS 12567A	BRACKET, assembly	1	—	—	KQ23
	10-20 FS 12565ND	BRACKET, bare, 20 SWG	1	L.72	LM	KQ23
28M/12421	AGS.2018/C/1	NUT, anchor, 2 BA	1	—	C	—
8938	10-20 FS 6761	HINGE, air brake, group (Drg. No. 10-20 FS 6233)	1	—	—	KQ24
8939	10-20 FS 6762	BLOCK, lock mechanism, air brake hinge bracket, Port	1	—	C	KQ24
		BLOCK, lock mechanism, air brake hinge bracket, Starboard	1	—	C	KQ24
		Attachments for 10-20 FS 6761 or 10-20 FS 6762, Block :—				
2248	DHS.358/5E	Bolt, 1/2" BSF	2	—	C	KQ24
28M/1011475	A27/EP	Nut, 1/2" BSF	2	—	C	—
28VV/9419405	SP.15/E	Washer	2	—	C	—
8944	10-20 FS 10361	BOLT, trunnion, air brake hinge	2	—	C	KQ24
28N/2001666	AGS.2031/1	Attachments for 10-20 FS 10361, Bolt :— Circlip	1	—	C	—

FUSELAGE
FUSELAGE STRUCTURE

Ref. No.	Part No.	Description	No. off	Material Specification	Class of Store or L.M	Plate No.
8932	10-20 FS 5633A	BRACKET , air brake hinge, Port, assembly	1	—	P	KQ24
8933	10-20 FS 5634A	BRACKET , air brake hinge, Starboard, assembly	1	—	P	KQ24
8934	DHS.418/2/U/"-59	Spares for :— BUSH } (See Repair section PA) BUSH }	2	—	C	KQ24
8935	DHS.419/2/J/"-49		2	—	C	KQ24
		Attachments for 10-20 FS 5633A or 10-20 FS 5634A, Bracket :—				
28D/1011023	A25/20C	Bolt, 2 BA ...	2	—	C	
28D/1011263	A25/20G	Bolt, 3/8" BSF ...	1	—	C	
28D/1011265	A25/25G	Bolt, 3/8" BSF ...	1	—	C	
2348	DHS.358/4E	Bolt, 1/2" BSF ...	4	—	C	KQ24
2248	DHS.358/5E	Bolt, 1/2" BSF ...	3	—	C	KQ24
28M/9403520	A27/CP	Nut, 2 BA ...	2	—	C	
28M/1011475	A27/EP	Nut, 1/2" BSF ...	7	—	C	
28M/1006939	A27/GP	Nut, 3/8" BSF ...	4	—	C	
	10-20 FS 15619ND	Shim, "Attewell" ...	2	LA.3	LM	KQ24
8936	10-20 FS 6973	Stud ...	2	—	C	KQ24
28W/9419475	SP.15/C	Washer ...	7	—	C	
28W/9419405	SP.15/E	Washer ...	7	—	C	
28W/9416645	SP.47/G	Washer ...	2	—	C	
28W/1009699	SP.55/C	Washer, spring ...	2	—	C	
28W/7002438	SP.55/G	Washer, spring ...	4	—	C	
	10-20 FS 6947A	CAP , air brake hinge, assembly ...	2	—	—	KQ24
		(For spares use 10-20 FS 17389A/ND)				
15644	10-20 FS 17389A/ND	CAP , air brake hinge, assembly ...	2	—	C	
		(Spares condition) Spares for :—				
8941	DHS.418/2/J/"-25	BUSH } (See Repair section PA) BUSH }	2	—	C	KQ24
8942	DHS.418/2/U/"-235		2	—	C	KQ24
		Attachments for 10-20 FS 6947A, Cap :—				
8943	10-20 FS 5873	Pin, hinge ...	1	—	C	KQ24
28P/9527619	SP.90/C7	Pin, split (SP.9/C8) ...	1	—	C	
28W/9419477	SP.15/J	Washer ...	1	—	C	
9744	10-20 FS 6227A/1	LEVER , air brake hinge lock, assembly ...	2	—	P	KQ24
		Spares for :—				
8931	10-20 FS 6791	SPRING ...	1	—	C	KQ24
		Attachments for 10-20 FS 6227A/1, Lever :—				
28P/839	SP.4Y/B13	Pin, shackle ...	1	—	C	
28P/9527619	SP.90/C7	Pin, split (SP.9/C8) ...	1	—	C	
28W/9419475	SP.15/C	Washer ...	1	—	C	
	10-20 FS 14887ND	PACKING , air brake hinge, on aft face of gun beam, 20 SWG	2	L.73	LM	KQ24
8929	10-20 FS 6223A	STRUT , support, air brake hinge bracket, assembly	2	—	P	KQ24
		Attachments for 10-20 FS 6223A, Strut :—				
28D/1011301	A25/8J	Bolt, 3/8" BSF ...	2	—	C	
28M/1011473	A27/JP	Nut, 1/2" BSF ...	2	—	C	
8947	10-20 FS 5851	TRUNNION , air brake hinge bracket ...	2	—	C	KQ24
		Attachments for 10-20 FS 5851, Trunnion :—				
8946	10-20 FS 5875	Circlip ...	2	—	C	KQ24
8945	10-20 FS 5863	TRUNNION , air brake hinge bracket cap	2	—	C	KQ24
		Attachments for 10-20 FS 5863, Trunnion :—				
8946	10-20 FS 5875	Circlip ...	1	—	C	KQ24

FUSELAGE
FUSELAGE STRUCTURE

Ref. No.	Part No.	Description	No. off						Material Specification	Class of Store or L.M.	Place No.
			1	2	3	4	5	6			
	MARTIN BAKER B/MBELU/590/LW	UNIT, leg restraint, Navigator's Attachments for B/MBELU/590/LW, Unit								KQ23	
28D/9133012	A25/3C	Bolt, 2 BA						4	—	C	
28M/10288	AGS.2001/C/1	Nut, 2 BA						4	—	C	
28W/9419402	SP.13/C	Washer						4	—	C	
8615	10-20 CE 2579A	HOUSING , forward pulley, nose undercarriage steering, on forward cover plate of nose wheel well, assembly (Drg. No. 10-20 FS 11745) Spares for :—						1	—	P	
8616	10-20 CE 2583	BUSH (See Repair section PA)						1	—	C	
28N/9156370	SP.21	NIPPLE , lubrication						1	—	C	
		Attachments for 10-20 CE 2579A, Housing :—									
28M/1013107	A24/CS	Nut, 2 BA						4	—	C	
28P/9527619	SP.90/C7	Pin, split (SP.9/C8)						4	—	C	
8617	10-20 CE 3463	Stud						2	—	C	
8618	10-20 CE 3465	Stud						2	—	C	
28W/9419475	SP.15/C	Washer						4	—	C	
	—	HOUSING , hoist, inboard, Port installation (Drg. No. 10-20 FS 14909) (Mod. 232) Spares for :—						1	—	—	
12495	10-20 FS 15813A	HOUSING , hoist, assembly						1	—	C	
	10-20 FS 14917	Spares for :— BUSH						1	DHE.223 or 228	—	
		Attachments for 10-20 FS 15813A, Housing :—									
28D/9133011	A25/2C	Bolt, 2 BA						2	—	C	
28D/9133012	A25/3C	Bolt, 2 BA						4	—	C	
28M/9403520	A27/CP	Nut, 2 BA						6	—	C	
26FN/3285	DHS.180 Mk.3/X	Tag, locking						1	—	C	
28W/9419404	SP.16/C	Washer						5	—	C	
	—	HOUSING , hoist, inboard, Starboard installation (Drg. No. 10-20 FS 14911) (Mod. 232) Spares for :—						1	—	—	
	10-20 FS 15851A	HOUSING , hoist, assembly (For spares use 10-20 FS 17231A/ND)						1	—	—	
15456	10-20 FS 17231A/ND	HOUSING , hoist, assembly (Spares condition) Spares for :—						1	—	C	
	10-20 FS 14917	BUSH						1	DHE.223 or 228	—	
		Attachments for 10-20 FS 15851A, Housing :—									
28D/1008149	A25/2B	Bolt, 4 BA						2	—	C	
28D/9133012	A25/3C	Bolt, 2 BA						4	—	C	
28M/9403519	A27/BP	Nut, 4 BA						2	—	C	
28M/9403520	A27/CP	Nut, 2 BA						4	—	C	
26FN/3374	DHS.180 Mk.2/X	Tag						1	—	C	
28W/9419486	SP.16/B	Washer						2	—	C	
28W/9419404	SP.16/C	Washer						4	—	C	

**FUSELAGE
FUSELAGE STRUCTURE**

Ref. No.	Part No.	Description	No. off	Material Specification	Class of Store or L.M	Plate No.
	—	HOUSING , hoist and access door, outboard, Port installation (Drg. No. 10-20 FS 15177) (Mod. 232) Spares for :—	1	—	—	
	10-20 FS 16675A/ND	DOOR , and hinge, assembly (For spares use 10-20 FS 17667A/ND) (Mod. 733)	1	—	—	KQ23
15956	10-20 FS 17667A/ND	DOOR , and hinge, assembly (Spares condition) Spares for :—	1	—	P	
28FP/73	DZUS F4/35	FASTENER	4	—	C	
28FP/9483371	DZUS GF4/150	GROMMET	4	—	C	
12497	10-20 FS 15019A	HOUSING , hoist, assembly Spares for :—	1	—	C	KQ23
	10-20 FS 15147ND	BUSH Attachments for 10-20 FS 15019A, Housing :—	1	5.96	—	KQ23
28D/7002428	A25/6C	Bolt, 2 BA	4	—	C	
28M/9403520	A27/CP	Nut, 2 BA	4	—	C	
28VV/9419475	SP.15/C	Washer	8	—	C	
	10-20 FS 15277ND	PLATE , packing, hinge, 14 SWG	1	L.72	LM	
28FP/9455495	DZUS S4/250	SPRING , fastener	4	—	C	
	—	HOUSING , hoist and access door, outboard, Starboard, installation (Drg. No. 10-20 FS 15179) (Mod. 232) Spares for :—	1	—	—	
9007	10-20 FS 9951	BOLT , mounting, at stn. 98"-15	1	—	C	KQ23
	10-20 FS 15343A	BRACKET , attachment, at stn. 101"-10, assembly	1	—	—	KQ23
	10-20 FS 15465ND	BRACKET , bare, 18 SWG	1	L.72	—	KQ23
28M/9419400	AGS.2013/C/11	NUT , floating, anchor, 2 BA	1	—	C	
	10-20 FS 15341	BRACKET , 18 SWG	1	L.73	LM	KQ23
	10-20 FS 16681A/ND	DOOR , and hinge, assembly (For spares use 10-20 FS 17669A/ND) (Mod. 733)	1	—	—	KQ23
15957	10-20 FS 17669A/ND	DOOR , and hinge, assembly (Spares condition) Spares for :—	1	—	P	
28FP/73	DZUS F4/35	FASTENER	4	—	C	
28FP/9483371	DZUS GF4/150	GROMMET	4	—	C	
12497	10-20 FS 15019A	HOUSING , hoist, assembly Spares for :—	1	—	C	
	10-20 FS 15147ND	BUSH Attachments for 10-20 FS 15019A, Housing :—	1	5.96	—	KQ23
28D/9133013	A25/5C	Bolt, 2 BA	4	—	C	
28M/9403520	A27/CP	Nut, 2 BA	4	—	C	
28VV/9419475	SP.15/C	Washer	4	—	C	
	10-20 FS 15361ND	PLATE , packing, hinge, 14 SWG	1	L.72	LM	KQ23
28FP/9455495	DZUS S4/250	SPRING , fastener	4	—	C	

FUSELAGE
FUSELAGE STRUCTURE

Ref. No.	Part No.	Description	1 2 3 4 5 6						No. off	Material Specification	Class of Score or L.M	Plate No.
	—	MEMBER , floor, and rocket pack, outboard hinge, stn. 119"75, Port, group (Drg. No. 10-20 FS 11601)						1	—	—	KQ25	
	—	BEARING , trunnion, rocket pack, inboard, group						1	—	—	KQ26	
8985	10-20 FS 13417	BEARING , spherical						1	—	C	KQ26	
8986	10-20 FS 12637	BOLT , shouldered, 1/2" BSF						2	—	C	KQ26	
8984	10-20 FS 10785	CAP						1	—	C	KQ26	
	—	BEARING , trunnion, rocket pack, outboard, group						1	—	—		
8985	10-20 FS 13417	BEARING , spherical						1	—	C	KQ26	
8988	10-20 FS 12639	BOLT , shouldered, 1/2" BSF						2	—	C	KQ26	
8987	10-20 FS 10783	CAP						1	—	C	KQ26	
8975	10-20 FS 11611	BRACKET , Pilot's seat pylon attachment, forward inboard, assembly Spares for :—						1	—	P	KQ26	
8976	DHS.418/2/1/1" 272	BUSH						1	—	C	KQ26	
8977	DHS.418/2/1/1" 392	BUSH (See Repair section PA)						1	—	C	KQ26	
		Attachments for 10-20 FS 11611, Bracket :—										
28D/1200119	A25/4C	Bolt, 2 BA						2	—	C		
28D/9133013	A25/5C	Bolt, 2 BA						1	—	C		
28D/1013172	AS.1242/5C	Bolt, 2 BA						1	—	C		
28M/9403520	A27/CP	Nut, 2 BA						3	—	C		
28M/5808573	A27/CS	Nut, 2 BA (Mod. 358)						1	—	C		
28P/9527619	SP.90/C7	Pin, split (Mod. 358) (SP.9/C8)						1	—	C		
26DL/15367	DHS.728/C16	Washer, support						4	—	C	KQ25	
8978	10-20 FS 11613	BRACKET , Pilot's seat pylon attachment, forward outboard, assembly Spares for :—						1	—	P	KQ26	
8979	DHS.418/2/1/1" 292	BUSH (See Repair section PA)						2	—	C	KQ26	
		Attachments for 10-20 FS 11613, Bracket :—										
28D/9133013	A25/5C	Bolt, 2 BA						4	—	C		
28M/9403520	A27/CP	Nut, 2 BA						4	—	C		
26DL/15367	DHS.728/C16	Washer, support						4	—	C	KQ25	
8982	10-20 FS 13567A	FAIRING , exhaust, rocket pack, assembly Attachments for 10-20 FS 13567A, Fairing :—						1	—	P	KQ25	
28D/1214646	AS.3296/1C	Bolt, 2 BA						5	—	C		
28D/1214648	AS.3296/3C	Bolt, 2 BA						1	—	C		
28D/1213334	AS.2923/1C	Bolt, 2 BA						8	—	C		
8983	10-20 FS 10647A	HOUSING , trunnion bearing, rocket pack, outboard, Port, assembly Attachments for 10-20 FS 10647A, Housing :—						1	—	P	KQ26	
28D/9133012	A25/3C	Bolt, 2 BA						10	—	C		
28M/1006475	A27/CT	Nut, 2 BA						10	—	C		
28W/9419404	SP.16/C	Washer						10	—	C		
	10-20 FS 10777	MEMBER , floor, rocket pack hinge, aft (For spares use 10-20 FS 16739ND)						1	L.73	—	KQ25	
14557	10-20 FS 16739ND	MEMBER , floor, rocket pack hinge, aft (Spares condition)						1	—	C		

FUSELAGE

FUSELAGE STRUCTURE

Ref. No.	Part No.	Description	No. off	Material Specification	Class of Store or L.M	Place No.
	10-20 FS 10775A	MEMBER , floor rocket pack hinge, forward, assembly (For spares use 10-20 FS 15667A/ND)	1	—	—	KQ25
12288	10-20 FS 15667A/ND	MEMBER , floor rocket pack hinge, forward, assembly (Spares condition) Attachments for 10-20 FS 10777 or 10-20 FS 10775A, Member :—	1	—	C	
28D/9133012	A25/3C	Bolt, 2 BA	4	—	C	
28M/1006473	A27/CT	Nut, 2 BA	4	—	C	
28W/9419475	SP.15/C	Washer (Fit if required)	QR	—	C	
28W/9419404	SP.16/C	Washer	4	—	C	
	—	MEMBER , floor and rocker pack, outboard hinge, stn. 119"-75, Starboard, group (Drg. No. 10-20 FS 11685)	1	—	—	KQ25
	—	BEARING , trunnion, rocket pack, inboard, group	1	—	—	
8985	10-20 FS 13417	BEARING , spherical	1	—	C	KQ26
8986	10-20 FS 12637	BOLT , shouldered, 1/2" BSF	2	—	C	KQ26
8984	10-20 FS 10785	CAP	1	—	C	KQ26
	—	BEARING , trunnion rocket pack, outboard, group	1	—	—	
8985	10-20 FS 13417	BEARING , spherical	1	—	C	KQ26
8988	10-20 FS 12639	BOLT , shouldered, 1/2" BSF	2	—	C	KQ26
8987	10-20 FS 10783	CAP	1	—	C	KQ26
	10-20 FS 9187A	BRACKET , attachment, assembly (Mod. 209)	2	—	—	KQ26
	10-20 FS 9183ND	BRACKET , bare, 18 SWG	1	L.72	LM	KQ26
28M/9419400	AGS.2013/C/11	NUT , anchor, 2 BA	1	—	C	
8992	10-20 FS 13568A	FAIRING , exhaust, rocket pack, assembly ... Attachments for 10-20 FS 13568A, Fairing :—	1	—	P	KQ25
28D/1214646	AS.3296/1C	Bolt, 2 BA	1	—	C	
28D/1214648	AS.3296/3C	Bolt, 2 BA	5	—	C	
28D/1213334	AS.2923/1C	Bolt, 2 BA	8	—	C	
8991	10-20 FS 10669A	HOUSING , trunnion bearing, rocket pack, outboard, assembly Attachments for 10-20 FS 10669A, Housing :—	1	—	P	KQ26
28D/9133012	A25/3C	Bolt, 2 BA	10	—	C	
28M/1006473	A27/CT	Nut, 2 BA	10	—	C	
28W/9419404	SP.16/C	Washer	10	—	C	
	10-20 FS 14937A	MEMBER , floor, rocket pack hinge, afr, assembly (For spares use 10-20 FS 17091A/ND)	1	—	—	KQ26
15078	10-20 FS 17091A/ND	MEMBER , floor, rocket pack hinge, aft, assembly (Spares condition)	1	—	C	
	10-20 FS 10779A	MEMBER , floor, rocket pack hinge, forward, assembly (For spares use 10-20 FS 15671A/ND)	1	—	—	KQ26
12289	10-20 FS 15671A/ND	MEMBER , floor, rocket pack hinge, forward, assembly (Spares condition) Attachments for 10-20 FS 14937A or 10-20 FS 10779A, Member :—	1	—	C	
28D/9133012	A25/3C	Bolt, 2 BA	4	—	C	
28M/1006473	A27/CT	Nut, 2 BA	4	—	C	
28W/9419475	SP.15/C	Washer (Fit if required)	7	—	C	
28W/9419404	SP.16/C	Washer	4	—	C	

**FUSELAGE
FUSELAGE STRUCTURE**

Ref. No.	Part No.	Description	No. off	Material Specification	Class of Store or LM	Plate No.
	—	PANEL , skin, below floor datum, between stn. 74"-0 and 111"-0, port, assembly (Drg. No. 10-20 FS 11753)	1	—	—	
	10-20 FS 15593ND	ANGLE , attachment (For spares use 10-20 FS 17075ND)	1	—	—	KQ27
15120	10-20 FS 17075ND	ANGLE , attachment (Spares condition) ...	1	—	C	
	10-20 FS 15591ND	PANEL , skin (For spares use 10-20 FS 17073ND)	1	—	—	KQ27
15139	10-20 FS 17073ND	PANEL , skin (Spares condition) ...	1	—	C	
	—	PANEL , skin, below floor datum, between stn. 74"-0 and 111"-0, Starboard, assembly (Drg. No. 10-20 FS 11755)	1	—	—	
	10-20 FS 15589ND	ANGLE , attachment (For spares use 10-20 FS 17079ND)	1	—	—	KQ27
15121	10-20 FS 17079ND	ANGLE , attachment (Spares condition) ...	1	—	C	
	10-20 FS 15587ND	PANEL , skin (For spares use 10-20 FS 17077ND)	1	—	—	KQ27
15140	10-20 FS 17077ND	PANEL , skin (Spares condition) ...	1	—	C	
	—	SKIN , bottom, and attachment angle, along bottom boom of nose wheel well side wall, Port, group (Drg. No. 10-20 FS 13325)	1	—	—	KQ27
	10-20 FS 13327ND	ANGLE , attachment (For spares use 10-20 FS 16095A/ND)	1	—	—	KQ27
12611	10-20 FS 16095A/ND	ANGLE , attachment (Spares condition) ...	1	—	C	
28M/9435067	AGS.2008/C/1	NUT , anchor, 2 BA ...	15	—	C	
28M/9144673	AGS.2019/C/1	NUT , anchor, 2 BA ...	11	—	C	
	10-20 FS 13331ND	PACKING , 20 SWG ...	1	L.73	LM	KQ27
	10-20 FS 13329ND	SKIN , bottom (For spares use 10-20 FS 16093A/ND)	1	—	—	KQ27
12612	10-20 FS 16093A/ND	SKIN , bottom (Spares condition) ...	1	—	C	
	—	SKIN , bottom, and attachment angle, along bottom boom of nose wheel well side wall, Starboard, group (Drg. No. 10-20 FS 13385)	1	—	—	KQ27
	10-20 FS 13387ND	ANGLE , attachment (For spares use 10-20 FS 16091ND)	1	L.73	—	KQ27
12613	10-20 FS 16091ND	ANGLE , attachment (Spares condition) ...	1	—	C	
28M/9435067	AGS.2008/C/1	NUT , anchor, 2 BA ...	13	—	C	
28M/9144673	AGS.2019/C/1	NUT , anchor, 2 BA ...	12	—	C	
	10-20 FS 13391ND	PACKING , 20 SWG ...	1	L.73	LM	KQ27
	10-20 FS 13389ND	SKIN , bottom (For spares use 10-20 FS 16089ND)	1	—	—	KQ27
12614	10-20 FS 16089ND	SKIN , bottom (Spares condition) ...	1	—	C	
	—	SKIN , bottom, forward, between stn. 49"-0 and 74"-0, Port, group (Drg. No. 10-20 FS 12645)	1	—	—	KQ27
9841	10-20 FS 8377A	BRACKET , mounting, hydraulic pressure gauge, between stn. 49"-0 and 58"-44, assembly	1	—	P	KQ27
	10-20 FS 13031	DIAPHRAGM , at stn. 68"-75, inner ... (For spares use 10-20 FS 16221ND)	1	—	—	KQ27
12960	10-20 FS 16221ND	DIAPHRAGM , at stn. 68"-75, inner ... (Spares condition)	1	—	C	
9847	10-20 FS 13129	DIAPHRAGM , at stn. 68"-75, outer ...	1	—	C	KQ27

**FUSELAGE
FUSELAGE STRUCTURE**

Ref. No.	Part No.	Description	No. off						Material Specification	Class of Store or L.M	Place No.
			1	2	3	4	5	6			
9839	10-20 FS 12919	FORMER , bottom skin, between stn. 58"-31 and 68"-75	1						—	C	KQ27
	10-20 FS 12989A	FORMER , bottom skin, stn. 74"-0, assembly (For spares use 10-20 FS 16303A/ND)	1						—	—	KQ27
14584	10-20 FS 16303A/ND	FORMER , bottom skin, stn. 74"-0, assembly (Spares condition)	1						—	C	
	10-20 FS 16929A	FRAME , bottom portion, stn. 58"-44, assembly (For spares use 10-20 FS 17399A/ND) (Mod. 427)	1						—	—	KQ27
	10-20 FS 17399A/ND	FRAME , bottom portion, stn. 58"-44, assembly (Spares condition) Spares for :—	1						—	—	
9834	10-20 FS 6727A	BRACKET , clamp, assembly Spares for :—	1						—	P	KQ27
9835	10-20 FS 6731	BUSH	1						—	C	KQ27
9836	10-20 FS 6733	SCREW , 2 BA, bush retaining ...	1						—	C	KQ27
28M/11957	AGS.2007/C/1	NUT , anchor, 2 BA	1						—	C	
28M/9144673	AGS.2019/C/1	NUT , anchor, 2 BA	2						—	C	
14968	10-20 FS 16937A	FRAME , bottom portion, stn. 68"-75, assembly (Mod. 527)	1						—	C	KQ27
	—	LEVER , micro switch, rocket pack battery firing, stn. 74"-0, group (Drg. No. 10-20 FS 13317)	1						—	—	
9179	10-20 FS 13073	BOLT	1						—	C	KQ27
28M/5808573	A27/CS	NUT , 2 BA	1						—	C	
28P/9527619	SP.90/C7	PIN , split (SP.9/C8)	1						—	C	
9844	10-20 FS 13209	SPRING , torsion	1						—	C	KQ27
9842	10-20 FS 13255A	TRIGGER , assembly Spares for :—	1						—	C	KQ27
4166	MANGANESE BRONZE & BRASS CO. LTD. FCT.70/3"	BUSH , "Oilite"	2						—	C	KQ27
9843	10-20 FS 13211	SCREW , 2 BA Attachments for 10-20 FS 13211, Screw :—	1						—	C	KQ27
28M/1006473	A27/CT	Nut, 2 BA	1						—	C	
28W/9419475	SP.15/C	Washer	4						—	C	
9840	10-20 FS 3893A	PANEL , access, armament alignment projector, stn. 49"-0, assembly Spares for :—	1						—	P	KQ13
20807	10-20 EC 8295A	CHAIN , assembly	1						—	C	KQ13
29H/4114	—	CHAIN , 8"-0 long	QR						—	C	
29H/—	—	RING , split, 3/8" dia.	2						—	—	
12026	DHS.180 Mk. 1/Z	TAG	1						—	C	KQ13
28FP/833	DZUS. EF5/40A/DS	FASTENER	1						—	C	KQ13
28FP/989	DZUS. EF5/50A/DS	FASTENER	1						—	C	KQ13
9845	10-20 FS 13175	PLATE , access, rocket pack, stn. 68"-75 Attachments for 10-20 FS 13175, Plate :—	1						—	C	KQ27
28D/1007975	AS.1242/1C	Bolt, 2 BA	2						—	C	
9832	10-20 FS 12641	SKIN , bottom forward, between stn. 49"-0 and stn. 74"-0	1						—	C	KQ27
28FP/340	DZUS. S5/300	SPRING , on armament alignment projector access panel reinforcing plate	1						—	C	KQ13
12026	DHS.180 Mk. 1/Z	TAG , chain attachment, armament alignment projector access panel reinforcing plate	1						—	C	KQ27

**FUSELAGE
FUSELAGE STRUCTURE**

Ref. No.	Part No.	Description	No. off	Material Specification	Class of Store or LM	Plate No.
	---	SKIN , bottom, forward between stns. 49"-0 and 74"-0 Starboard, group (Drg. No. 10-20 FS 12647)	1	---	---	KQ27
	10-20 FS 14579A	BRACKET , mounting, scanner selector valve, assembly (For spares use 10-20 FS 16415A/ND)	1	---	---	KQ27
13696	10-20 FS 16415A/ND	BRACKET , mounting, scanner selector valve, assembly (Spares condition)	1	---	C	
	10-20 FS 14687A	BRACKET , pipe clip attachment, stn. 65"-0, assembly	1	---	---	KQ27
	10-20 FS 14689ND	BRACKET , bare (Make from standard section J.557)	1	L.72	LM	KQ27
28M/9435067	AGS.2008/C/1	NUT , anchor, 2 BA	1	---	C	
	10-20 FS 12991A	FORMER , bottom skin, stn. 74"-0, assembly (For spares use 10-20 FS 16301A/ND)	1	---	---	KQ27
14172	10-20 FS 16301A/ND	FORMER , bottom skin, stn. 74"-0, assembly (Spares condition)	1	---	C	
14969	10-20 FS 16933A	FRAME , bottom, stn. 68"-75, assembly ... (Mod. 527)	1	---	C	KQ27
	---	LEVER , micro-switch, rocket pack battery firing, stn. 74"-0, group (Drg. No. 10-20 FS 13317)	1	---	---	KQ27
9179	10-20 FS 13073	BOLT , 2 BA	1	---	C	KQ27
	---	ELECTRICAL COMPONENTS (See sub-section EBA)	-	---	---	
28M/5808573	A27/CS	NUT , 2 BA	1	---	C	
28P/9527619	SP.90/C7	PIN , split (SP.9/C8)	1	---	C	
9844	10-20 FS 13209	SPRING , torsion	1	---	C	KQ27
9842	10-20 FS 13255A	TRIGGER , assembly	1	---	C	KQ27
4166	MANGANESE BRONZE & BRASS CO. LTD. FCT.70/8"	Spares for :— BUSH , " Oilite "	2	---	C	KQ27
28M/1006473	A27/CT	NUT , 2 BA	1	---	C	
9843	10-20 FS 13211	SCREW , 2 BA	1	---	C	KQ27
28W/9419485	SP.15/C	WASHER	4	---	C	
	---	MOUNTING , U.H.F. aerial, between stns. 49"-0 and 48"-44, installation (Mod.654) (Drg. No. 10-20 FS 16347)	1	---	---	
	10-20 FS 16817A	MOUNTING , U.H.F. aerial, assembly ...	1	---	---	KQ27
	10-20 FS 16819ND	MOUNTING (For spares use 10-20 FS 17425ND)	1	---	---	KQ27
15643	10-20 FS 17425ND	MOUNTING (Spares condition) ... Attachments for 10-20 FS 16817A, Mounting :—	1	---	C	
28D/9133013	A25/5C	Bolt, 2 BA	2	---	C	
28M/10288	AGS.2001/C/1	Nut, 2 BA	2	---	C	
28W/9419402	SP.13/C	Washer	2	---	C	
	DHS.727/C/16	Washer (Make from standard section J.2039)	4	---	LM	KQ27
	10-20 FS 16353	CHANNEL , at mounting (For spares use 10-20 FS 17685ND)	1	---	---	KQ27
16117	10-20 FS 17685ND	CHANNEL , at mounting (Spares condition)	1	---	C	
12139	10-20 FS 14513ND	PACKING , I.F.F. aerial mounting ... (Drg. No. 10-20 FS 14511)	1	---	C	KQ27
9845	10-20 FS 13175	PLATE , access, rocket pack Attachments for 10-20 FS 13175, Plate :—	1	---	C	KQ27
98D/1007975	AS.1242/1C	Bolt, 2 BA	2	---	C	

FUSELAGE
FUSELAGE STRUCTURE

Ref. No.	Part No.	Description	No. off	Material Specification	Class of Store or L.M	Place No.
9850	10-20 FS 12643	SKIN , bottom forward, between stations 49'-0 and 74'-0	1	—	C	KQ27
	—	SKIN , forward of air brake, group (Drg. No. 10-20 FS 10915) Spares for :—	1	—	—	
	10-20 FS 12675A	BRACKET , air brake switch, on gun beam, assembly (For spares use 10-20 FS 16741A/ND) (Drg. No. 10-20 FS 13541)	1	—	—	KQ16
14558	10-20 FS 16741A/ND	BRACKET , air brake switch, on gun beam, assembly (Spares condition) Attachments for 10-20 FS 12675A, Bracket :—	1	—	P	
28D/9453970	A25/15C	Bolt, 2 BA	2	—	C	
28M/9403520	A27/CP	Nut, 2 BA	2	—	C	
28W/9419475	SP.15/C	Washer	2	—	C	
8967	10-20 FS 11701	BRACKET , skin support, forward and centre of gun beam, Port	1	—	C	KQ15
8968	10-20 FS 11702	BRACKET , skin support, forward and centre of gun beam, Starboard	1	—	C	KQ15
	10-20 FS 12277	DOUBLER , skin, forward of air brake, Port (For spares use 10-20 FS 15621ND)	1	L.71	—	KQ24
12274	10-20 FS 15621ND	DOUBLER , skin, forward of air brake, Port (Spares condition)	1	—	C	
	10-20 FS 12278	DOUBLER , skin, forward of air brake, Starboard (For use spares 10-20 FS 15622ND)	1	L.71	—	KQ24
12275	10-20 FS 15622ND	DOUBLER , skin, forward of air brake, Starboard (Spares condition)	1	—	C	
8969	10-20 N 7627A	HOUSING , micro switch, forward and centre of gun beam, assembly (Pre Mod. 1078)	1	—	C	KQ15
17467	10-20 N 22753A	HOUSING , micro switch, forward and centre of gun boom, assembly (Mod. 1078)	1	—	C	KQ15
8965	10-20 FS 11079	PLATE , reinforcing, forward of gun beam, Port	1	—	C	KQ24
8966	10-20 FS 11080	PLATE , reinforcing, forward of gun beam, Starboard Attachments for 10-20 FS 11079, or 10-20 FS 11080, Plate :—	1	—	C	KQ24
1655	DHS.358/3C	Bolt, 2 BA (cadmium plated head)	4	—	C	KQ24
28M/1006473	A27/CT	Nut, 2 BA	4	—	C	
28W/9419475	SP.15/C	Washer	4	—	C	
	10-20 FS 12369A/ND	SKIN , forward of air brake, Port, assembly (For spares use 10-20 FS 16307A/ND)	1	—	—	KQ24
14173	10-20 FS 16307A/ND	SKIN , forward of air brake, Port, assembly (Spares condition)	1	—	C	
	10-20 FS 12370A/ND	SKIN , forward of air brake, Starboard, assembly (For spares use 10-20 FS 16308A/ND)	1	—	—	KQ24
14174	10-20 FS 16308A/ND	SKIN , forward of air brake, Starboard, assembly (Spares condition)	1	—	C	

FUSELAGE
FUSELAGE STRUCTURE

Ref. No.	Part No.	Description	No. off	Material Specification	Class of Store or L.M	Place No.
	10-20 FS 10009A/2	WALL , nose wheel well side, Port, assembly ... (1st 19 A/c.)	1	—	—	KQ14
	10-20 FS 14601A/2	WALL , nose wheel well side, Port, assembly ... (20th and subsequent A/c)	1	—	—	KQ14
8593	10-20 FS 11007A	BOOM , bottom, assembly ...	1	—	P	KQ14
12260	10-20 FS 15539	BRACKET , hinge, nose undercarriage door latch (Mod. 411)	1	—	C	KQ14
8601	10-20 FS 10755A	BRACKET , hinge, rocket pack, assembly :— Attachments for 10-20 FS 10755A, Bracket :—	1	—	P	KQ14
28D/9133012	A25/3C	Bolt, 2 BA ...	3	—	C	
28D/9709461	AS.1242/3C	Bolt, 2 BA ...	3	—	C	
28M/10288	AGS.2001/C/1	Nut, 2 BA ...	5	—	C	
28M/10328	AGS.2002/C/1	Nut, 2 BA ...	1	—	C	
28W/9419475	SP.15/C	Washer ...	6	—	C	
	10-20 FS 12895A	BRACKET , mounting pipe clamp block, station 83"-93, assembly	1	—	—	KQ14
	10-20 FS 12897ND	BRACKET , bare, 20 SWG ...	1	L.72	LM	KQ14
28M/9144673	AGS.2019/C/1	NUT , anchor, 2 BA ...	2	—	C	
	10-20 FS 15059A	BRACKET , mounting, pipe clamp block, station 93"-0 assembly (Mod. 232)	1	—	—	KQ14
	10-20 FS 15069ND	BRACKET , bare, 20 SWG ...	1	L.72	LM	KQ14
28M/9144673	AGS.2019/C/1	NUT , anchor, 2 BA ...	2	—	C	
	10-20 N 9695	BRACKET , plug, aft of door latch hinge bracket, 18 SWG	1	L.72	LM	KQ14
	—	FITTING , nose undercarriage, Port, group (Drg. No. 10-20 FS 10405) Spares for :—	1	—	—	
	10-20 FS 8561A	ANGLE , attachment, at station 97"-5 assembly	1	—	—	KQ14
	10-20 FS 8067ND	ANGLE , bare, 16 SWG ...	1	L.72	LM	KQ14
28M/11957	AGS.2007/C/1	NUT , anchor, 2 BA ...	1	—	C	
28M/12421	AGS.2018/C/1	NUT , anchor, 2 BA ...	1	—	C	
		Attachments for 10-20 FS 8561A, Angle :—				
28D/1011238	A25/3E	Bolt, 1/2" BSF ...	2	—	C	
28M/1007403	A27/ET	Nut, 1/2" BSF ...	2	—	C	
28W/9418920	SP.10/E	Washer ...	2	—	C	
	10-20 FS 8069	Washer, support, 16 SWG ...	1	L.72	LM	KQ14
8598	10-20 UN 737A	BEARING , pivot, assembly ...	1	—	P	KQ14
		Spares for :—				
	10-20 UN 741	NUT ...	1	S.96	—	KQ14
		Attachments for 10-20 UN 737A, Bearing :—				
28D/9133012	A25/3C	Bolt, 2 BA ...	2	—	C	
28M/9403520	A27/CP	Nut, 2 BA ...	2	—	C	
28W/9419402	SP.13/C	Washer ...	2	—	C	

FUSELAGE
FUSELAGE STRUCTURE

Ref. No.	Part No.	Description	No. off	Material Specification	Class of Store or L.M	Plate No.
8595	10-20 FS 12063	CAP , bearing, undercarriage leg pivot ...	1	—	P	KQ14
		Attachments for 10-20 FS 12063, Cap :—				
8596	10-20 FS 12175	Bolt	1	—	C	KQ14
8597	10-20 FS 93	Nut	2	—	C	KQ14
11862	10-20 FS 14585A	HOUSING , pivot bolt	1	—	C	KQ14
		Attachments for 10-20 FS 14585A, Housing :—				
28D/9133012	A25/3C	Bolt, 2 BA	2	—	C	
28M/9403520	A27/CP	Nut, 2 BA	2	—	C	
28VV/9419402	SP.13/C	Washer	2	—	C	
	10-20 FS 83	HOUSING , radius rod pivot (For spares use 10-20 FS 14419ND)	1	DTD.5034 or DTD.5024	—	KQ14
10211	10-20 FS 14419ND	HOUSING , radius rod pivot (Spares condition)	1	—	P	
		Attachments for 10-20 FS 83, Housing :—				
28D/1011238	A25/3E	Bolt, 1/4" BSF	14	—	C	
28M/1007403	A27/ET	Nut, 1/4" BSF	14	—	C	
28VV/9418920	SP.10/E	Washer	7	—	C	
28VV/9418921	SP.13/E	Washer	7	—	C	
	10-20 FS 14939	HOUSING , undercarriage leg pivot (For spares use 10-20 FS 16383ND)	1	DTD.5034 or DTD.5024	—	KQ14
13655	10-20 FS 16383ND	HOUSING , undercarriage leg pivot (Spares condition)	1	—	P	
		Attachments for 10-20 FS 14939, Housing :—				
28D/1011030	A25/2E	Bolt, 1/4" BSF	2	—	C	
28D/1011238	A25/3E	Bolt, 1/4" BSF	11	—	C	
28D/1008151	A25/4E	Bolt, 1/4" BSF	3	—	C	
28D/1011240	A25/5E	Bolt, 1/4" BSF	2	—	C	
28D/1011255	A25/3G	Bolt, 5/16" BSF	1	—	C	
28D/1202771	A25/4G	Bolt, 5/16" BSF	8	—	C	
28M/1007403	A27/ET	Nut, 1/4" BSF	18	—	C	
28M/1011270	A27/GT	Nut, 5/16" BSF	9	—	C	
28VV/9418921	SP13/E	Washer	18	—	C	
28VV/9419403	SP.13/G	Washer	9	—	C	
	10 FS 213	NUT , anchor, radius rod bearing attachment, fitted to radius rod pivot housing	1	S.96	—	KQ14
20482	10-20 FS 6977	TAG , locking, radius rod bearing attachment bolt, riveted to side plate, 20 SWG	1	—	C	KQ14

FUSELAGE
FUSELAGE STRUCTURE

Ref. No.	Part No.	Description						No. off	Material Specification	Class of Score or L.M	Place No.
		1	2	3	4	5	6				
		Attachments for 10-20 FS 10009A/2 or 10-20 FS 14601A/2, Wall :- (at front bulkhead) :-									
28D/1008151	A25/4E	Bolt, 1/4" BSF	2	—	C	
28D/1202771	A25/4G	Bolt, 3/8" BSF	2	—	C	
28D/1011256	A25/5G	Bolt, 5/16" BSF	1	—	C	
28D/7002427	A25/6G	Bolt, 3/8" BSF	5	—	C	
28D/1206739	A25/4J	Bolt, 3/8" BSF	2	—	C	
28D/1006583	A25/5J	Bolt, 3/8" BSF	3	—	C	
28D/10784	AS.1242/17E	Bolt, 1/2" BSF	6	—	C	
28M/1007403	A27/ET	Nut, 1/2" BSF	8	—	C	
28M/1011470	A27/GT	Nut, 5/16" BSF	8	—	C	
28M/1007404	A27/JT	Nut, 3/8" BSF	5	—	C	
9319	10-20 FS 10371	Shim	1	—	C	KQ14
28W/9418921	SP.13/E	Washer	8	—	C	
28W/9419403	SP.13/G	Washer	7	—	C	
28W/9419466	SP.13/J	Washer	5	—	C	
	10-20 FS 10011A/2	WALL , nose wheel well side, Starboard, assembly (1st 19 A/c.)						1	—	—	KQ14
	10-20 FS 14603A/2	WALL , nose wheel well side, Starboard, assembly (20th and subsequent A/c.)						1	—	—	KQ14
8606	10-20 FS 11009A	BOOM , bottom, assembly						1	—	P	KQ14
12261	10-20 FS 15540	BRACKET , hinge, nose undercarriage door latch (Mod. 411)						1	—	C	KQ14
8610	10-20 FS 10756A	BRACKET , hinge, rocket pack, assembly						1	—	P	KQ14
		Attachments for 10-20 FS 10756A, Bracket :-									
28D/9133012	A25/3C	Bolt, 2 BA	3	—	C	
28D/9709461	AS.1242/3C	Bolt, 2 BA	3	—	C	
28M/10328	AGS.2002/C/1	Nut, 2 BA	5	—	C	
28W/9419475	SP.15/C	Washer	6	—	C	

**FUSELAGE
FUSELAGE STRUCTURE**

Ref. No.	Part No.	Description						No. off	Material Specification	Class of Store or L.M	Plate No.
		1	2	3	4	5	6				
	10-20 S 8649A							1	—	—	KQ14
28M/12421	10-20 S 8651ND							1	L.72	LM	KQ14
	AGS.2018/C/1							2	—	C	
	10-20 FS 15677A							1	—	—	KQ14
28M/12421	10-20 FS 15679ND							1	L.72	LM	KQ14
	AGS.2018/C/1							2	—	C	
	10-20 N 9695							1	L.72	LM	KQ14
	—							1	—	—	
8598	10-20 UN 737A							1	—	P	KQ14
	10-20 UN 741							1	S.96	—	KQ14
28D/9133012	A25/3C							2	—	C	
28M/9403520	A27/CP							2	—	C	
28W/9419402	SP.13/C							2	—	C	
8595	10-20 FS 12063							1	—	P	KQ14
8596	10-20 FS 12175							2	—	C	KQ14
8597	10-20 FS 93							2	—	C	KQ14
11862	10-20 FS 14585A							1	—	C	KQ14
28D/9133012	A25/3C							2	—	C	
28M/9403520	A27/CP							2	—	C	
28W/9419402	SP.13/C							2	—	C	
	10-20 CE 2411A							1	—	—	KQ14
12961	10-20 CE 4411A/ND							1	—	C	
2A/9501176	—							1	—	C	
2A/9501178	—							1	—	C	
28D/9133012	A25/3C							3	—	C	
28D/17056	AS.3294/7E							1	—	C	
28D/13421	AS.3294/9E							1	—	C	
28M/1007403	A27/ET							2	—	C	
28M/9403520	A27/CP							3	—	C	
28W/9418920	SP.10/E							2	—	C	
28W/9419402	SP.13/C							3	—	C	

**FUSELAGE
FUSELAGE STRUCTURE**

Ref. No.	Part No.	Description	No. off	Material Specification	Class of Score or L.M	Plate No.
	10-20 FS 85	HOUSING , radius rod pivot (For spares use 10-20 FS 14421ND)	1	DTD.5034 or DTD.5024	—	KQ14
10212	10-20 FS 14421ND	HOUSING , radius rod pivot (Spares condition) Attachments for 10-20 FS 85, Housing :—	1	—	P	
28D/1011238	A25/3E	Bolt, 1/4" BSF	11	—	C	
28M/1007403	A27/ET	Nut, 1/4" BSF	11	—	C	
28W/9418920	SP.10/E	Washer	5	—	C	
28W/9418921	SP.13/E	Washer	6	—	C	
	10-20 FS 14940	HOUSING , undercarriage leg pivot (For spares use 10-20 FS 16384ND)	1	DTD.683	—	KQ14
13656	10-20 FS 16384ND	HOUSING , undercarriage leg, pivot (Spares condition) Attachments for 10-20 FS 14940, Housing :—	1	—	P	
28D/1011303	A25/2E	Bolt, 1/4" BSF	2	—	C	
28D/1011238	A25/3E	Bolt, 1/4" BSF	11	—	C	
28D/1008151	A25/4E	Bolt, 1/4" BSF	3	—	C	
28D/1011240	A27/5E	Bolt, 1/4" BSF	2	—	C	
28D/1011255	A25/3G	Bolt, 1/8" BSF	1	—	C	
28D/1202771	A25/4G	Bolt, 1/8" BSF	7	—	C	
28M/1007403	A27/ET	Nut, 1/4" BSF	16	—	C	
28M/1011470	A27/GT	Nut, 1/8" BSF	8	—	C	
28W/9418921	SP.13/E	Washer	16	—	C	
28W/9419403	SP.13/G	Washer	8	—	C	
	10 FS 213	NUT , anchor, radius rod bearing attachment, riveted to radius rod pivot housing	1	S.96	—	KQ14
20482	10-20 FS 6977	TAG , locking, radius rod bearing attachment bolt riveted to side plate, 20 SWG Attachments for 10-20 FS 10011A/1 or 10-20 FS 14603A/2, Wall :— (at front bulkhead) :—	1	—	C	KQ14
28D/1008151	A25/4E	Bolt, 1/4" BSF	2	—	C	
28D/1202771	A25/4G	Bolt, 1/8" BSF	2	—	C	
28D/1011256	A25/5G	Bolt, 1/8" BSF	1	—	C	
28D/7002427	A25/6G	Bolt, 1/8" BSF	5	—	C	
28D/1206739	A25/4J	Bolt, 3/8" BSF	2	—	C	
28D/1006583	A25/5J	Bolt, 3/8" BSF	3	—	C	
28D/10784	AS.1242/17E	Bolt, 1/2" BSF	6	—	C	
28M/1007403	A27/ET	Nut, 1/4" BSF	8	—	C	
28M/1011470	A27/GT	Nut, 1/8" BSF	8	—	C	
28M/1007404	A27/JT	Nut, 3/8" BSF	5	—	C	
9319	10-20 FS 10371	Shim	1	—	C	KQ14
28W/9418921	SP.13/E	Washer	8	—	C	
28W/9419403	SP.13/G	Washer	7	—	C	
28W/9419466	SP.13/J	Washer	5	—	C	

FUSELAGE
FUSELAGE STRUCTURE

Ref. No.	Part No.	Description	No. off						Material Specification	Class of Store or L.M.	Place No.
			1	2	3	4	5	6			
		HATCH , Navigator's (See sub-section KL)									
8456	10-20 FS 1447	LATCH , canopy retaining, at rear bulkhead		1						C	KQ5
		Attachments for 10-20 FS 1447, Latch :—									
28D/1013172	AS.1245/SC	Bolt, 2 BA		2						C	
28D/9133012	A25/3C	Bolt, 2 BA		2						C	
28M/10288	AGS.2001/C/1	Nut, 2 BA		2						C	
	10-20 FS 1445ND	Packing		1				L.72	LM	KQ5	
	10-20 FS 12207ND	LINING , oxygen bottle cradle, station 142"-46, 1/8" thick		1				DTD.762	LM	KQ3	
		MECHANISM , Navigator's hatch in fuselage, group (Drg. No. 10-20 FS 4571)		1							
		Spares for :—									
8649	10-20 FS 9711	ANCHOR , cable conduit, at damper release lever (Drg. No. 10-20 FS 16191)		1						C	KQ28
		Attachments for 10-20 FS 9711, Anchor :—									
28M/10290	AGS.2001/E/1	Nut, 1" BSF		1						C	
28W/9419487	SP.16/E	Washer		1						C	
	10-20 FS 9211	ANCHOR , spring, safety catch, 16 SWG		1				L.72	LM	KQ29	
16440	10-20 FS 4643A	BLOCK , hinge, assembly		1						C	KQ29
		Spares for :—									
8472	10-20 FS 3413A	ARM , thrust assembly		1						C	KQ29
		Spares for :—									
19945	10-20 FS 2905	BUSH , flanged		1						C	KQ29
16442	10-20 FS 3859	LINK , drag		1						C	KQ29
		Attachments for 10-20 FS 3859, Link :—									
8471	10-20 FS 4649	Pin		1						C	KQ29
28P/19234	SP.90/E8	Pin, split (SP.9/E10)		1						C	
28W/9419455	SP.10/G	Washer		1						C	
		Attachments for 10-20 FS 4643A, Block :—									
8473	DHS.358/13C	Bolt, 2 BA		1						C	KQ29
8474	DHS.358/14C	Bolt, 2 BA		2						C	KQ29
8475	DHS.358/15C	Bolt, 2 BA		1						C	KQ29
8476	DHS.358/15 1/2 C	Bolt, 2 BA		2						C	KQ29
8477	DHS.358/16C	Bolt, 2 BA		2						C	KQ29
8478	DHS.358/16 1/2 C	Bolt, 2 BA		3						C	KQ29
8479	DHS.358/17C	Bolt, 2 BA		1						C	KQ29
8480	DHS.358/18C	Bolt, 2 BA		1						C	KQ29
28M/1010996	A24/CP	Nut, 2 BA		13						C	
28W/9419475	SP.15/C	Washer		13						C	
28DL/7263	DHS.728/C12	Washer, support		1						C	KQ29
27VB/5344	HYMATIC B.30871	BOTTLE , snap, Type RES.20/1 (Mod. 1288) (Modified to Hymatic Mod. 114/Mod. 3) (For spares see AP.4515E, Vol. 3, Pt. 1)		1						P	KQ30
		Attachments for B.30871, Bottle :—									
14235	10-20 FS 16491	Stud (Mod. 633)		2						C	KQ30
28W/9418921	SP.13/E	Washer		2						C	
8629	10-20 FS 9065A	BRACKET , mounting, seat and bottle, assembly		1						P	KQ30
		Spares for :—									
8630	DHS.418/1/J/".40	BUSH (See Repair section PA)		2						C	KQ30
		Attachments for 10-20 FS 9065A, Bracket :—									
28D/12571	A25/21E	Bolt, 1/2" BSF		1						C	
28D/12635	A25/24E	Bolt, 1/2" BSF		3						C	
8631	10-20 FS 5459	Bolt, special, 3/8" BSF		1						C	
28M/1007403	A27/ET	Nut, 1/2" BSF		4						C	
28M/1011476	A27/JS	Nut, 3/8" BSF		1						C	
28W/9418920	SP.10/E	Washer		4						C	

**FUSELAGE
FUSELAGE STRUCTURE**

Ref. No.	Pars. No.	Description	No. off						Material Specification	Class of Store or L.M	Plate No.
			1	2	3	4	5	6			
	10-20 FS 9731A	BRACKET , support, manual jettison handle, assembly (For spares use 10-20 FS 15999A/ND)	1						—	—	KQ2B
12927	10-20 FS 15999A/ND	BRACKET , support, manual jettison handle, assembly (Spares condition)	1						—	P	
8639	10-20 FS 3873A	CABLE , damper release, assembly... Attachments for 10-20 FS 3873A, Cable :—	1						—	C	KQ2B
28P/9140979	SP.4Z/B4	Pin, shackle	1						—	C	
28P/9527619	SP.90/C7	Pin, split (SP.9/C8)	1						—	C	
28W/9436805	SP.11/C	Washer	1						—	C	
	DHS.86/Mk. 3	CLIP , cables securing Attachments for DHS.86/Mk. 3, Clip :—	1					L.39		LM	
28D/7002428	A25/6C	Bolt, 2 BA	1					—		C	
28M/9403520	A27/CP	Nut, 2 BA	1					—		C	
28W/9419475	AS.2809/4/030 SP.15/C	Tube, distance, 1/2" o/d x 22 SWG x 0"-30 long Washer	1					L.62		LM	
28E/14067	AS.3181/5B	CLIP , " P " Attachments for AS.3181/5B, Clip :—	2					—		C	
28D/1007979	AS.1246/1B	Bolt, 4 BA	1					—		C	
28W/9419465	SP.13/B	Washer	1					—		C	
28E/1012876	AS.3181/4C	CLIP , " P " Attachments for AS.3181/4C, Clip :—	1					—		C	
28D/1007975	AS.1242/1C	Bolt, 2 BA	1					—		C	
28M/10288	AGS.2001/C/1	Nut, 2 BA	1					—		C	
28W/9419402	SP.13/C	Washer	1					—		C	
28E/1012877	AS.3181/5C	CLIP , " P " Attachments for AS.3181/5C, Clip :—	1					—		C	
28D/9710453	AS.1246/4C	Bolt, 2 BA	1					—		C	
28M/10288	AGS.2001/C/1	Nut, 2 BA	1					—		C	
28W/9419402	SP.13/C	Washer	1					—		C	
15967	10-20 FS 17483A	CYLINDER , damper, assembly (Mod. 851) Spares for :—	1						—	P	KQ30
28F/9439533	AGS.1129/B	BODY , banjo, cone	1					—		C	
28F/9423227	AGS.1135/B	BOLT , banjo	1					—		C	
	10-20 FS 8843	CAP , base	1					L.65		—	KQ30
8464	10-20 FS 3803A	CAP , bearing, assembly Spares for :—	1					—		C	KQ30
	DHS.419/2/S/1"-0	BUSH , (See Repair section PA)	1					DTD.197		—	KQ30
8466	J. WALKER 17046	GASKET	2					—		C	KQ30
	10-20 FS 6097A	HEAD , connecting rod, assembly Spares for :—	1					—		—	KQ30
8465	DHS.419/2/1/1"-20	BUSH (See Repair section PA)	1					—		C	KQ30

FUSELAGE

FUSELAGE STRUCTURE

Ref. No.	Part No.	Description	No. off	Material Specification	Class of Store or L.M	Plate No.
8461	10-20 FS 8853A/ND	PISTON , assembly	1	—	C	KQ30
		Spares for :—				
8463	GACO DE/200	RING , piston	1	—	C	KQ30
8462	10-20 FS 7933	RING , retaining	1	—	C	KQ30
14291	10-20 FS 16483	PLUG , blanking (Mod. 629)	1	—	C	KQ30
8467	10-20 FS 11247A/ND	PLUG , compression, assembly	1	—	C	KQ30
28F/9428453	AGS.1186/B	SEAL , bonded	3	—	C	KQ30
		Attachments for 10-20 FS 17483A, Cylinder :—				
8625	10-20 FS 5449	Bolt	1	—	C	KQ29
28M/14537	A58/GS	Nut, $\frac{3}{16}$ " BSF	1	—	C	
28P/9527619	SP.90/C7	Pin, split (SP.9/C8)	1	—	C	
28W/9419476	SP.15/G	Washer	1	—	C	
8638	10-20 FS 4985	EYE-END , damper release cable, at frame 167"	1	—	C	KQ29
		Attachments for 10-20 FS 4985, Eye-end :—				
28M/1011475	A27/EP	Nut, $\frac{1}{4}$ " BSF	1	—	C	
28W/9419405	SP.15/E	Washer	1	—	C	
13809	10-20 FS 14591	FITTING , conical, seat top connection	1	—	C	KQ30
		Attachments for 10-20 FS 14591, Fitting :—				
8631	10-20 FS 5459	Bolt	1	—	C	KQ30
28M/13289	A27/JC	Nut, $\frac{3}{8}$ " BSF	1	—	C	
28W/9419489	SP.16/J	Washer	1	—	C	
	10-20 FS 17379A	HANDLE AND CABLE , manual jettison, assembly (Mod. 684)	1	—	—	KQ28
8643	10-20 FS 9719	ANCHOR , cable	1	—	C	KQ28
	10-20 FS 9729A	BODY , assembly	1	—	—	KQ28
		Attachments for 10-20 FS 9729A, Body :—				
28D/1214870	AS.1246/8B	Bolt, 4 BA	1	—	C	
28M/1006504	A27/BT	Nut, 4 BA	1	—	C	
28W/9419401	SP.10/B	Washer	1	—	C	
20598	10-20 FS 18597A	CABLE , manual jettison, assembly (Mod. 1550)	1	—	C	KQ28
		Attachments for 10-20 FS 18597A, Cable :—				
28P/816	SP.4Y/A6	Pin, shackle	1	—	C	
28P/9527619	SP.90/C7	Pin, split (SP.9/C8)	1	—	C	
28W/9419454	SP.10/C	Washer	1	—	C	
26DV/5365	12-20 FC 897	HANDLE , bare	1	—	C	KQ28
		Attachments for 12-20 FC 897, Handle :—				
28S/1008070	A55/A4	Screw, 6 BA	1	—	C	
28R/13498	AS.1151	PULLEY	1	—	C	KQ28
		Attachments for AS.1151, Pulley :—				
28D/1011242	A25/7E	Bolt, $\frac{1}{4}$ " BSF	1	—	C	
28M/1011467	A27/ES	Nut, $\frac{1}{4}$ " BSF	1	—	C	
28P/9527619	SP.90/C7	Pin, split (SP.9/C8)	1	—	C	
28W/9418921	SP.13/E	Washer	1	—	C	
8645	10-20 FS 9717	SPRING	1	—	C	KQ28
8646	10-20 FS 9721	STEM , handle	1	—	C	KQ28
	10-20 F 3485	LABEL , "Warning seat ... remove chart board" white on red ground, 22 SWG (Mod. 439)	1	Comm. Alum.	LM	KQ28

FUSELAGE
FUSELAGE STRUCTURE

Ref. No.	Part No.	Description	No. of						Material Specification	Class of Store or L.M.	Plate No.
			1	2	3	4	5	6			
8648	10-20 FS 13101	LEVER, damper release, group	1	—	—	KQ28
28D/9140202	AS.1246/1C	ANCHOR, cable	1	—	C	KQ28
8647	10-20 FS 9697	BOLT, 2 BA	2	—	C	
28M/1006473	10-20 FS 9695	BRACKET, 14 SWG	1	L.72	LM	KQ28
28M/10288	AGS.2001/C/1	LEVER, release	1	—	C	KQ28
28P/9429529	A27/CT	NUT, 2 BA	1	—	C	
28P/9527619	SP.4Y/D17	NUT, 2 BA	2	—	C	
28W/9419402	SP.90/C7	PIN, shackle	1	—	C	
28W/9418921	SP.13/C	PIN, split (SP.9/C8)	2	—	C	
	SP.13/E	WASHER	3	—	C	
	10-20 FS 3865A	WASHER	1	—	C	
		LEVER, damper release shaft, assembly	1	—	—	KQ29
26FN/5375	DHS.94/5/105	Attachments for 10-20 FS 3865A, Lever :—	2	—	C	KQ29
		Pin, ground steel, 3/8" dia.	2	—	C	KQ29
20597	10-20 FS 18611	LEVER, manual jettison (Mod. 1550)	1	—	C	KQ29
28D/1011307	A25/25J	Attachments for 10-20 FS 18611, Lever :—	1	—	C	
28M/14766	A24/JT	Bolt, 3/8" BSF	1	—	C	
8637	10-20 FS 9179	Nut, 3/8" BSF	1	—	C	
		Spring	1	—	C	KQ29
8625	10-20 FS 5449	LINK, thrust, group	1	—	—	KQ29
8622	10-20 FS 2909A	BOLT	1	—	C	KQ29
		LINK, thrust, assembly	1	—	C	KQ29
		Spares for :—	2	—	C	KQ29
8623	DHS.419/2/J/375	BUSH (See Repair section PA)	1	—	C	KQ29
8624	DHS.419/2/J/8125	BUSH	1	—	C	KQ29
28M/14537	A58/GS	NUT, 3/8" BSF	1	—	C	
28P/20270	SP.4Z/H21	PIN, shackle	1	—	C	
28P/9527619	SP.90/C7	PIN, split (SP.9/C8)	1	—	C	
28P/19234	SP.90/E8	PIN, split (SP.9/5E10)	1	—	C	
28W/1007698	SP.14/J	WASHER	1	—	C	
28W/9419476	SP.15/G	WASHER	1	—	C	
	10-20 FS 3821	LOCK, damper strut	1	DTD.666	—	KQ29
2353	DHS.94/5/85	Attachments for 10-20 FS 3821, Lock :—	2	—	C	KQ29
		Pin, ground steel, 3/8" dia.	2	—	C	KQ29
28D/1008147	A25/1A	PINS, bearing, cylinder damper, group	1	—	—	
28M/10286	AGS.2001/A/1	BOLT, 6 BA, tag attachment	2	—	C	
8468	10-20 FS 12475	NUT, 6 BA, tag attachment	2	—	C	
8469	10-20 FS 8851	PIN, bearing	1	—	C	KQ30
17289	10-20 FS 12477	PIN, bearing	1	—	C	KQ30
28F/9429527	AGS.1186/BB	PLUG, blanking	1	—	C	KQ30
8470	10-20 FS 10987ND	SEAL, bonded	1	—	C	
26DL/7354	DHS.180 Mk. 1/X	SHIM	2	—	C	KQ30
15744	10-20 FS 13905ND	TAG, wire locking	2	—	C	KQ30
	10-20 FS 16753	PIPE, between damper cylinder and snap bottle	1	DTD.323	PC	KQ30
		PLATE, striking, bottle firing push rod (Mod. 684)	1	—	C	KQ30
28D/9436920	A25/1C	PULLEY AND BRACKET, frame 176"-0, group	1	—	—	
28D/1011242	A25/7E	BOLT, 2 BA	2	—	C	
8650	10-20 FS 9701A	BOLT, 1/2" BSF	1	—	C	
28M/9403520	A27/CP	BRACKET, assembly	1	—	P	KQ29
28M/1011467	A27/ES	NUT, 2 BA	2	—	C	
28P/9527619	SP.90/C7	NUT, 1/2" BSF	1	—	C	
28R/13498	AS.1151	PIN, split (SP.9/C8)	1	—	C	
28W/9419475	SP.15/C	PULLEY	1	—	C	KQ28
28W/9418921	SP.13/E	WASHER	2	—	C	
		WASHER	1	—	C	

**FUSELAGE
FUSELAGE STRUCTURE**

Ref. No.	Part No.	Description	No. off	Material Specification	Class of Store or L.M	Plate No.
20596	10-20 FS 18593A	ROD , push and arm bottle firing, assembly ... (Mod. 1550) Spares for :—	1	—	P	KQ30
20743	10-20 FS 18701	ROD , push	1	—	C	KQ30
15746	10-20 FS 16907	SPRING , torsion	1	—	C	KQ30
15819	10-20 FS 17071A	SHROUD , manual jettison handle, assembly ... (Mod. 439) Attachments for 10-20 FS 17071A, Shroud :—	1	—	P	KQ28
28D/1007982	AS.1248/1C	Bolt, 2 BA	13	—	C	
28M/10288	AGS.2001/C/1	Nut, 2 BA	3	—	C	
28W/9419402	SP.13/C	Washer	6	—	C	
—	—	SPRING , damper release shaft lever, group ...	1	—	—	
8458	10-20 FS 6049	EYE-END	1	—	C	KQ29
8457	10-20 FS 6051	FORK-END	1	—	C	KQ29
28P/5490	SP.4Z/A3	PIN , shackle	1	—	C	
28P/16544	SP.4Z/A6	PIN , shackle	1	—	C	
28P/9527619	SP.90/C7	PIN , split (SP.9/C8)	2	—	C	
8459	10-20 FS 6013	SPRING	1	—	C	KQ29
28W/9419401	SP.10/B	WASHER	2	—	C	
—	—	SPRING , drag link operating, group ...	1	—	—	
26FC/10436	15 FC 3397	EYE-END	1	—	C	KQ29
26FC/10437	15 FC 3399A	FORK-END , assembly	1	—	C	KQ29
28P/9456372	SP.4Z/A4	PIN , shackle	1	—	C	
28P/9527619	SP.90/C7	PIN , split (SP.9/C8)	1	—	C	
26FC/10435	15 FC 3395	SPRING	1	—	C	KQ29
28W/9419401	SP.10/B	WASHER	1	—	C	
—	10-20 FS 13733	STOP , safety catch	1	DHE.234	—	KQ29
—	—	Attachments for 10-20 FS 13733, Stop :—				
28D/7002428	A25/6C	Bolt, 2 BA	1	—	C	
28M/1010997	A24/CT	Nut, 2 BA	1	—	C	
28W/9419454	SP.10/C	Washer	1	—	C	
8686	10-20 FS 5963A	MEMBER , door landing, below bottom longeron, between frames 131"-1 and 148"-0, Port, assembly (Drg. No. 10-20 FS 12055)	1	—	C	KQ23
8687	10-20 FS 5964A	MEMBER , door landing, below bottom longeron, between frames 131"-1 and 148"-0, Starboard, assembly (Drg. No. 10-20 FS 12055)	1	—	C	KQ23
—	—	MOUNTING , radar power unit No. 2, at top and side frames, stns. 87"-5, 95"-1 and 107"-0, Starboard, group (Drg. No. 10-20 FS 8575) Spares for :—	1	—	—	
11785	10-20 F 1163	FORK-END , anti-vibration mounting	1	—	C	KQ31
—	—	Attachments for 10-20 F 1163, Fork-end :—				
28D/1212831	AS.1242/14E	Bolt, 1/2" BSF	1	—	C	
28M/7002430	AGS.2002/E/1	Nut, 1/2" BSF	1	—	C	
28W/9419405	10-20 FS 1207ND SP.15/E	Tube, distance, 0"-39 o/d x 1"-10 long	1	L.65	LM	KQ31
—	—	Washer	1	—	C	
10AJ/150	—	MOUNTING , anti-vibration, Type 959	3	—	P	KQ31
—	—	Attachments for Ref. No. 10AJ/150, Mounting :—				
28D/9436920	A25/1C	Bolt, 2 BA	4	—	C	
28M/10328	AGS.2002/C/1	Nut, 2 BA	4	—	C	
11786	10-20 FS 8761	Washer	4	—	C	KQ31

FUSELAGE
FUSELAGE STRUCTURE

Ref. No.	Part No.	Description	No. off						Material Specification	Class of Score or L.M	Plate No.
			1	2	3	4	5	6			
28FP/1200982	AVDEL LTD. A.415	PIN , "Pip," quick release Attachments for A.415, Pin :—						2	—	C	KQ31
20807	10-20 EC 8295A	Chain, assembly						1	—	C	KQ31
29H/4114	—	Chain, bare, 8"0 long						QR	—	LM	KQ31
28E/9467497	—	Ring, split, 1/2" dia.						2	—	C	KQ31
12026	DHS.180 Mk. 1/Z	Tag						1	—	C	KQ31
	10-20 F 1205A/ND	RAIL AND SUPPORT , assembly Spares for :—						1	—	—	KQ31
11784	10-20 F 1175	PAD , stop Attachments for 10-20 F 1175, Pad :—						1	—	C	KQ31
28D/1007975	AS.1242/1C	Bolt, 2 BA						2	—	C	
28M/1006473	A27/CT	Nut, 2 BA						2	—	C	
11781	10-20 F 1165A	RAIL , assembly Attachments for 10-20 F 1165A, Rail :—						1	—	C	KQ31
28D/1007975	AS.1242/1C	Bolt, 2 BA						8	—	C	
28M/1006473	A27/CT	Nut, 2 BA						4	—	C	
	10-20 F 1155	Plate, support, steel, 10 SWG						2	DTD.124	LM	KQ31
	10-20 F 1157	Washer, support, 10 SWG						1	L.72	LM	KQ31
11782	10-20 F 1161	SUPPORT , front rail						1	—	C	KQ31
11783	10-20 F 1159	SUPPORT , rear rail						1	—	C	KQ31
		Attachments for 10-20 F 1205A/ND, Rail :—									
28D/9706306	A25/17E	Bolt, 3/8" BSF						2	—	C	
28M/7002430	AGS.2002/E/1	Nut, 3/8" BSF						2	—	C	
	10-20 F 1207ND	Tube, distance, 0"-39 o/d x 1"-10 long						2	L.65	LM	KQ31
28W/9419405	SP.15/E	Washer						2	—	C	
	—	MOUNTING , top, indicator unit, between stns. 95"-10 and 107", Starboard, group (Drg. No. 10-20 FS 9313) Spares for :—						1	—	—	KQ39
	10-20 FS 9381	ANGLE , support, inboard, 18 SWG						1	L.72	LM	KQ39
	10-20 FS 10609	ANGLE , support, outboard, 18 SWG						1	L.72	LM	KQ39
14442	10-20 FS 9385	BLOCK , spacing, anti-vibration mounting, inboard						1	—	C	KQ39
5K/3389	AS.3360/C/4C	LEAD , bonding, flexible						1	—	C	KQ39
14443	10-20 FS 9331A	LINK , indicator mounting, assembly Spares for :—						1	—	C	KQ39
20807	10-20 EC 8295A	CHAIN , retaining, quick release pin, assembly						1	—	C	KQ39
29H/4114	—	CHAIN , 8"-0 long						QR	—	C	
29H/—	—	RING , split, 3/8" dia.						2	St. Steel	—	
12026	DHS.180 Mk. 1/Z	TAG						1	—	C	
	10-20 R 3383	LEAD , bonding, flexible						1	—	LM	KQ39
5K/1489	PLESSEY 16/4"-0048	BRAID , flexible, tinned copper						QR	—	C	
5X/7331	—	INSERT , socket						1	—	C	
5X/3146	—	SLEEVE , adapter						1	—	C	
5X/9400385	—	TERMINATION , lug, 12 amp.						1	—	C	
		Attachments for 10-20 R 3383, Lead :—									
28M/10288	AGS.2001/C/1	Nut, 2 BA						1	—	C	
28S/1008081	A33/C10	Screw, 2 BA						1	—	C	
	AVDEL LTD.										
28FP/1097	A.427	PIN , "Pip," with handle						1	—	C	
14444	10-20 FS 9379	SHAFT , half Attachments for 10-20 FS 9379, Shaft :—						2	—	C	KQ39
28D/9140644	A25/9C	Bolt, 2 BA						1	—	C	
28M/10328	AGS.2002/C/1	Nut, 2 BA						1	—	C	
28W/9419475	SP.15/C	Washer						1	—	C	

FUSELAGE

FUSELAGE STRUCTURE

Ref. No.	Part No.	Description	No. off	Material Specification	Class of Score or L.M.	Place No.
10AJ/147	—	MOUNTING , anti-vibration, Type 956 ...	2	—	C	KQ39
28D/9436920	A25/1C	Attachments for Ref. No. 10AJ/147, Mounting :—				
28D/9133012	A25/3C	Bolt, 2 BA ...	4	—	C	
28M/10328	AGS.2002/C/1	Bolt, 2 BA (outboard mounting only) ...	4	—	C	
28W/9419475	SP.15/C	Nut, 2 BA ...	4	—	C	
		Washer ...	4	—	C	
10AJ/150	—	MOUNTING , anti-vibration, Type 959 ...	1	—	C	KQ39
28D/9436920	A25/1C	Attachments for Ref. No. 10AJ/150, Mounting :—				
28M/10328	AGS.2002/C/1	Bolt, 2 BA ...	4	—	C	
28W/9419475	SP.15/C	Nut, 2 BA ...	4	—	C	
		Washer ...	4	—	C	
	10-20 FS 10601A	STIFFENER , mounting, inboard, assembly ...	1	L.72	—	KQ39
	10-20 FS 10655	STIFFENER , mounting, outboard ...	1	L.72	—	KQ39
	10-20 FS 12177A	PANEL , side, Port, assembly ...	1	—	—	KQ32
7936	10-20 FS 5819	Spares for :—				
		BLOCK , rubbing, canopy jettison cable, at frame	1	—	C	KQ34
		96"0 (Drg. No. 10-20 FS 3291)				
		Attachments for 10-20 FS 5819, Block :—				
28D/8307	AS.1242/2C	Bolt, 2 BA ...	2	—	C	
	10-20 N 6275A	BRACKET , attachment, anti-" G " clip, assembly	6	—	—	KQ32
	10-20 N 6273ND	BRACKET , bare, 20 SWG ...	1	L.72	LM	KQ32
28M/9434253	AGS.2007/B/1	NUT , 4 BA, anchor ...	1	—	C	
	10 FS 4453	BRACKET , attachment, duct, assembly ...	1	—	—	KQ32
	10 FS 4435ND	ANGLE ...	1	L.72	LM	KQ32
28M/9434253	AGS.2007/B/1	NUT , 4 BA, anchor ...	2	—	C	
28M/9434252	AGS.2018/B/1	NUT , 4 BA, anchor ...	2	—	C	
	10-20 N 14395	BRACKET , attachment, lamp, aft of frame 96"0	1	L.72	LM	KQ34
		(Drg. No. 10-20 FS 3291) (Mod. 821)				
		BRACKET , mounting, throttle, speed trim, group	1	—	—	
		(Drg. No. 10-20 FS 3291) (Mod. 1428)				
20294	10-20 N 24601A	BRACKET , mounting, top assembly ...	1	—	C	KQ34
20293	10-20 N 24577A	BRACKET , mounting, bottom assembly ...	1	—	C	KQ34
	10-20 N 24605A	BRACKET , mounting, assembly ...	1	—	—	
	10-20 N 24609A	BRACKET , mounting, assembly ...	1	—	—	
7925	10-20 FS 5127A	BRACKET , attachment, leading edge duct, assembly	2	—	C	KQ32
		(Drg. No. 10-20 FS 2263)				
		Attachments for 10-20 FS 5127A, Bracket :—				
28D/1200119	A25/4C	Bolt, 2 BA ...	4	—	C	
7953	10-20 FS 2253ND	Shim ...	1	—	C	KQ32
	10-20 FS 14139A	BRACKET , channel, anti-" G " valve, assembly	1	—	—	KQ32
		(For spares use 10-20 FS 17018A/ND)				
15077	10-20 FS 17081A/ND	BRACKET , channel, anti-" G " valve, assembly	1	—	C	
		(Spares condition)				
7956	10-20 FS 4559	BRACKET , corner, at frame stn. 167" ...	1	—	C	KQ32
		Attachments for 10-20 FS 4559, Bracket :—				
5550	DHS.395/2C	Bolt, sealed, 2 BA ...	6	—	C	KQ32
28M/9403520	A27/CP	Nut, 2 BA ...	6	—	C	
28W/9419454	SP.10/C	Washer ...	6	—	C	
17313	10-20 FS 20547A	BRACKET , deflection, crash carrier, on fuselage	1	—	C	KQ34
		panel at leading edge of boundary				
		layer and fuselage intake panels, at				
		stringer No. 3, stn. 131"10, assembly				
		(Mod. 892)				
		Attachments for 10-20 FS 20547A, Bracket :—				
28D/1007982	AS.1248/1C	Bolt, 2 BA ...	6	—	C	

FUSELAGE
FUSELAGE STRUCTURE

Ref. No.	Part No.	Description	No. off	Material Specification	Class of Store or L.M	Plate No.
	—	BRACKET , mounting, airstream direction detector, at stn. 55"-29, group (Drg. No. 10-20 N 21093)	1	—	—	KQ33
	10-20 N 22255A	BRACKET , mounting, assembly (Mod. 1098) (For spares use 10-20 N 23873A/ND)	1	—	—	KQ33
	10-20 N 23873A/ND	BRACKET , mounting, assembly (Spares condition) Spares for:—	1	—	—	
18397	10-20 N 22263ND	PLATE , nut	2	—	C	KQ33
28M/9144673	AGS.2019/C/1	NUT , 2 BA, anchor	2	—	C	
	—	DETECTOR , airstream direction (See subsection ECJ)	—	—	—	
18398	10-20 N 23609A	PLATE , mounting, assembly (Mod. 1098) ... Spares for:—	1	—	C	KQ33
16912	10-20 N 20637	RING , adapter (Mod. 1053)	1	—	C	KQ33
16914	10-20 N 20641	RING , indexing (Mod. 1053)	1	—	C	KQ33
16913	10-20 N 20639	RING , vernier indexing (Mod. 1053)	1	—	C	KQ33
	—	Attachments for 10-20 N 23609A, Plate:—				
28D/8307	AS.1242/2C	Bolt , 2 BA	4	—	C	
16909	10-20 N 20899ND	SHIM , Attewell, under mounting bracket ... (Mod. 1053)	QR	—	C	KQ33
	10-20 FS 11541A	BRACKET , support, canopy jettison cable guard, at undercarriage control mounting, assembly	1	—	—	KQ33
	10 FS 4469A	CAP , sealing, bleed fairing attachment, between frames 131"-1 and 148"-0, assembly	2	—	—	KQ34
	10-20 FS 14427	CAP , sealing, Pilot's ladder housing, at stn. 120"-50, Port (Mod. 278)	1	L.64	—	LQ34
27KD/614	NORMALAIR 505560	CONNECTION , ground pressurising	1	—	P	KQ32
7941	10-20 FS 3169A	COVER , access, between frames 87"-5 and 96"-0 assembly Spares for:—	1	—	C	KQ32
	10-20 FS 17397A/ND	CORD , retaining, assembly	1	—	—	KQ32
	10-20 FS 17417ND	CORD , nylon, 16"-0 long	1	—	LM	KQ32
26FN/3374	DHS.180 Mk. 2/X	TAG	2	—	C	KQ32
	10-20 FS 20569ND	SEAL , rubber (Make from standard section J.1095 Ref. No. 26FY/12180)	1	DPH.221	LM	KQ32
	—	Attachments for 10-20 FS 3169A, Cover:—				
28D/1007975	AS.1242/1C	Bolt , 2 BA	14	—	C	
7945	10-20 FS 2641A	COVER , access, between frames 96"-0 and 131"-10, assembly Spares for:—	3	—	C	KQ32
	10 FS 4954A	CHAIN , attachment, assembly	1	—	—	KQ32
	10 FS 4947ND	CHAIN , 3/8" x 16 x 4"-0 long, dual link, brass, cadmium plated	1	—	LM	KQ32
26FN/3374	DHS.180 Mk. 2/X	TAG	1	—	C	KQ32
	10-20 FS 20565ND	SEAL , rubber (Make from standard section J.1095, Ref. No. 26FY/12180)	1	DHP.221	LM	KQ32
	—	Attachments for 10-20 FS 2641A, Cover:—				
28D/1007975	AS.1242/1C	Bolt , 2 BA	10	—	C	

FUSELAGE

FUSELAGE STRUCTURE

Ref. No.	Part No.	Description	No. off	Material Specification	Class of Store or L.M	Plate No.
7919	10 FS 4825A	COVER , access, inspection, between frames 167" and 167", assembly Spares for :—	1	—	C	KQ32
	10 FS 4945A	CHAIN , assembly	1	—	—	KQ32
	10 FS 4947ND	CHAIN , 3/8" x 16 x 4" long, dual link, brass, cadmium plated	1	—	LM	KQ32
26FN/3374	DHS.180.Mk.2/X	TAG Attachments for 10 FS 4945A, Chain :—	1	S.510	C	KQ32
28D/1008147	A25/1A	Bolt, 6 BA	1	—	C	
28M/10326	AGS.2002/A/1	Nut, 6 BA	1	—	C	
28W/9419464	SP.13/A	Washer	1	—	C	
	10 FS 4939ND	SEAL , rubber (Make from standard section J.1095, Ref. No. 26FY/12180) Attachments for 10 FS 4825A, Cover :—	1	—	LM	KQ32
28D/1007975	AS.1242/1C	Bolt, 2 BA	10	—	C	
	10-20 FS 16229A/ND OR 10-20 FS 16231A/ND 10-20 FS 3091A	DUCT , cabin ram air, assembly (Drg. No. 10-20 FS 6209)	1	—	—	KQ32
	10-20 FS 4951A	FRAME , nose access, door, Port, assembly Spares for :—	1	—	—	KQ32
7924	10-20 FS 4951A	ANCHORAGE , fastener, assembly Attachments for 10-20 FS 4951A, Anchorage :—	2	—	C	KQ32
28M/10330	AGS.2002/E/1	Nut, 1/2" BSF	2	—	C	
28W/9418921	SP.13/E	Washer	2	—	C	
7959	10-20 FS 11323ND	ANGLE , sealing, aft, 18 SWG	1	L.72	C	KQ32
7960	10-20 FS 11325ND	ANGLE , sealing, forward, 18 SWG	1	L.72	C	KQ32
	10-20 FS 4955	BRACKET , struc, 16 SWG	1	L.73	LM	KQ32
	10-20 FS 6773ND	STRIP , sealing	1	—	LM	KQ32
	10-20 FS 2117A	FRAME , stn. 96"-0, assembly Spares for :—	1	—	—	KQ33
	10-20 FS 7495A	ANGLE , closing, assembly	1	—	—	KQ33
	10-20 FS 7739ND	ANGLE , bare, 20 SWG	1	L.72	LM	KQ33
28M/11957	AGS.2007/C/1	NUT , 2 BA, anchor	2	—	C	
	10 FS 4111A	BRACKET , pipe clamp attachment, assembly	1	—	—	KQ33
	10 FS 4113ND	BRACKET , bare	1	L.72	LM	KQ33
28M/11957	AGS.2007/C/1	NUT , 2 BA, anchor	2	—	C	
	10-20 CE 3127	FAIRLEAD , ram air cable Attachments for 10-20 CE 3127, Fairlead :—	1	LFS.23	LM	KQ33
28D/9133012	A25/3C	Bolt, 2 BA	3	—	C	
28M/10288	AGS.2001/C/1	Nut, 2 BA	3	—	C	
28W/9419402	SP.13/C	Washer	3	—	C	

FUSELAGE
FUSELAGE STRUCTURE

Ref. No.	Part No.	Description	No. off	Material Specification	Class of Store or L.M	Place No.
	10-20 FS 16421A	GUARD , canopy jettison cable, at undercarriage control mounting	1	L.72	—	KQ34
		Attachments for 10-20 FS 16421A, Guard :—				
28D/9140202	AS.1246/1C	Bolt, 2 BA	2	—	C	
28D/9436920	A25/1C	Bolt, 2 BA	1	—	C	
28M/10288	AGS.2001/C/1	Nut, 2 BA	1	—	C	
28VV/9419402	SP.13/C	Washer	1	—	C	
	—	HOUSING , canopy jettison external handle, assembly (See sub-section KC)	—	—	—	
	—	HOUSING , Pilot's ladder, group... (Drg. No. 10-20 FS 17793) (Mod. 951)	1	—	—	KQ43
	—	HOUSING , ladder, group	1	—	—	
16575	10-20 FS 17631	CAP	1	L.64	C	KQ34
16576	10-20 FS 17633	PLATE , bearing	1	L.64	C	KQ34
	10-20 FS 17427	PLATE , packing (For spares use 10-20 FS 20623ND)	1	—	—	KQ34
16955	10-20 FS 20623ND	PLATE , packing (Spares condition)	1	—	C	
28S/1200067	A33/B36	SCREW , 4 BA	6	—	C	
	10-20 FS 17705	STIFFENER , top, Pilot's ladder housing, Port (For spares use 10-20 FS 20675ND)	1	—	—	KQ34
16982	10-20 FS 20675ND	STIFFENER , top, Pilot's ladder housing, Port (Spares condition)	1	—	C	
16906	10-20 CE 4771	LABEL , undercarriage control instructions, at frame 96"0 (Mod. 702)	1	L.72	C	KQ33
	10-20 FS 2185	MEMBER , diffusion, between frame stn. 154"-39 and bulkhead stn. 176"0 (For spares use 10-20 FS 14825ND)	1	DTD.5024	—	KQ32
11088	10-20 FS 14825ND	MEMBER , diffusion, between frame stn. 154"-39 and bulkhead stn. 176"0 (Spares condition)	1	DTD.5024	C	
		Attachments for 10-20 FS 2185, Member :—				
28D/9133012	A25/3C	Bolt, 2 BA	2	—	C	
28D/17514	A60/2G	Bolt, $\frac{3}{8}$ " BSF	5	—	C	
5550	DHS.395/2C	Bolt, sealed, 2 BA	21	—	C	KQ32
28M/1011470	A27/GT	Nut, $\frac{3}{8}$ " BSF	5	—	C	
28M/9403520	A27/CP	Nut, 2 BA	23	—	C	
28VV/9419454	SP.10/C	Washer	23	—	C	
	10-20 FS 3759ND	Washer, $\frac{1}{2}$ " o/d x $\frac{5}{16}$ " i/d x 18 SWG	5	L.72	LM	KQ32
	—	MOUNTING , ice detector head, group (Mod. 825) (Drg. No. 10-20 FS 17581)	1	—	—	KQ34
	10-20 FS 17289	PACKING , (For spares use 10-20 FS 21123ND)	1	LFS.21, 23 or 26	—	KQ34
16770	10-20 FS 21123ND	PACKING (Spares condition)	1	LFS.21, 23 or 26	C	
	10-20 FS 17281A	PLATE , mounting, assembly (For spares use 10-20 FS 21119A/ND)	1	—	—	KQ32
16804	10-20 FS 21119A/ND	PLATE , mounting, assembly (Spares condition)	1	—	C	
	10-20 FS 17287	PLATE , reinforcing (For spares use 10-20 FS 21121ND)	1	L.73	—	KQ34
16769	10-20 FS 21121ND	PLATE , reinforcing (Spares condition)	1	L.73	C	

**FUSELAGE
FUSELAGE STRUCTURE**

Ref. No.	Part No.	Description	No. off	Material Specification	Class of Store or LM	Plate No.
	—	MOUNTING , outside hood switch, group ... (Org. No. 10-20 FS 9519)	1	—	—	KQ34
7935	10-20 FS 9509A	MOUNTING , assembly ... Spares for:—	1	—	P	KQ34
	10-20 FS 9511ND	FLANGE , 20 SWG ...	1	L.72	LM	KQ34
	10-20 FS 9515ND	PLATE , reinforcing, 12 SWG ...	1	L.72	LM	KQ34
		Attachments for 10-20 FS 9509A, Mounting:—				
28D/9131782	AS.1242/2B	Bolt, 4 BA ...	12	—	C	
28M/10287	AGS.2001/B/1	Nut, 4 BA ...	12	—	C	
28W/9419474	SP.15/B	Washer ...	12	—	C	
7934	10-20 FS 9517	SEAL , switch ... (Natural rubber, shore hardness 40°)	1	—	C	KQ34
	—	MOUNTING , power unit No. 1, at stns. 64" and 72", group (Org. No. 10-20 FS 13313)	1	—	—	KQ32
	10-20 FS 13351A	BRACKET , support, wave guide pressurisation electronic tap and pressure reducing valve, assembly (For spares use 10-20 FS 17031A/ND)	1	—	—	KQ32
15149	10-20 FS 17031A/ND	BRACKET , support, wave guide pressurisation electronic tap and pressure reducing valve, assembly (Spares condition)	1	—	C	
7939	10-20 FS 7045A	MOUNTING , aft, power unit No. 1, assembly	1	—	C	KQ32
	10-20 FS 7047A	MOUNTING , forward, power unit No. 1, assembly (For spares use 10-20 FS 15997A/ND)	1	—	—	KQ32
12610	10-20 FS 15997A/ND	MOUNTING , forward, power unit No. 1, assembly (Spares condition)	1	—	C	
		Attachments for 10-20 FS 7045A or 10-20 FS 7047A, Mountings (per pair):—				
28D/9436920	A25/1C	Bolt, 2 BA ...	5	—	C	
28M/1006473	A27/CT	Nut, 2 BA ...	5	—	C	
26DL/7260	DHS.727/C16	Washer, saddle, 16 SWG ...	5	—	C	KQ32
	—	MOUNTING , resistance and fuse unit, rocket battery, group (Org. No. 10-20 FS 13709)	1	—	—	
		Spares for:—				
28D/1214091	AS.1242/2C	BOLT , 2 BA ...	2	—	C	
11730	10-20 FS 13719A	DOOR , assembly ...	1	—	P	KQ32 KQ36
		Spares for:—				
28FP/80	DZUS F4/60	FASTENER ...	2	—	C	
28FP/78	DZUS F4/50	FASTENER ...	3	—	C	
28FP/1020	DZUS GH/4	GROMMET ...	5	—	C	
11731	10-20 FS 13759A	HINGE , assembly ...	1	—	C	KQ32
	10-20 FS 13757	PACKING , hinge, 14 SWG ...	1	L.72	LM	KQ32
14049	10-20 FS 16479ND	GASKET , rubber sealing ...	1	—	C	KQ32
28M/9435067	AGS.2008/C/1	NUT , 2 BA, anchor ...	2	—	C	
	10-20 FS 13721ND	PACKING , 11 SWG ...	1	L.73	LM	KQ32
	DHS.877/C20	PLATE , packing, anchor nut ...	1	L.72	—	KQ32
28FP/333	DZUS S4/250	SPRING ...	5	—	C	KQ32
		Attachments for S4/250, Spring (per set):—				
28W/9419446	SP.10/A	Washer ...	4	—	C	
28W/9419464	SP.13/A	Washer ...	4	—	C	

**FUSELAGE
FUSELAGE STRUCTURE**

Ref. No.	Part No.	Description	No. off	Material Specification	Class of Store or L.M.	Plate No.
	—	UNIT , resistance and fuse	—	—	—	
		(See sub-section BA)				
7957	10-20 FS 2273A	MOUNTING , undercarriage control, at frame 96"0, assembly	1	—	P	KQ33
		Attachments for 10-20 FS 2273A, Mounting :—				
28D/1013177	AS.1242/2E	Bolt, 1/2" BSF	1	—	C	
28D/1213065	AS.4566/4E	Bolt, 1/2" BSF	3	—	C	
28D/—	AS.4566/19E	Bolt, 1/2" BSF	1	—	—	
9561	10-20 FS 8117	Bolt, shouldered, 2 BA	2	—	C	KQ33
28M/5808573	A27/CS	Nut, 2 BA	2	—	C	
28M/10282	AGS.2001/E/3	Nut, 1/2" BSF	4	—	C	
7958	10 FS 4183	Nut, 1/2" BSF	1	—	C	KQ33
28P/9527619	SP.90/C7	Pin, split (SP.9/C8)	2	—	C	
28W/9418921	SP.13/E	Washer	2	—	C	
28W/1006945	AGS.2035/E	Washer, shakeproof	1	—	C	
28W/9419405	SP.15/E	Washer	4	—	C	
26FN/3275	DHS.69/DD	Washer, shim (1/8" nominal)	2	—	C	KQ32
	10-20 FS 12497ND	PANEL , side, bare	1	DTD.746	—	KQ32
	10 FS 4473A	PLATE , nut, cold air intake attachment, between frames 131"1 and 148"0, assembly	2	—	—	KQ34
	10 FS 4475ND	PLATE , bare	1	DTD.423	LM	KQ34
28M/9435560	AGS.2007/E/1	NUT , 1/2" BSF, anchor	1	—	C	
11566	10-20 S 12313A	TRAP , moisture, A.S.I., between frames 118"5 and 131"1, assembly	1	—	P	KQ34
		Spares for :—				
11567	10-20 S 3873	BODY , union	3	—	C	KQ34
7950	10 S 233	PLUG	2	—	C	KQ34
28F/1202394	AGS.1138/A	WASHER , jointing	2	—	C	
28F/9648	AGS.1138/BB	WASHER , jointing	4	—	C	
	10-20 FS 12179A/1	PANEL , side, Starboard, assembly	1	—	—	KQ35
		Spares for :—				
13472	10-20 FS 16201	BLOCK , packing, lower, between stringer Nos. 1 and 2, stn. 95"10 (Drg. No. 10-20 FS 14857A)	1	—	C	KQ35
13473	10-20 FS 16202	BLOCK , packing, upper, between stringer Nos. 1 and 2 stn. 95"10 (Drg. No. 10-20 FS 14857A)	1	—	C	KQ35
13474	10-20 FS 16203	BLOCK , packing, lower, between stringer Nos. 2 and 3, stn. 95"10 (Drg. No. 10-20 FS 14857A)	1	—	C	KQ35
13475	10-20 FS 16204	BLOCK , packing, upper, between stinger Nos. 2 and 3, stn. 95"10 (Drg. No. 10-20 FS 14857A)	1	—	C	KQ35
17018	10-20 FS 20575	BLOCK , tapped, anchor point for window opening tool, Navigators window, lower (Mod. 1085)	1	—	C	KQ35
17017	10-20 FS 20573	BLOCK , tapped, anchor point for window opening tool, Navigators window, upper (Mod. 1085)	1	—	C	KQ35

FUSELAGE

FUSELAGE STRUCTURE

Ref. No.	Part No.	Description	No. off	Material Specification	Class of Store or L.M.	Plate No.
	10-20 FS 15223A	BRACKET , anchor nut, on gun beam, frame stn. 131"-10 aft, assembly (Mod. 239) (Ref. Drg. No. 10-20 FS 17619A)	1	—	—	KQ35
28M/11957	10-20 FS 15221ND	BRACKET , bare, 18 SWG	1	L.72	LM	KQ35
	AGS.2007/C/1	NUT , anchor, 2 BA	2	—	C	
	10-20 FS 11161A	BRACKET , anchor nut, on stringer No. 5, between frame stns. 118"-5 and 131"-10, assembly	2	—	—	KQ35
28M/11957	10-20 FS 11163ND	BRACKET , bare, 18 SWG	1	L.72	LM	KQ35
	AGS.2007/C/1	NUT , 2 BA, anchor	1	—	C	
	10-20 FS 14679A	BRACKET , angle, on stringer No. 5, between frame stns. 131"-10 and 148"-0, assembly (Mod. 239)	1	—	—	KQ35
28M/9434253	10-20 FS 14677ND	BRACKET , bare, 18 SWG	1	L.72	LM	KQ35
	AGS.2007/B/1	NUT , 4 BA, anchor	1	—	C	
	10-20 FS 10595A	BRACKET , angle on stringers Nos. 1 to 4, between frame stns. 95"-10 and 107"-0, assembly	4	—	—	KQ35
28M/8904 7918	10-20 FS 10593ND	BRACKET , bare, 18 SWG	1	L.72	LM	KQ35
	AGS.2012/B/11	NUT , 4 BA, anchor	1	—	C	
	10-20 FS 4560	BRACKET , corner, at frame stn. 167" (Drg. No. 10-20 FS 3429)	1	L.53	C	KQ35
5550	DHS.395/2C	Attachments for 10-20 FS 4560, Bracket :—				
28M/9403520	A27/CP	Bolt, sealed, 2 BA	6	—	C	KQ35
28W/9419454	SP.10/C	Nut, 2 BA	6	—	C	
		Washer	6	—	C	
	10-20 FS 15733A	BRACKET , channel support, at stringer No. 3, between frame stns. 131"-01 and 148"-0, Starboard, assembly (Pre Mod. 722)	1	—	—	KQ35
	10-20 FS 17251A	BRACKET , channel support, at stringer No. 3, between frame stns. 131"-10 and 148"-0, Starboard, assembly (Mod. 722)	1	—	—	KQ35
28D/1007980	AS.1246/1C	Attachments for 10-20 FS 17251A, Bracket :—				
		Bolt, 2 BA	6	—	C	
17313	10-20 FS 20547A	BRACKET , deflection, crash barrier, on fuselage panel at leading edge of boundary layer and fuselage intake panels, at stringer No. 3, stn. 131"-10, assembly (Mod. 892)	1	—	C	KQ34
28D/1007982	AS.1248/1C	Attachments for 10-20 FS 20547A, Bracket :—				
		Bolt, 2 BA	6	—	C	
	10-20 FS 13894	BRACKET , frame stns. 154"-39 (Drg. No. 10-20 FS 12505)	1	—	—	KQ35
28D/1007971	A25/1B	Attachments for 10-20 FS 13894, Bracket :—				
28M/9403519	A27/BP	Bolt, 4 BA	1	—	C	
28W/9419401	SP.10/B	Nut, 4 BA	1	—	C	
		Washer	1	—	C	

**FUSELAGE
FUSELAGE STRUCTURE**

Ref. No.	Part No.	Description	No. off						Material Specification	Class of Store or LM	Plate No.	
			1	2	3	4	5	6				
	10-20 FS 15289A	BRACKET , mounting, auto-accelerometer, between stringers Nos. 6 and 6C and frame stns. 131"-10 and 148"-0, Starboard, assembly (Drg. No. 10-20 FS 14075)							1	—	—	KQ36
	10-20 FS 15293	BRACKET , bare, 18 SWG							1	L.72	LM	KQ35
	10-20 FS 15295	PLATE , gusset, 18 SWG							1	L.72	LM	KQ35
	10-20 FS 15279A	PLATE , gusset, assembly							1	—	—	KQ35
28M/12421	AGS.2018/C/1	NUT , 2 BA, anchor							1	—	C	
	10-20 FS 15281ND	PLATE , gusset, bare, 18 SWG							1	L.72	LM	KQ35
	10-20 FS 15291ND	SECTION , Burley rubber, 1/2" o/d x 0"-05 slot x 2"-35 long							QR	—	LM	KQ35
		Attachments for 10-20 FS 15289A, Bracket :—										
28D/9436920	A25/1C	Boit, 2 BA							3	—	C	
28W/9419402	SP.13/C	Washer							3	—	C	
	10-20 FS 14671A	BRACKET , mounting, clamp, frame stn. 68"-75, lower, assembly							1	—	—	KQ36
	10-20 FS 14673ND	BRACKET , bare, 20 WG							1	L.72	LM	KQ36
28M/9144673	AGS.2019/C/1	NUT , 2 BA, anchor							1	—	C	
	10-20 FS 17258A	BRACKET , mounting, fuselage blocks, at stringer No. 3, frame stn. 148", assembly (Mod. 722)							1	L.72	—	KQ35
	10-20 FS 20017A	BRACKET , Navigator's arm rest, at stringer No. 3, between frame stns. 118"-5 and 131"-10, assembly, 18 SWG (Mod. 913)							1	L.72	—	KQ35
	—	BRACKET , mounting, relay box, group (Drg. No. 10-20 FS 13869A) Spares for :—							1	—	—	
	10-20 FS 14607A	BRACKET , mounting, aft, stn. 170"-8, assembly							1	—	—	KQ35
	10-20 FS 14605	BRACKET , mounting, forward bottom, between frame stns. 154"-39 and 160"-64, 20 SWG							1	L.72	—	KQ35
	10-20 FS 13873	BRACKET , mounting, forward top, between frame stns. 154"-39 and 160"-64, 20 SWG							1	L.72	—	KQ35
	10-20 FS 14675	PLATE , attachment, aft, 20 SWG							1	L.72	—	KQ35
	10-20 FS 17265A	BRACKET , support, Navigator's arm rest, at stringer No. 3, frame stn. 131"-10, assembly, 18 SWG (Mod. 722)							1	L.72	—	KQ35
16573	10-20 FS 17781	BUSH , mounting, between frame stns. 95"-10 and 107"-0, and 118"-5 and 131"-10 (Mod. 942)							2	L.65	C	KQ35
	10 FS 4471A	CAP , sealing, bleed fairing intake attachment, assembly							2	—	—	KQ34
	10-20 FS 9329	CAP , sealing, Navigator's lower ladder housing							1	DTD.423	—	KQ34
	10-20 FS 14945A	CLIP , "U," cable support, stn. 167"-0, assembly (Drg. No. 10-20 FS 14479) (Mod. 96)							1	—	—	KQ35
	10-20 FS 15143ND	CLIP , "U" bare, 18 SWG							1	DTD.187	LM	KQ35
14375	DHS.181/18	TUBING , protective, 18 m/m i/d							QR	PVC	C	KQ35

FUSELAGE

FUSELAGE STRUCTURE

Ref. No.	Part No.	Description	No. off						Material Specification	Class of Store or L.M	Place No.
			1	2	3	4	5	6			
7915	10-20 FS 2933A	COVER , access, intermediate aft of nose access door Spares for :—	1						C	KQ35	
	10-20 FS 20567ND	SEAL , synthetic rubber ($\frac{3}{16}$ " dia. shore hardness 40°)	1					DHP.221	LM	KQ35	
28D/8306	AS.1242/1C	Attachments for 10-20 FS 2933A, Cover :— Bolt, 2 BA	14					—	C		
7919	10 FS 4825A	COVER , access, inspection, assembly (Pre Mod. 858)	1					—	C	KQ35	
17312	10-20 FS 17133A	COVER , access, inspection, assembly (Mod. 858) Spares for:—	1					—	C	KQ35	
	10 FS 4945A	CHAIN , assembly	1					—	—	KQ32	
	10 FS 4947ND	CHAIN , $\frac{3}{8}$ " x 16 dual link x 4'-0" long	1					Brass	LM	KQ32	
26FN/3374	DHS.180.Mk.2/X	TAG	1					S.510	C	KQ32	
	10 FS 4945A	Attachments for 10 FS 4945A, Chain :—									
28D/1008147	A25/1A	Bolt, 6 BA	1					—	C		
28M/10326	AGS.2001/A/1	Nut, 6 BA	1					—	C		
28VV/9419464	SP.13/A	Washer	1					—	C		
	10 FS 4939ND	SEAL , rubber (Make from Standard Section J.1095, Ref. No. 26FY/12180) (Pre Mod. 858)	1					—	LM	KQ35	
	10-20 FS 20571ND	SEAL , synthetic rubber, $\frac{3}{16}$ " dia. shore hardness 40° (Mod. 858) Attachments for 10 FS 4825A or 10-20 FS 17133A, Cover :—	1					DHP.221	—	KQ35	
28D/8306	AS.1242/1C	Bolt, 2 BA	10					—	C		
	—	DUCT , radar cooling, installation (Drg. No. 10-20 FS 6679)	1					—	—	KQ35	
	10-20 FS 6681A	DUCT , inter, assembly Attachments for 10-20 FS 6681A, Duct :—	1					—	—	KQ35	
28D/9419452	A25/3B	Bolt, 4 BA	3					—	C		
11680	10-20 V 1759	Gasket	1					—	C		
28M/10287	AGS.2001/B/1	Nut, 4 BA	3					—	C		
28S/14825	A41/B8	Screw, 4 BA	2					—	C		
28W/9419474	SP.15/B	Washer	3					—	C		
	10-20 FS 13697A	FRAME , aft, station 154"-39, fuselage side panel, Starboard, assembly Spares for :—	1					—	—	KQ35	
	10-20 FS 13693A	BRACKET , assembly	1					—	—	KQ35	
	10-20 FS 13695ND	BRACKET , bare, 18 SWG	1					L.72	LM	KQ35	
28M/9418918	AGS.2012/C/11	NUT , 2 BA, anchor	1					—	—		
	10-20 FS 14473A	BRACKET , assembly	1					—	—	KQ35	
	10-20 FS 14475ND	BRACKET , bare, 18 SWG	1					L.72	LM	KQ35	
28M/11957	AGS.2007/C/1	NUT , 2 BA, anchor	1					—	C		
	10-20 FS 13693A or 10-20 FS 14473A, Bracket :—										
28D/1010658	A25/1B	Bolt, 4 BA	2					—	C		
28M/10287	AGS.2001/B/1	Nut, 4 BA	2					—	C		
28VV/9419465	SP.13/B	Washer	2					—	C		

FUSELAGE
FUSELAGE STRUCTURE

Ref. No.	Part No.	Description	No. off	Material Specification	Class of Store or L.M	Place No.
	10-20 FS 13987A	FRAME , aft. stn. 167"-0, fuselage side panel, Starboard, assembly	1	—	—	KQ35
	—	FRAME , nose access door installation, Starboard (Drg. Nos. 10-20 FS 3007 (Pre Mod. 697), 10-20 FS 17407 (Mod. 697)) Spares for :—	1	—	—	KQ35
7924	10-20 FS 4951A	ANCHORAGE , fastener	2	—	C	KQ35
28M/10330	AGS.2001/E/1	Attachments for 10-20 FS 4951A, Anchorage :— Nut, 1/8" BSF	2	—	C	
7927	10-20 FS 11321ND	ANGLE , sealing, aft, 18 SWG	1	L.72	C	KQ35
7926	10-20 FS 11319ND	ANGLE , sealing, forward, 18 SWG	1	L.72	C	KQ35
15928	10-20 FS 17029	BLOCK , tapped (Mod. 697) Attachments for 10-20 FS 17029, Block :—	1	S.92	C	KQ35
28D/1200119	A25/4C	Bolt, 2 BA	2	—	C	
28M/10288	AGS.2001/C/1	Nut, 2 BA	2	—	C	
28W/9419402	SP.13/C	Washer	2	—	C	
	10-20 FS 11363A	BRACKET , assembly	1	—	—	KQ35
	10-20 FS 4955	BRACKET , strut (Pre Mod. 697) 16 SWG	1	L.73	LM	KQ35
	10-20 FS 17025	BRACKET , strut (Mod. 697) 16 SWG	1	L.73	LM	KQ35
	10-20 FS 17023	PLATE , tie, 14 SWG (Mod. 697)	1	L.73	LM	KQ35
	10-20 FS 6781ND	STRIP , sealing (Make from Standard Section J.331, Ref. No. 26FY/7925)	1	—	LM	KQ35
	—	HOUSING , Navigator's ladder, group (Drg. No. 10-20 FS 17703) (Mod. 951)	1	—	—	KQ34
	—	HOUSING , ladder, group	1	—	—	
16575	10-20 FS 17631	CAP	1	L.64	C	KQ34
16576	10-20 FS 17633	PLATE , bearing	1	L.64	C	KQ34
	10-20 FS 17427	PLATE , packing (For spares use 10-20 FS 20623ND)	1	—	—	KQ34
16955	10-20 FS 20623ND	PLATE , packing (Spares condition)	1	—	C	
28S/1200067	A33/B36	SCREW , 4 BA	6	—	C	
	10-20 FS 17707	STIFFENER , top, Navigator's ladder housing, Starboard (For spares use 10-20 FS 20677ND)	1	—	—	KQ34
16983	10-20 FS 20677ND	STIFFENER , top, Navigator's ladder housing, Starboard (Spares condition)	1	—	C	
	10-20 FS 2186	MEMBER , diffusion, between frame station 154"-39 and bulkhead station 176"-0 (For spares use 10-20 FS 14826ND)	1	DTD.5024 or DTD.5034	—	KQ35
11089	10-20 FS 14826ND	MEMBER , diffusion, between frame station 154"-39 and bulkhead station 176"-0 (Spares condition)	1	DTD.5024 or DTD.5034	C	KQ35
	—	Attachments for 10-20 FS 2186, Member :—				
5550	DHS.395/2C	Bolt, sealed, 2 BA	21	—	C	KQ35
28D/9133012	A25/3C	Bolt, 2 BA	2	—	C	
28D/17514	A60/2G	Bolt, 1/8" BSF	5	—	C	
28M/13326	A27/GT	Nut, 1/8" BSF	5	—	C	
28M/9403520	A27/CP	Nut	23	—	C	
28W/9419454	SP.10/C	Washer	23	—	C	
	10-20 FS 3759ND	Washer, 1/2" o/d x 3/8" i/d x 18 SWG	5	L.72	LM	KQ35

FUSELAGE
FUSELAGE STRUCTURE

Ref. No.	Part No.	Description	No. off	Material Specification	Class of Score or L.M	Plate No.
	10-20 F 1299A	MEMBER , support, Navigator's R.H., instrument panel, on frame station 131"-10, L.H., assembly (Ref. Drg. Nos. 10-20 FS 1901A/1 and 10-20 FS 17619A)	1	—	—	KQ35
	10-20 F 1300A	MEMBER , support, Navigator's R.H., instrument panel, on frame station 148"-0, R.H., assembly (Ref. Drg. Nos. 10-20 FS 16241A and 10-20 FS 17615A)	1	—	—	KQ35
	10-20 F 1301ND	MEMBER , support, L.H., bare, 20 SWG ...	1	L.72	LM	KQ35
	10-20 F 1302ND	MEMBER , support, R.H., bare, 20 SWG ...	1	L.72	LM	KQ35
28M/11957	AGS.2007/C/1	NUT , anchor, 2 BA ...	1	—	C	
28M/12421	AGS.2018/C/1	NUT , anchor, 2 BA ...	2	—	C	
	—	MOUNTING , indicator unit, between frames stations 95"-10 and 107"-0, Starboard, group (Drg. No. 10-20 FS 9369) Spares for :—	1	—	—	KQ35
	10-20 FS 9199A	BRACKET , frame station 95"-10, line of sight gyro shelf, assembly	1	—	—	KQ35
	10-20 FS 9375A	MOUNTING , anti-vibration, indicator unit, assembly	1	—	—	KQ35
10AJ/150	—	MOUNTING , anti-vibration, Type 959 ... Attachments for Ref. No. 10AJ/150, Mounting :—	1	—	P	
1199	DHS.358/1C	Bolt , 2 BA ...	2	—	C	KQ35
28M/10328	AGS.2002/C/1	Nut , 2 BA ...	2	—	C	
	10-20 FS 9373	PLATE , adapter, bare, 14 SWG ... Attachments for 10-20 FS 9375A, Mounting :—	1	L.72	LM	KQ35
28D/9436920	A25/1C	Bolt , 2 BA ...	4	—	C	
28M/10328	AGS.2002/C/1	Nut , 2 BA ...	4	—	C	
	10-20 FS 9393	PLATE , shear, indicator unit mounting, 22 SWG	1	L.72	—	KQ35
	10-20 FS 11517	PANEL , access, supply and test plugs, group ...	1	—	—	KQ35
13476	10-20 FS 16125A	BRACKET , mounting, supply and test plugs (Mod. 384) Spares for :—	1	—	C	KQ35
	DHS.878/E18	PLATE , packing, 18 SWG ...	2	L.72	LM	KQ35
12027	10-20 FS 14837ND	GASKET , sealing (natural rubber $\frac{1}{16}$ " thick, shore hardness 40)	1	—	C	KQ35
	7923	PANEL , access, assembly ... Spares for :—	1	—	C	KQ35
	10-20 FS 16189A	CORD , retaining, assembly ...	1	—	—	KQ35
32A/ 29H/	—	CORD , black nylon, $\frac{3}{32}$ " dia. x 20" long	QR	—	—	
	—	RING , split, $\frac{3}{8}$ " dia. ...	2	St. Steel	—	
12026	DHS.180 Mk. 1/Z	TAG ...	1	—	C	KQ35
28FP/863	DZUS F.5/T.18	FASTENER ...	4	—	C	KQ35
28FP/612	DZUS GH/5	GROMMET ...	4	—	C	KQ35
	10-20 FS 12695A/ND	PLATE , receptacle, assembly ...	1	—	—	KQ34
28FP/611	DZUS R.5	RECEPTACLE ...	4	—	C	KQ34
12026	DHS.180.Mk. 1/Z	TAG ...	1	—	C	KQ34
	10-20 FS 12495ND	PANEL , skin, Starboard, 18 SWG	1	DTD.746	—	KQ35
7928	10 FS 4901A	PIN , fuselage levelling, assembly (Pre Mod. 942) Spares for :—	2	—	C	KQ36
12764	10 FS 4907	PIN , levelling ...	1	—	C	KQ36

**FUSELAGE
FUSELAGE STRUCTURE**

Ref. No.	Part No.	Description	No. off	Material Specification	Class of Store or LM	Plate No.
28M/13774	10-20 S 12541A	PLATE , anchor, assembly (Mod. 239)	1	—	—	KQ35
	AGS.2019/B/1	NUT , 4 BA, anchor	1	—	C	
	10-20 S 12539ND	PLATE , bare, 18 SWG	1	L.72	LM	KQ35
		Attachments for 10-20 S 12541A, Plate :—				
28D/9133011	A25/2C	Bolt, 2 BA	2	—	C	
28M/9403520	A27/CP	Nut, 2 BA	2	—	C	
28W/9419454	SP.10/C	Washer	2	—	C	
	10-20 S 8509A	PLATE , anchor, on frame stn. 131"-10 aft, Starboard assembly (Ref. Drg. No. 10-20 FS 17619A)	1	—	—	KQ35
28M/9434251	AGS.2008/B/1	NUT , anchor, 4 BA	1	—	C	
	10-20 S 8511ND	PLATE , bare, 20 SWG	1	L.72	LM	KQ35
	10 FS 4473A	PLATE , nut, bleed fairing intake attachment, assembly	2	—	—	KQ35
28M/9435560	AGS.2007/E/1	NUT , 1/2" BSF, anchor	1	—	C	
	10 FS 4475ND	PLATE , bare	1	DTD.423	LM	KQ35
26DL/7354	DHS.180.Mk. 1/X	TAG , attachment, on springer No. 6, forward and aft of frame stn. 131"-10	2	—	C	KQ35
	—	TRAY , mounting, between frames stns. 95"-10 and 107"-0, group (Drg. No. 10-20 FS 14853) (Mod. 284)	1	—	—	KQ35
	10-20 FS 16377	ANGLE , attachment, 18 SWG	1	L.72	LM	KQ35
	10-20 FS 16385	CLEAT , 16 SWG	1	L.72	LM	KQ35
13460	10-20 FS 16389A	TRAY , mounting, assembly	1	—	C	KQ35
	—	WINDOW , Navigator's blow-in and blind, group (Drg. No. 10-20 FS 20727A, Mods. 1085 and 1151)	1	—	—	KQ35 KQ40
		Spares for :—				
	10-20 FS 20490A	BRACKET , support, lower, assembly	1	—	—	KQ40
	10-20 FS 20496ND	BRACKET , bare, 16 SWG	1	L.72	LM	KQ40
	10-20 FS 20491A	BRACKET , support, lower, assembly	1	—	—	KQ40
	10-20 FS 20497ND	BRACKET , bare, 16 SWG	1	L.72	LM	KQ40
	10-20 FS 20487A	BRACKET , support, upper, assembly... ..	1	—	—	KQ40
	10-20 FS 20493ND	BRACKET , bare, 16 SWG	1	L.72	LM	KQ40
	10-20 FS 20489A	BRACKET , support, upper, assembly... ..	1	—	—	KQ40
	10-20 FS 20495ND	BRACKET , bare, 16 SWG	1	L.72	LM	KQ40
16993	10-20 FS 20587A	BRACKET , underlock lever plunger	1	—	C	KQ40
		Attachments for 10-20 FS 20587A, Bracket :—				
28D/9436920	A25/1C	Bolt, 2 BA	1	—	C	
28D/9133011	A25/2C	Bolt, 2 BA	2	—	C	
28M/10288	AGS.2001/C/1	Nut, 2 BA	3	—	C	
28W/9419402	SP.13/C	Washer	3	—	C	
16995	10-20 FS 20303A	CATCH , spring, lower, assembly	1	—	C	KQ40
16994	10-20 FS 20301A	CATCH , spring, upper, assembly	1	—	C	KQ40
		Attachments for 10-20 FS 20303A or 10-20 FS 20301A, Catch :—				
28D/1007982	AS.1248/1C	Bolt, 2 BA	4	—	C	
28M/10288	AGS.2001/C/1	Nut, 2 BA	2	—	C	
17020	10-20 FS 20501ND	Shim, 2"80 x 0"-6 x 1/2" (Attewell)	QR	—	C	KQ40
28W/9419402	SP.13/C	Washer	2	—	C	

FUSELAGE

FUSELAGE STRUCTURE

Ref. No.	Part No.	Description	No. off						Material Specification	Class of Store or L.M	Place No.
			1	2	3	4	5	6			
16996	10-20 FS 20583A	LOCK , hinged window, assembly						1	—	P	KQ40
		Spares for :—									
16999	10 FS 3671	NUT , lock						1	—	C	KQ40
16998	10 FS 3667	PLUNGER						1	—	C	KQ40
16997	10 FS 3537	SPRING						1	—	C	KQ40
		Attachments for 10-20 FS 20583A, Lock :—									
28D/9436920	A25/1C	Bolt, 2 BA						1	—	C	
28D/9133012	A25/3C	Bolt, 2 BA						2	—	C	
28M/10288	AGS.2001/C/1	Nut, 2 BA						1	—	C	
28W/9419402	SP.13/C	Washer						1	—	C	
16992	10-20 FS 20533	PAD , lock catch, on window frame						1	—	C	KQ46
		Attachments for 10-20 FS 20533, Pad :—									
	AS.3296/2B	Bolt, 4 BA						2	—		
28M/9403519	A27/BP	Nut, 4 BA						2	—	C	
28W/9419465	SP.13/B	Washer						2	—	C	
16991	10-20 FS 20499	STIFFENER , under lock and catches						1	—	C	KQ40
18538	10-20 FS 20799A	WINDOW , blow-in complete with blind, assembly (Mod. 1151)						1	—	P	KQ40
7931	10-20 FF 761A	ADAPTOR , hose, dessicator unit						1	—	C	KQ40
	—	BLIND , Navigator's window, group (Drg. No. 10-20 FS 20795)						1	—	—	KA40
	10-20 FS 20783ND	ANGLE , lower, 16 SWG						1	L.72	LM	KA40
	10-20 FS 20781ND	ANGLE , upper, 16 SWG						1	L.72	LM	KA40
17351	10-20 FS 20697A	BLIND , assembly						1	—	C	KA40
	10-20 FS 20683A	BRACKET , lower, 18 SWG						1	S.510	LM	KA40
	10-20 FS 20681A	BRACKET , upper, 18 SWG						1	S.510	LM	KA40
28E/9428425	AS.2294/2	CLIP , spring, securing tube						2	—	C	KA40
28E/9438652	AS.2294/6	CLIP , spring, securing dessicator unit						2	—	C	KA40
	10-20 FS 20695ND	HOOK , retaining blind, 16 SWG						2	S.510	LM	KA40
	10-20 FS 20679ND	PLATE , blind roller retaining, 18 SWG						1	S.510	LM	KA40
		Attachments for 10-20 FS 20679ND, Plate :—									
28D/1010658	A25/1B	Bolt, 4 BA						1	—	C	
28M/10287	AGS.2001/B/1	Nut, 4 BA						1	—	C	
28W/9419465	SP.13/B	Washer						1	—	C	
	10-20 FS 20689ND	PLATE , mounting, blind and dessicator unit, 18 SWG						1	L.72	LM	KA40
		Attachments for 10-20 FS 20689ND, Plate :—									
	AS.3297/1B	Bolt, 4 BA						4	—	—	
17002	10-20 FS 20317A/ND	FRAME , and hinges assembly, fixed window						1	—	C	KQ40
		Spares for :—									
17004	10-20 FS 20343	HINGE , half, lower						1	—	C	KQ40
17003	10-20 FS 20339	HINGE , half, upper						1	—	C	KQ40
	10-20 FS 20347	PACKING						1	—	LM	KQ40
	10-20 FS 20345	STRIP , closing, 10 SWG						1	L.72	LM	KQ40
		Attachments for 10-20 FS 20317A/ND, Frame :—									
28D/9137409	AS.1246/2C	Bolt, 2 BA						8	—	C	
28W/9419454	SP.10/C	Washer						8	—	C	

FUSELAGE
FUSELAGE STRUCTURE

Ref. No.	Part No.	Description	No. off	Material Specification	Class of Score or L.M.	Plate No.
17014	10-20 FS 20327A/ND	FRAME and hinges assembly, hinged window Spares for :—	1	—	C	KQ40
17016	10-20 FS 20341	HINGE , half, lower	1	—	C	KQ40
17015	10-20 FS 20337	HINGE , half, upper	1	—	C	KQ40
17000	10-20 FS 20313	FRAME , fixed window, retaining	1	—	C	KQ40
17011	10-20 FS 20323	FRAME , hinged window, retaining	1	—	C	KQ40
	—	MECHANISM , linkage, blow-in window, restricted opening, group (Drg. No. 10-20 FS 20797)	1	—	—	KQ40
	10-20 FS 20639	BRACKET , linkage to side panel lower, 14 SWG	1	S.514	LM	KQ40
	10-20 FS 20637	BRACKET , linkage to side panel upper, 14 SWG	1	S.514	LM	KQ40
		Attachments for 10-20 FS 20639 to 10-20 FS 20637, Bracket :—				
28D/9133011	A25/2C	Bolt, 2 BA	2	—	C	
28M/10328	AGS.2002/C/1	Nut, 2 BA	1	—	C	
28W/9419402	SP.13/C	Washer	1	—	C	
26DL/15370	DHS.729/C12	Washer, profile	2	—	LM	KQ40
	10-20 FS 20807	LINK , bottom, frame, 16 SWG	1	S.514	LM	KQ40
	10-20 FS 20651	LINK , bottom, window, 16 SWG	1	S.514	LM	KQ40
	10-20 FS 20641	LINK , top, frame, 16 SWG	1	S.514	LM	KQ40
	10-20 FS 20643	LINK , top, window, 16 SWG	1	S.514	LM	KQ40
17347	10-20 FS 20657	RIVET , hinge pin for links	4	—	C	KQ40
17348	10-20 FS 20663	RIVET , hinge pin, link to bracket	2	—	C	KQ40
17349	10-20 FS 20625A/ND	SHROUD , at hinged window, assembly Attachments for 10-20 FS 20625A/ND, Shroud :—	1	—	C	KQ40
	AS.3297/1B	Bolt, 4 BA	5	—	—	
	AS.3297/2B	Bolt, 4 BA	3	—	—	
	AS.3297/3B	Bolt, 4 BA	2	—	—	
	AS.3297/5B	Bolt, 4 BA	3	—	—	
28M/9403519	A27/BP	Nut, 4 BA	13	—	C	
28W/9419465	SP.13/B	Washer	13	—	C	
28W/9419486	SP.16/B	Washer	3	—	C	
28W/9419401	SP.10/B	WASHER , for link pins	6	—	C	
17008	10-20 FS 20333	PAD , catch, for spring catch, lower	1	—	C	KQ40
17007	10-20 FS 20331	PAD , catch, for spring catch, upper	1	—	C	KQ40
		Attachments for 10-20 FS 20333 or 10-20 FS 20331, Pad :—				
	AS.3297/2B	Bolt, 4 BA	2	—	—	
	AS.3297/3B	Bolt, 4 BA	1	—	—	
28M/9403519	A27/BP	Nut, 4 BA	3	—	C	
28W/9419465	SP.13/B	Washer	3	—	C	
18102	10-20 FS 20723A	PANEL , fixed window (Mod. 1120)	1	—	C	KQ40
		Spares for :—				
28M/1007403	A27/ET SCHRADER	NUT , 1/4" BSF	1	—	C	
17151	Type 4023 OR SCHRADER	VALVE	1	—	C	KQ40
20427	Type 4165	VALVE	1	—	C	KQ40
28W/9994217	SP.13/E	WASHER	1	—	C	

FUSELAGE
FUSELAGE STRUCTURE

Ref. No.	Part No.	Description	No. off	Material Specification	Class of Store or L.M.	Place No.
17012	10-20 FS 20325A	PANEL , hinged window	1	—	C	KQ40
		Spares for :—				
28M/12931	A27/ET	NUT , 1/4" BSF	1	—	C	
17013	10-20 FS 20291	TEE-PIECE	1	L.65	C	KQ40
28W/9994217	SP.13/E	WASHER	1	—	C	
17009	10-20 FS 20335	PIN , hinge pivot	2	S.96	C	KQ40
17350	10-20 FS 20693ND	TUBE , flexible, tee-piece to dessicator unit	1	P.V.C.	C	KQ40
18101	10-20 FS 20941ND	TUBE , flexible, valve to tee-piece ...	1	P.V.C.	C	KQ40
	10-20 FF 759A	UNIT , dessicator, assembly	1	—	—	KQ35 KQ40
26DL/3847	6 FF 381	CAP , end	1	Rubber	C	KQ40
7932	10-20 FF 765A	CONTAINER , assembly	1	—	—	KQ40
32B/906	—	COTTON-WOOL	QR	Comm.	C	KQ40
33C/970	—	CRYSTALS , Silica-gel	QR	—	C	KQ40
26DL/3848	6 FF 371	SCREEN , filter	1	Brass	C	KQ40
26DL/3849	6 FF 383	SCREEN , filter	1	Brass	C	KQ40
	10-20 FF 775ND	WASHER , sealing, between adapter and dessicator unit, 0"-9 o/d x 0"-4 i/d x 1/16" thick Hallprene	1	H.10	LM	KQ40
	10-20 FS 11093A	PANEL , top, assembly	1	—	—	KQ37
	—	Spares for :—				
		BLOCK , rubbing, Pilot's canopy jettison cable, group	1	—	—	
8415	10-20 FS 10373	BLOCK , rubbing	1	PTFE	P	KQ38
28D/8308	AS.1242/3C	BOLT , 2 BA	1	—	C	
28D/—	AS.1246/3 1/2 C	BOLT , 2 BA	1	—	C	
28M/10328	AGS.2002/C/1	NUT , 2 BA	2	—	C	
28P/821	SP.4Y/A11	PIN , shackle	1	—	C	
28P/1007741	SP.9/C8	PIN , split	1	—	C	
28W/9419402	SP.13/C	WASHER	3	—	C	
	10-20 FS 10417A	BRACKET , angle, stn. 107", assembly ...	1	—	—	KQ37
	10-20 FS 10425ND	BRACKET , bare, 20 SWG	1	L.72	LM	KQ37
	10-20 FS 16175A	BRACKET , frame stn. 157"-0, top, Port, assembly (Mod. 358) (Ref. Drg. No. 10-20 FS 16245A)	1	—	—	KQ37
	10-20 FS 16207ND	BRACKET , bare, 18 SWG	1	L.72	LM	KQ37
28M/11957	AGS.2007/C/1	NUT , anchor, 2 BA	1	—	C	
		Attachments for 10-20 FS 16175A, Bracket :—				
28D/9436920	A25/1C	Bolt , 2 BA	2	—	C	
	10-20 FS 16529	BRACKET , mounting, relay, at stn. 107", R.H., 20 SWG (Mod. 2) (Drg. No. 10-20 FS 16639)	1	L.72	LM	KQ38
	—	BRACKET , mounting, switch unit, coded "S," group (Drg. No. 10-20 F 3803)	1	—	—	
16407	10-20 F 3805A/ND	BRACKET , mounting, assembly	1	—	C	KQ37
8414	10-20 FS 4313	BRACKET , Pilot's seat, top attachment ...	1	DTD.748	C	KQ38
		Attachments for 10-20 FS 4313, Bracket :—				
28D/9133011	A25/2C	Bolt , 2 BA	9	—	C	
28D/9133012	A25/3C	Bolt , 2 BA	6	—	C	
28M/9403520	A27/CP	Nut , 2 BA	15	—	C	
28W/9419475	SP.15/C	Washer	15	—	C	

FUSELAGE
FUSELAGE STRUCTURE

Ref. No.	Part No.	Description	1 2 3 4 5 6						No. off	Material Specification	Class of Score or L.M	Plate No.
			1	2	3	4	5	6				
	10-20 FS 14835A/ND	BRACKET , plug mounting attachment, at stn. 141"-54 (Mod. 96)							1	—	—	KQ37
28M/9434251	10-20 FS 14833ND	BRACKET , bare, 20 SWG							1	L.72	LM	KQ37
28M/13774	AGS.2008/B/1	NUT , anchor, 4 BA							1	—	—	
	AGS.2019/B/1	NUT , anchor, 4 BA							1	—	—	
28D/9137408	AS.1246/3B	Attachments for 10-20 FS 14835A/ND, Bracket :—										
28M/9403519	A27/BP	Bolt, 4 BA							1	—	—	
28W/9419401	SP.10/B	Nut, 4 BA							1	—	—	
		Washer							1	—	—	
	10-20 FS 14831A/ND	BRACKET , plug mounting attachment at stn. 148"-0 (Mod. 96)							1	—	—	KQ37
28M/13774	10-20 FS 14829ND	BRACKET , bare, 20 SWG							1	L.72	LM	KQ37
	AGS.2019/B/1	NUT , anchor, 4 BA							2	—	—	
	10-20 FS 10689A	BRACKET , reducing valve attachment, on frame stn. 167"-0 cop side, Port, 20 SWG, assembly (Ref. Drg. No. 10-20 FS 16255A)							1	L.72	LM	KQ37
	10-20 FS 10181A	CHANNEL , mounting, I.F.F. Mk. 10 and T.A.C.A.N. Switch units, assembly							1	—	—	KQ38
28M/9434253	10-20 FS 10183ND	CHANNEL , bare, 20 SWG							1	L.72	LM	KQ38
28M/9434252	AGS.2007/B/1	NUT , anchor, 4 BA							4	—	C	
	AGS.2018/B/1	NUT , anchor, 4 BA							4	—	C	
	—	FAIRING , cable, group, at stn. 148"-0 (Drg. No. 10-20 FS 14811) (Mod. 96)							1	—	—	
14077	10-20 FS 14815ND	FAIRING , bottom							1	LFS.21	C	KQ37
14076	10-20 FS 14813ND	FAIRING , top							1	LFS.21	C	KQ37
		Attachments for 10-20 FS 14815ND or 10-20 FS 14813ND, Fairing :—										
28D/8307	AS.1242/2C	Bolt, 2 BA							6	—	C	
28D/8308	AS.1242/3C	Bolt, 2 BA							1	—	C	
	10-20 FS 3289	FRAME , stn. 58"-44, assembly (For spares use 10-20 FS 15805ND)							1	—	—	KQ37
12583	10-20 FS 15805ND	FRAME , stn. 58"-44, assembly (Spares condition)							1	—	C	
15749	10-20 FS 17375A	FRAME , stn. 167" (Navigator's hatch hinges), assembly (Mod. 684) Spares for :—							1	—	P	KQ37
8409	10-20 FS 2677	BUSH							1	DTD.197	C	KQ38
8410	10-20 FS 2653	BUSH							1	DTD.197	C	KQ38
8411	10-20 FS 7281	BUSH (See Repair section PA)							2	DTD.197	C	KQ38
		Attachments for 10-20 FS 17375A, Frame :—										
28D/9133012	A25/3C	Bolt, 2 BA							1	—	C	
28D/9133013	A25/5C	Bolt, 2 BA							2	—	C	
28D/1011242	A25/7E	Bolt, 1/2" BSF							2	—	C	
28M/9430520	A27/CP	Nut, 2 BA							3	—	C	
28M/12928	A27/EP	Nut, 1/2" BSF							2	—	C	
8412	10-20 FS 2157ND	Packing							1	LA.3	C	KQ37
8413	10-20 FS 4567ND	Packing							1	LA.3	C	KQ37
28W/9419454	SP.10/C	Washer							2	—	C	
28W/9419402	SP.13/C	Washer							2	—	C	
28W/9418921	SP.13/E	Washer							2	—	C	

FUSELAGE
FUSELAGE STRUCTURE

Ref. No.	Part No.	Description	No. off	Material Specification	Class of Store or L.M	Plate No.
	10-20 FS 11095A	LONGERON , top centre, assembly	1	—	—	KQ37
	—	Spares for :—				
		BRACKET , mounting, stopwatch, stn. 101 ⁿ -50, group (Drg. No. 10-20 N 20877) (Mod. 1089)	1	—	—	KQ37
	10-20 N 20875A	BRACKET , mounting, stopwatch	1	—	—	KQ37
	10-20 N 20873	BRACKET , support, 18 SWG	1	L.72	LM	KQ37
16986	10-20 N 20531	MOUNTING , stopwatch	1	—	C	KQ37
		Attachments for 10-20 N 20531, Mounting :—				
28D/9744	AS.1248/2B	Bolt, 4 BA	3	—	C	
28M/10287	AGS.2001/B/1	Nut, 4 BA	3	—	C	
28W/9419401	SP.10/B	Washer	3	—	C	
	10-20 N 22597ND	PAD , lining, 1/8" thick (Make from Ref. No. 32B/949)	1	—	LM	KQ37
	10-20 N 20175ND	PAD , sorbo, rubber, 1/8" thick	1	—	LM	KQ37
8417	10-20 FS 8111	BRACKET , punkah louvre support	1	—	C	KQ38
8416	10-20 FS 5995	BUSH , spacer, at stn. 143"	1	—	C	KQ38
		Attachments for 10-20 FS 5995, Bush :—				
28D/1200119	A25/4C	Bolt, 2 BA	4	—	C	
28M/10288	AGS.2001/C/1	Nut, 2 BA	4	—	C	
28W/9419402	SP.13/C	Washer	4	—	C	
	10-20 N 22731	PLATE , coupler, at stn. 85 ⁿ -5, 16 SWG (Mod. 1000) (Drg. No. 10-20 N 22733)	1	L.72	LM	KQ37
		Attachments for 10-20 N 22731, Plate :—				
28D/1008149	A25/2B	Bolt, 4 BA	3	—	C	
28E/9436819	AS.3180/3B	Clip, "P"	1	—	C	
28M/10287	AGS.2001/B/1	Nut, 4 BA	3	—	C	
28W/9419465	SP.13/B	Washer	3	—	C	
8418	10-20 FC 1449	STUD , canopy and gear housing attachment	5	—	C	KQ38
		Attachments for 10-20 FC 1449, Stud :—				
28M/10288	AGS.2001/C/1	Nut, 2 BA	1	—	C	
28W/9419454	SP.10/C	Washer	1	—	C	
	10-20 F 2039	MOUNTINGS , air stabilization unit, assembly (Mod. 158)	1	—	—	KQ37
		Spares for :—				
	10-20 R 3383A	LEAD , bonding, flexible, assembly (Mod. 471)	1	—	LM	KQ37
5K/1489	PLESSEY 16/4 ⁿ -0048	BRAID , flexible, tinned copper	QR	Plessey Spec. 137	C	KQ37
5X/7331	—	INSERT , socket	1	—	C	KQ37
5X/3146	—	SLEEVE , adapter	1	—	C	KQ37
5X/9400385	—	TERMINATION , lug	1	—	C	KQ37
		Attachments for 10-20 R 3383, Lead :—				
28D/9436920	A25/1C	Bolt, 2 BA	1	—	C	
28M/10288	AGS.2001/C/1	Nut, 2 BA	1	—	C	
	10-20 F 2047A	MOUNTING , inboard, assembly	1	—	—	KQ37
	10-20 F 2041A	MOUNTING , outboard, assembly	1	—	—	KQ37
28M/11957	AGS.2007/C/1	NUT , 2 BA, anchor, for cable fairing at stn. 148 ⁿ -0	1	—	C	
28M/12421	AGS.2018/C/1	NUT , 2 BA, anchor, for cable fairing at stn. 148 ⁿ -0	6	—	C	
28M/9418918	AGS.2012/C/11	NUT , 2 BA, anchor, for drying cell at stn. 87 ⁿ -50 (Mod. 1053)	2	—	C	
4921	DHS.877/C/18	PACKING , anchor nut at stn. 148 ⁿ -0	1	—	C	KQ37
8398	10-20 FS 2895ND	PANEL , top forward skin, Port	1	—	C	KQ37
8397	10-20 FS 2533ND	PANEL , top forward skin, Starboard	1	—	C	KQ37

**FUSELAGE
FUSELAGE STRUCTURE**

Ref. No.	Part No.	Description	No. off	Material Specification	Class of Store or L.M.	Plate No.
	—	STRIP , sealing and latch pads, Navigator's hatch, group (Drg. No. 10-20 FS 5097) Spares for:—	1	—	—	
8405	10-20 FS 8109	PAD , latch	2	—	C	KQ38
28D/1200119	A25/4C	Attachments for 10-20 FS 8019, Pad:—				
28M/10288	AGS.2001/C/1	Bolt, 2 BA	4	—	C	
8406	10-20 FS 8013ND	Nut, 2 BA	4	—	C	
28W/9419402	SP.13/C	Shim	1	—	C	KQ38
		Washer	4	—	C	
	10-20 FS 8017	STOP , latch	2	S.92	LM	KQ38
		Attachments for 10-20 FS 8017, Stop:—				
28D/1013172	AS.1242/5C	Bolt, 2 BA	2	—	C	
28M/10288	AGS.2001/C/1	Nut, 2 BA	2	—	C	
28W/9419402	SP.13/C	Washer	2	—	C	
8407	10-20 FS 5643ND	STRIP , sealing, aft	1	—	C	KQ37
8403	10-20 FS 9407ND	STRIP , sealing, forward outboard	1	—	C	KQ37
8404	10-20 FS 9409ND	STRIP , sealing, aft outboard corner	1	—	C	KQ37
8401	10-20 FS 6203ND	STRIP , sealing, inboard	1	—	C	KQ37
8402	10-20 FS 6205ND	STRIP , sealing, outboard	1	—	C	KQ37
	—	PANEL , terminal block mounting, on frame stn. 87"-5, Port side panel, group (Drg. Nos. 10-20 FS 5409A/1 and 10-20 N 5909)	1	—	—	KQ37
	10-20 FS 12583A	BRACKET , support, assembly	1	—	—	KQ37
	10-20 FS 12581ND	BRACKET , bare, 22 SWG	1	L.72	LM	KQ37
	10-20 FS 11599ND	EXTENSION , 20 SWG	1	L.72	LM	KQ37
28M/9434251	AGS.2008/B/1	NUT , 4 BA, anchor	2	—	C	
	10-20 FS 16969ND	STRIP , rubbing, 1"-5 x 0"-5	1	LFS.21, 23 or 26	LM	KQ37
	—	ELECTRICAL COMPONENTS (See appropriate electrical sub-sections)	—	—	—	
5K/2973	SP.40/A48	GROMMET	1	—	C	
	10-20 N 5911A	PANEL , mounting, terminal block, coded "AV" and "AZ," assembly	1	—	—	KQ37
28M/9434251	AGS.2008/B/1	NUT , 4 BA, anchor	5	—	C	
8767	10-20 N 5913ND	PANEL , bare, 20 SWG	1	—	C	KQ37
		Attachments for 10-20 N 5911A, Panel:—				
28D/1007979	AS.1246/1B	Bolt, 4 BA	2	—	C	
28D/9744	AS.1248/2B	Bolt, 4 BA	2	—	C	
28W/9419474	SP.15/B	Washer	4	—	C	
	10-20 N 15541A	PLATE , mounting, terminal block, coded "AAS," assembly (Mod. 821)	1	—	—	KQ37
28M/9434251	AGS.2008/B/1	NUT , anchor, 4 BA	2	—	C	
	10-20 N 15543ND	PLATE , bare, 20 SWG	1	L.72	LM	KQ37
	10-20 A 2299A	PLATE , armour, rocket pack under fuselage, forward of stn. 75"-0, Port, assembly (Mod. 358) (Ref. Drg. No. 10-20 A 1835)	1	—	—	KQ27
	10-20 A 2300A	PLATE , armour, rocket pack under fuselage, forward of stn. 75"-0, Starboard, assembly (Mod. 358) (Ref. Drg. No. 10-20 A 1835)	1	—	—	KQ27
		Attachments for 10-20 A 2299A or 10-20 A 2300A, Plate:—				
13096	10-20 A 1965	Bolt, shouldered, 2 BA	10	—	C	

FUSELAGE

FUSELAGE STRUCTURE

Ref. No.	Part No.	Description	No. off	Material Specification	Class of Store or L.M.	Plate No.
	10-20 FS 13349ND	PLATE , reinforcing, "Q" feel Pitôt, at Port side panel joint to floor, between frame 96" and 107" (Drg. No. 10-20 FS 13347) (For spares use 10-20 FS 14895ND)	1	S.514	—	KQ32
11437	10-20 FS 14895ND	PLATE , reinforcing, "Q" feel Pitôt, at Port side panel joint to floor, between frame 96" and 107" (Spares condition)	1	S.514	P	
	—	RAIL , support, display unit controller at top panel and aft face of front bulkhead, see under "BRACKET, support, etc., group" of this sub-section	—	—	—	
		Attachments for Fuselage structure to Wing centre section structure (Drg. No. 10-20 G 517) At forward pick-up at under wing shear panel, stn. 183"3 :—				
	10-20 WC 27449A	Bolt, special, assembly (For spares use 10-20 WC 30085A/ND)	2	—	—	KQ41
15081	10-20 WC 30085A/ND	Bolt, special, assembly (Spares condition) Spares for :—	2	—	C	
11276	10-20 WC 25105	Bolt, wing joint fork, $\frac{7}{16}$ " BSF	2	S.96	C	KQ41
28M/9429449	A27/LS	Nut, $\frac{7}{16}$ " BSF	2	—	C	
28P/9429652	SP.9/E10	Pin, split	2	—	C	
	10-20 WC 8701	Washer, special, $\frac{3}{16}$ " i/d x 1"5 o/d x $\frac{1}{8}$ " thick, at top link joint, stn. 183"3	2	S.1	LM	KQ41
8423	10-20 FS 9807	Bolt, special, inboard, $\frac{5}{8}$ " BSF	2	S.98	C	KQ41
8425	10-20 FS 5497	Bolt, special, outboard, $\frac{5}{8}$ " BSF	2	S.98	C	KQ41
8422	10-20 FS 5495	Link	2	S.98	C	KQ41
8424	10-20 FS 9875	Nut, special, $\frac{5}{8}$ " BSF	4	S.96	C	KQ41
28P/9429653	SP.9/G12	Pin, splic	4	—	C	
28VV/9429770	SP.13/Q	Washer	4	—	C	
	9419493					
	A.L. 52					

KQ.1

~~SEE TEXT FOR SPARE LOCATION
OF ITEMS MARKED THIS *~~

MECHANISM, NAVIGATOR'S HATCH.
See Plates KQ.28 & 29.

MOUNTING, RADAR POWER UNIT No.2.
See Plate KQ.31.

BULKHEAD, REAR PRESSURE
See Plates KQ.5 & 6.

DECK, EQUIPMENT.
See Plate KQ.9.

BULKHEAD, FRONT
See Plates KQ.17, 18 & 19.

MOUNTING, TACAN.
See Plate KQ.8.

PANEL, TOP.
See Plates KQ.37 & 38.

PANEL, SIDE, STARBOARD.
See Plates KQ.35 & 36.

FUSELAGE, COMPLETE.
See Sub Section KA

FOR MECHANISM, NOSE OPERATING.
See Sub Section KN

FOR RADOME.
See Sub Section KM

FLOOR, UNDER, REAR.
See Plate KQ.7.

PANEL, SIDE, PORT.
See Plates KQ.32, 33 & 34.

FOR DIVE BRAKE
See Sub Section KN
FOR AIR BRAKE SEE
SUB SECTION K.11.
FLOOR, COCKPIT.
See Plates KQ.22, 23 & 24.

FLOOR, PILOT'S.
See Plate KQ.10.

MEMBERS, FLOOR & ROCKET PACK.
See Plates KQ.25 & 26.

FUSELAGE, BOTTOM, FORWARD.
See Plates KQ.14 & 15.

COVER, NOSE WHEEL.
See Plates KQ.20, 21 & 22.

FOR MOUNTING, SCANNER
See Sub Section KP

FRAME, STN. 49°0.
See Plates KQ.12 & 13.

FAIRING, WINDSCREEN WIPER MECHANISM.
See Plate KQ.18.

FUSELAGE

FUSELAGE STRUCTURE

RESTRICTED

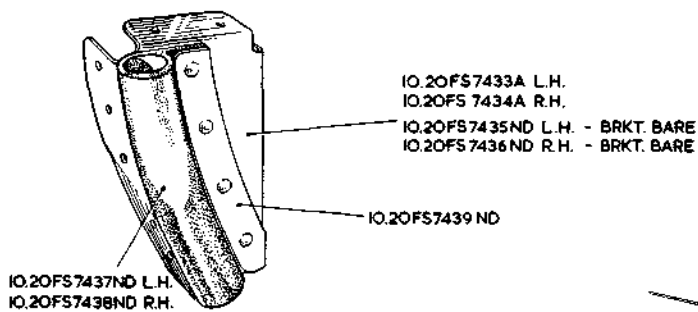
RESTRICTED

See When Mk. 1

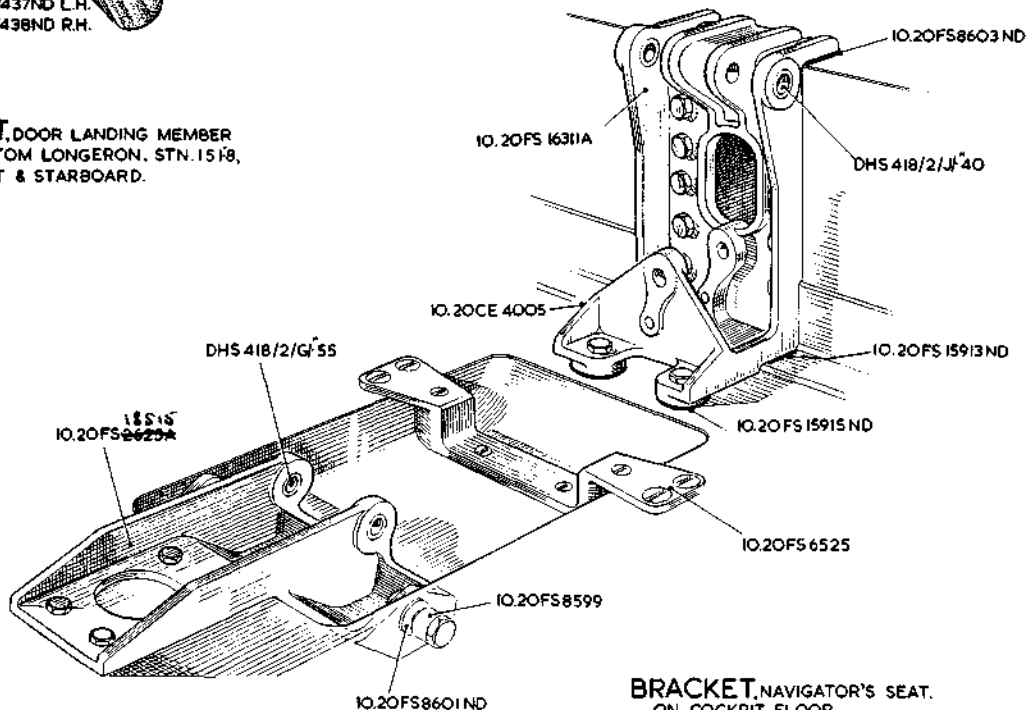
Plate KQ1

[AL.22]

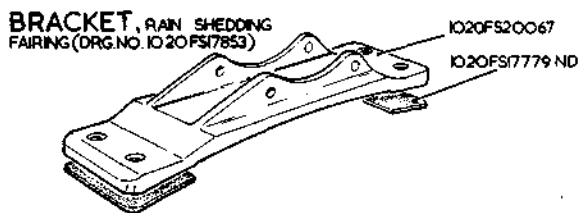
KQ.1



BRACKET, DOOR LANDING MEMBER
BELOW BOTTOM LONGERON, STN. 1518,
PORT & STARBOARD.

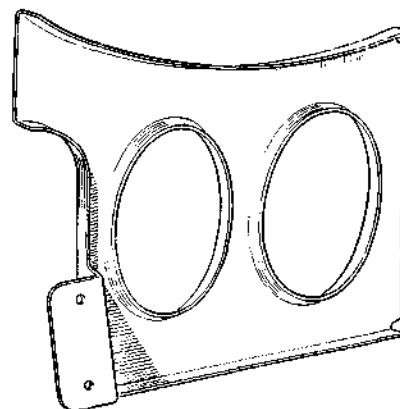


BRACKET, NAVIGATOR'S SEAT.
ON COCKPIT FLOOR.
(DRG. NO. IO.20FS 12739)



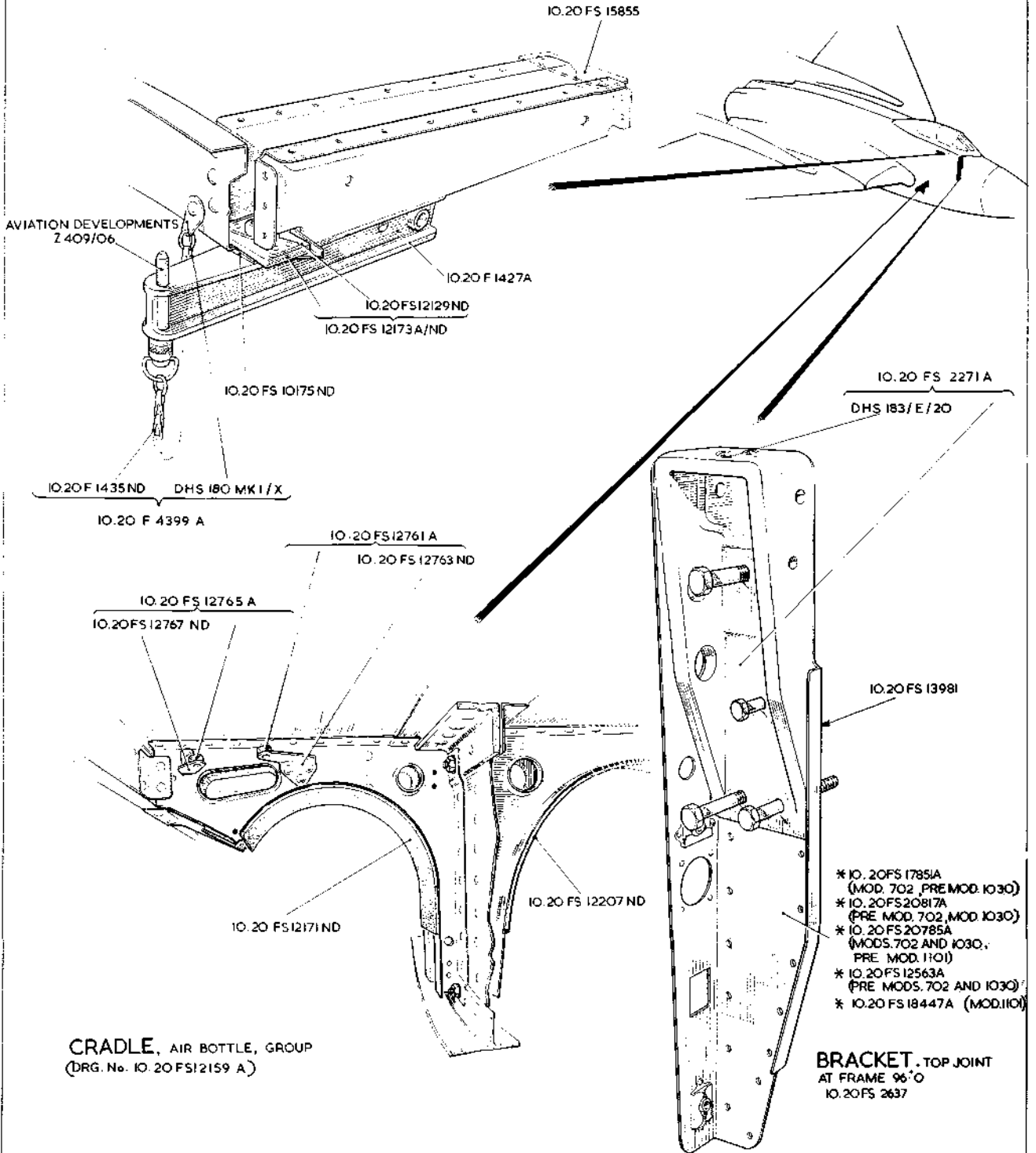
BRACKET, RAIN SHEDDING
FAIRING (DRG. NO. IO.20FS17853)

BRACKET, MOUNTING
JUNCTION BOX, BETWEEN REAR BULKHEAD
AND FRAME, STN. 167, ASSEMBLY. IO.20FS 14985A



BRACKET, SUPPORT, DISPLAY UNIT CONTROLLER
(DRG. No. IO.20 FS 10169)

SEE TEXT FOR SPARES CONDITION
OF ITEMS MARKED THUS: *



CRADLE, AIR BOTTLE, GROUP
(DRG. No. IO.20 FS 12159 A)

BRACKET, TOP JOINT
AT FRAME 96°O
IO.20 FS 2637

KQ.3

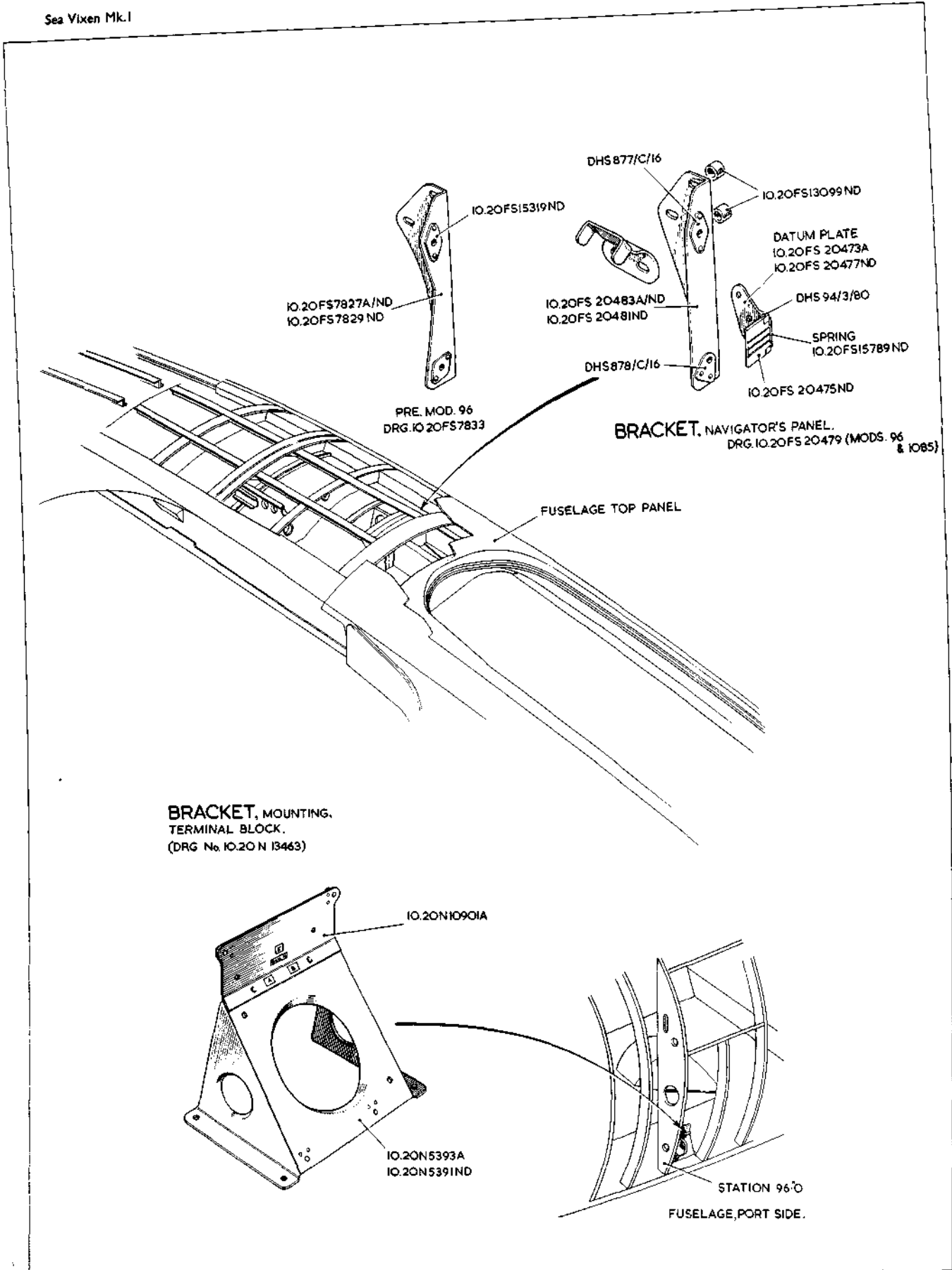
FUSELAGE

KQ.3

[A.L. 74]

FUSELAGE STRUCTURE

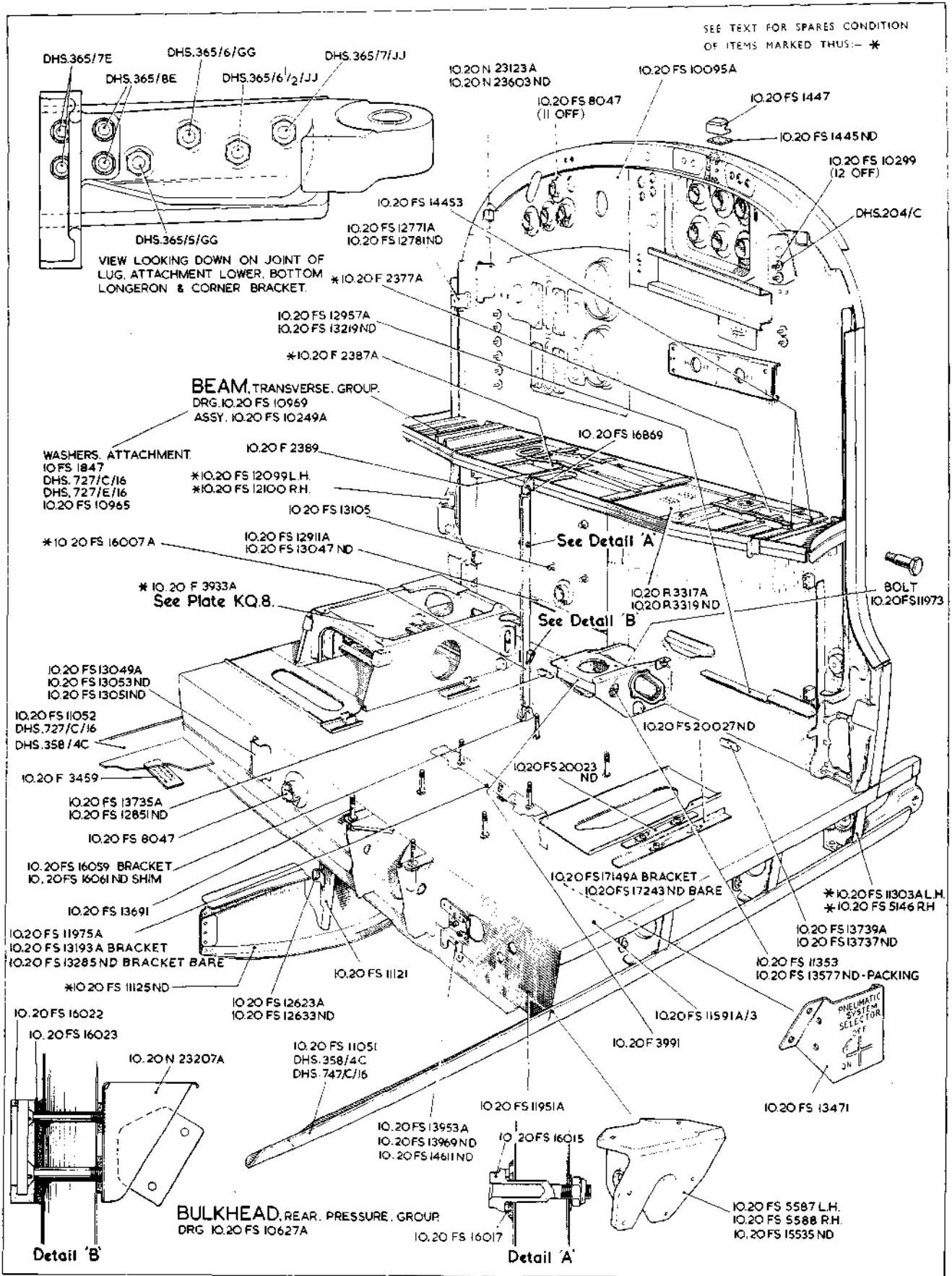
Sea Vixen Mk.1



KQ.4

FUSELAGE
FUSELAGE STRUCTURE

KQ.4
[A.L.44]



KQ.5

FUSELAGE

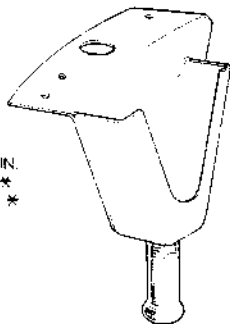
KQ.5

FUSELAGE STRUCTURE

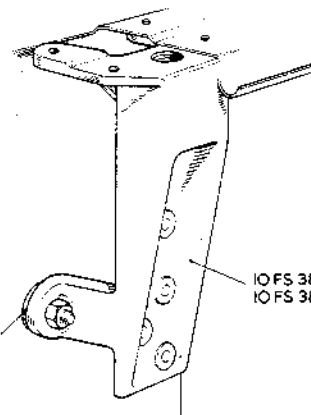
[A.L.54]

SEE TEXT FOR SPARES CONDITION OF ITEMS MARKED THUS: *

HOPPER, DRAIN.
10.20 FS 6019 L.H. *
10.20 FS 6020 R.H. *



PICK-UP, SLING



10 FS 3879 L.H.
10 FS 3880 R.H.

10 FS 3909

10.20 FS 17053A



10.20 FS 17055

FASTENER, DZUS.
(SELF ALIGNING)

10.20 FS 9495ND

BRACKET SEALING
10 FS 927

10.20 FS 5949

10.20 FS 6995 L.H.
10.20 FS 6996 R.H.

10.20 FS 5937A L.H. *
10.20 FS 5938A R.H. *

10.20 FS 13165

10.20 FS 2151A

10.20 FS 13166

10.20 FS 1278IND (BARE)
10.20 FS 12771A
See Plate KQ.5.

10.20 FS 9496ND

10.20 FS 9493ND L.H.
10.20 FS 9494ND R.H.



PILLAR,
POSITIONED AT
POINTS 1, 2, 3 & 4.

10.20 FS 9491ND L.H.
10.20 FS 9492NDR.H.

10.20 FS 5953

10.20 FS 10629ND SHIM

10.20 FS 5943

10.20 FS 5945A L.H.
10.20 FS 5946A R.H.

DHS 783/15/18

REAR BULKHEAD AT STN. 176-O.
VIEW LOOKING FORWARD ON AFT FACE.
(Drawing No. 10.20 FS 10095A)

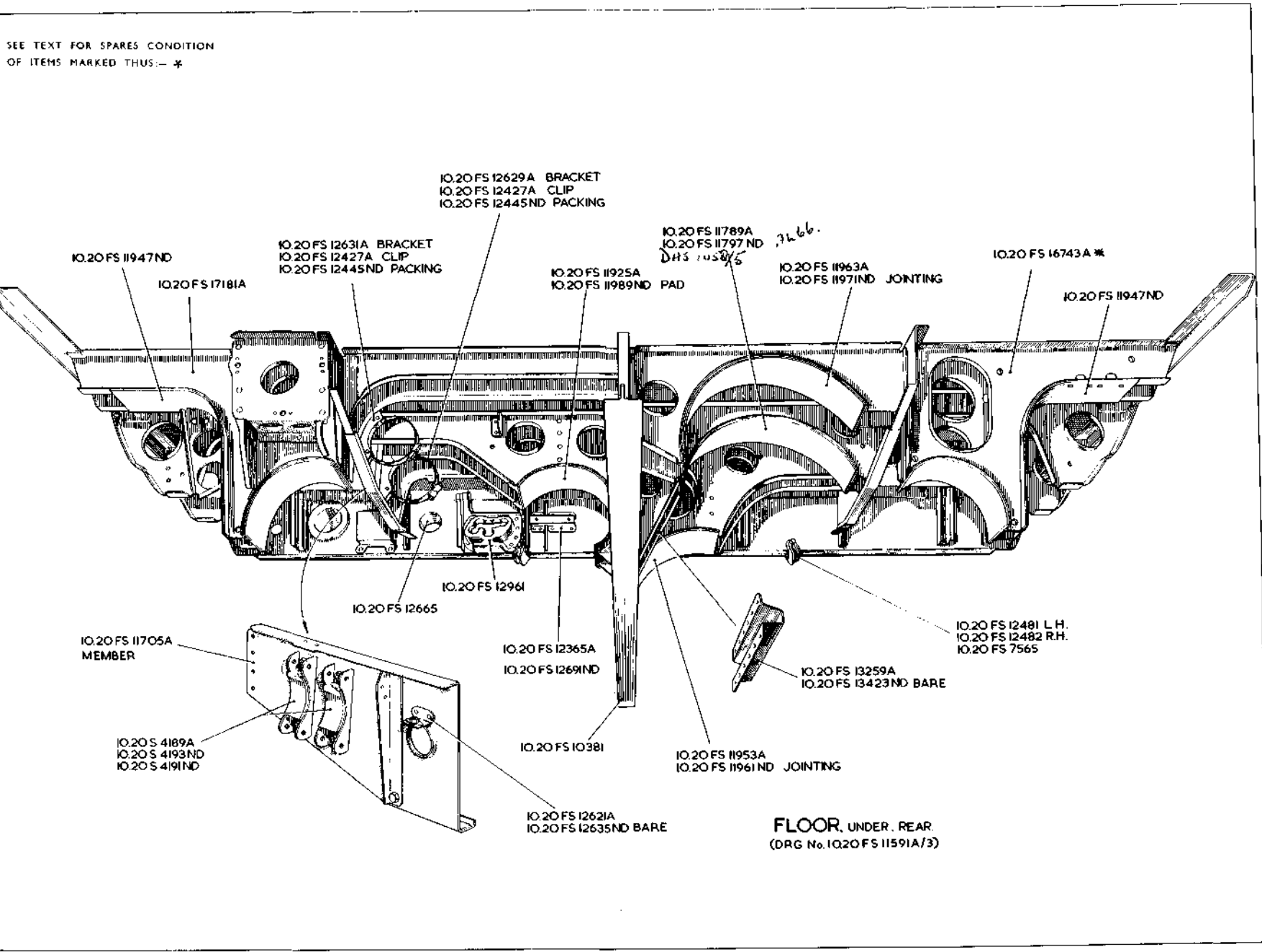
KQ.6

FUSELAGE

KQ.6

FUSELAGE STRUCTURE

[A.L.41]



KQ.7

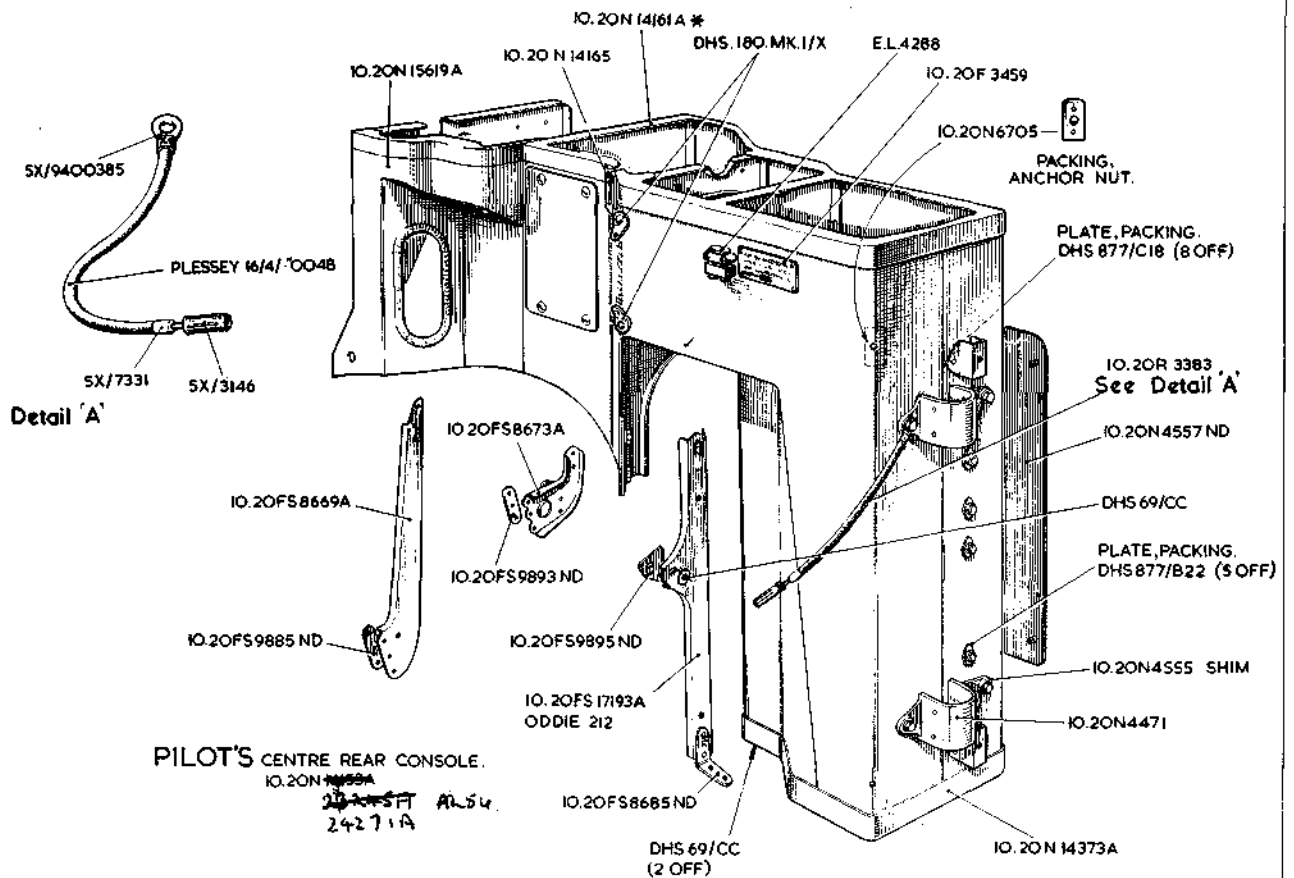
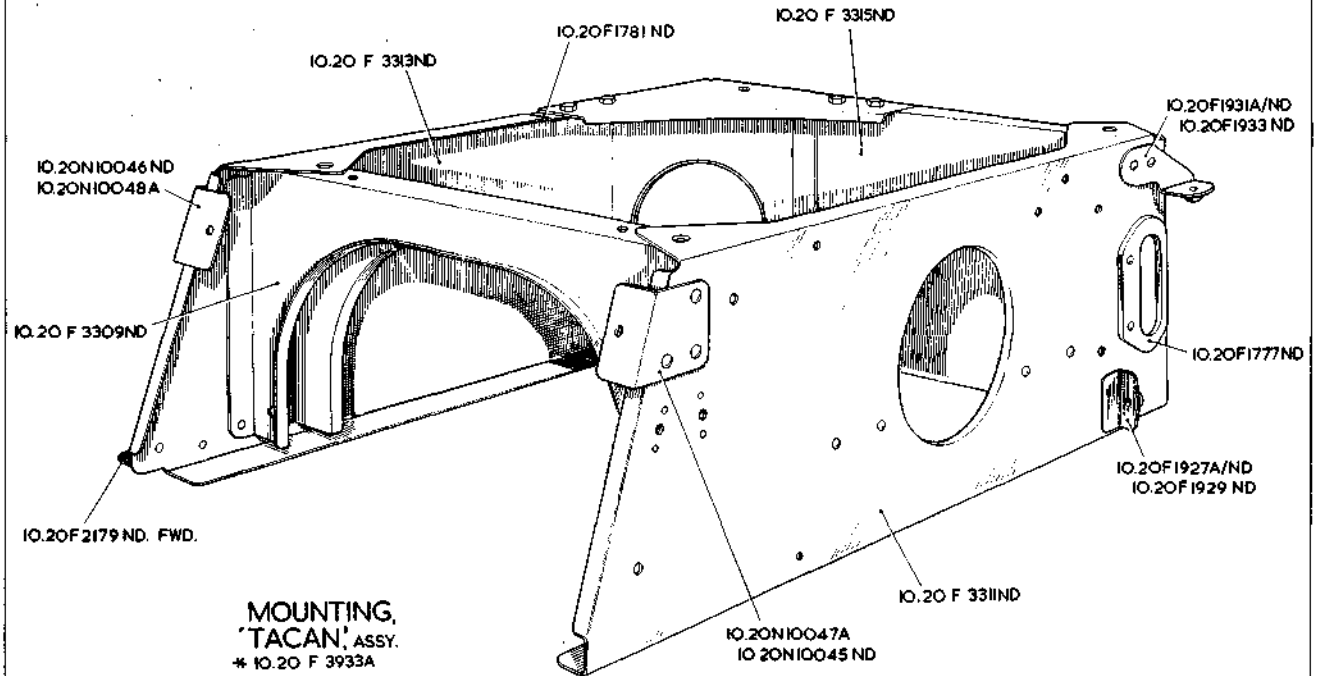
FUSELAGE

FUSELAGE STRUCTURE

RESTRICTED

KQ.7
[A.1.29]

SEE TEXT FOR SPARES CONDITION
OF ITEMS MARKED THUS - *



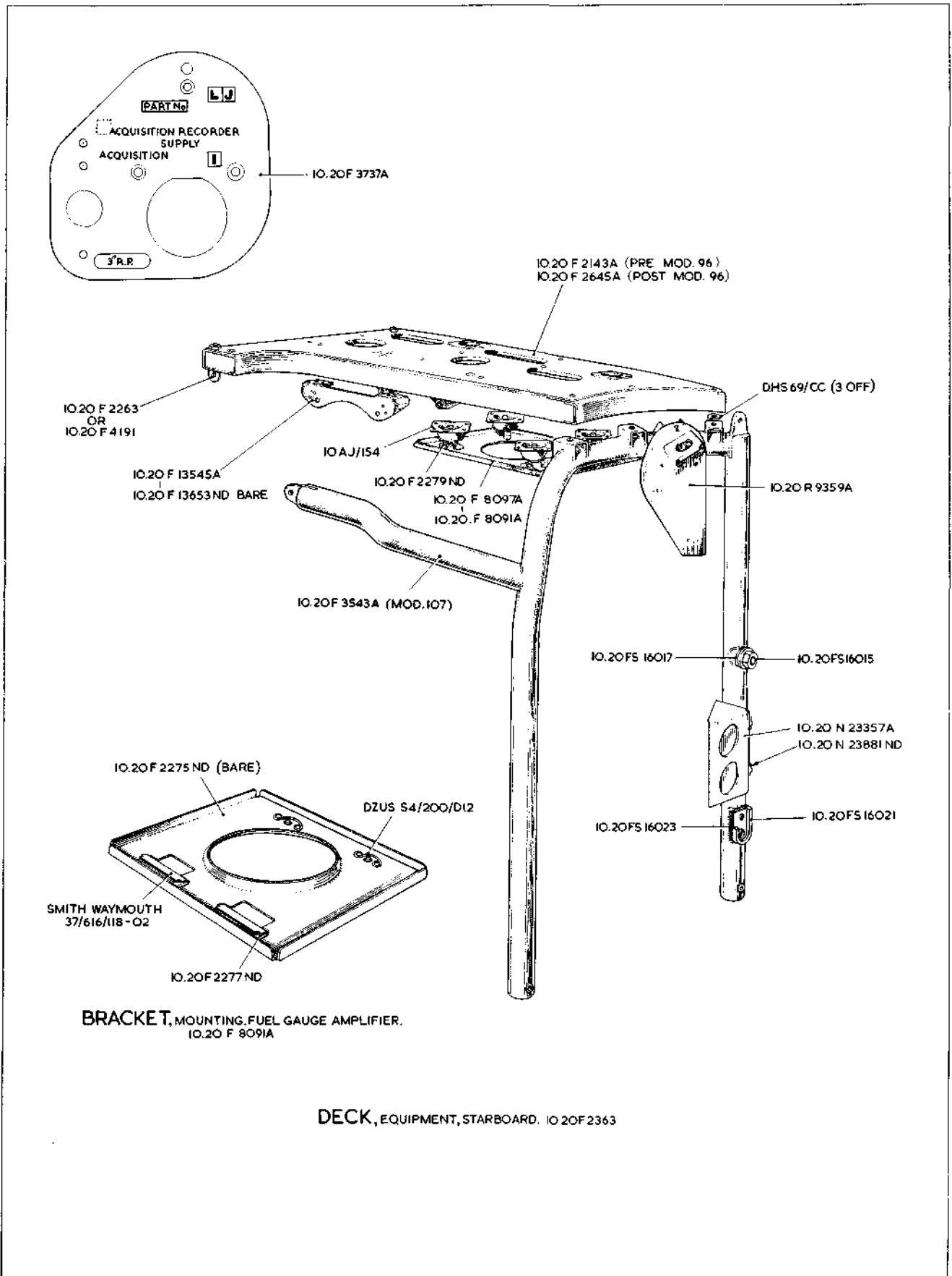
KQ.8

FUSELAGE

KQ.8

[A.L.36]

FUSELAGE STRUCTURE



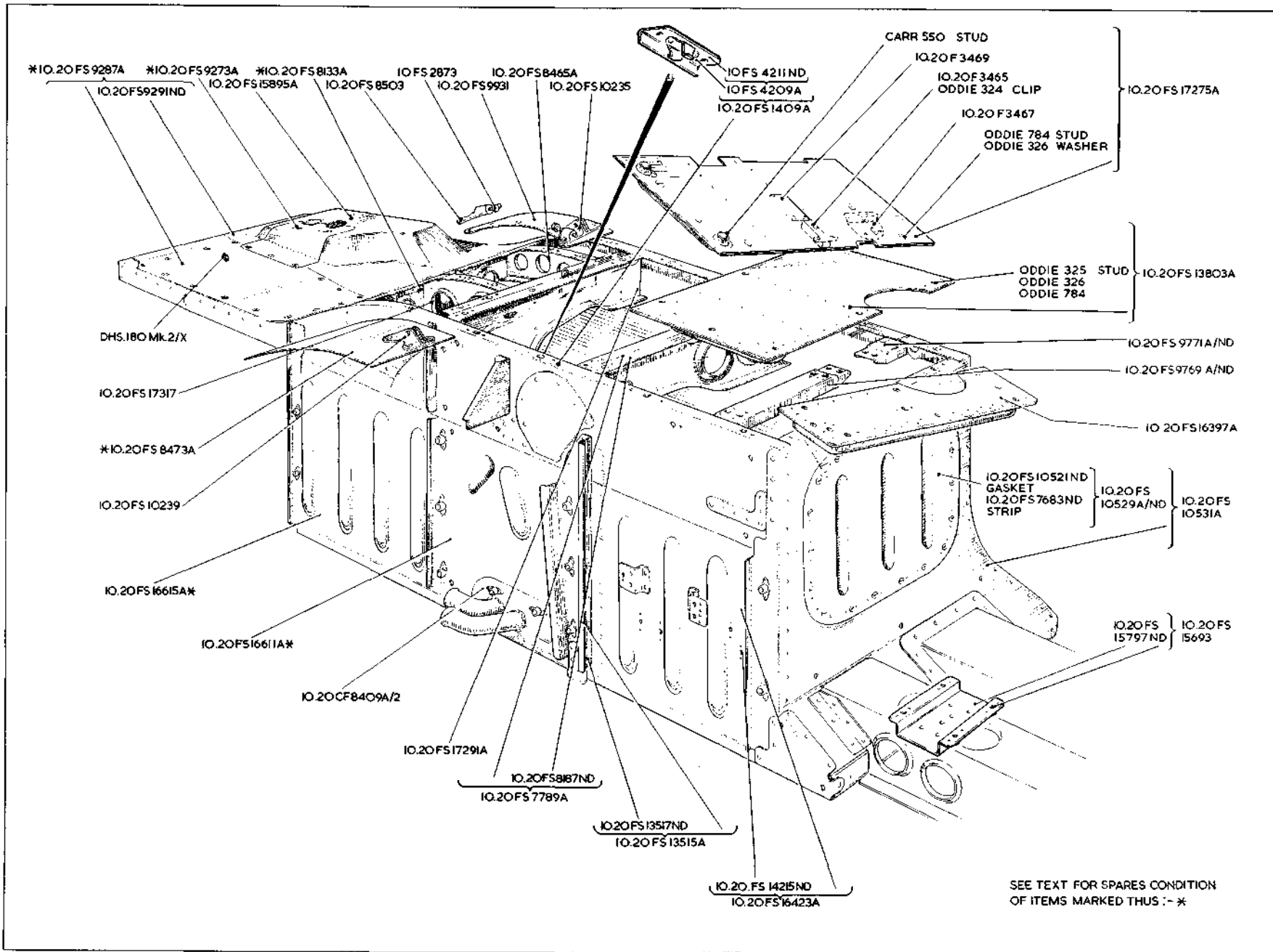
KQ.9

FUSELAGE

KQ.9

[A.L.62]

FUSELAGE STRUCTURE



SEE TEXT FOR SPARES CONDITION OF ITEMS MARKED THUS :- *

KQ10

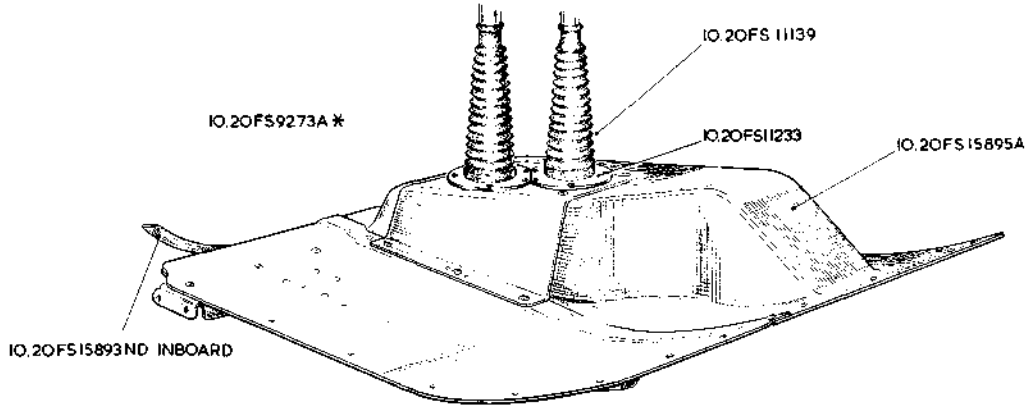
FUSELAGE

FUSELAGE STRUCTURE

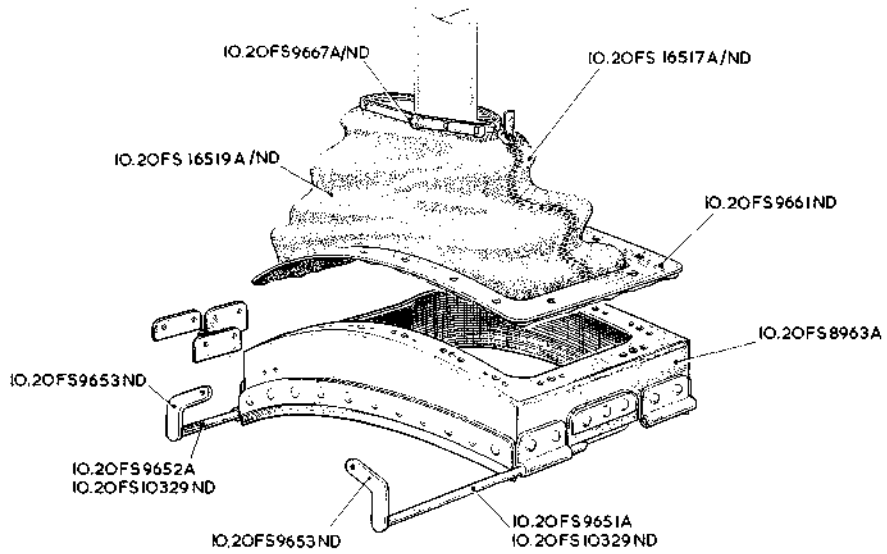
RESTRICTED

KQ10
[A.1.72]

SEE TEXT FOR SPARES CONDITION
OF ITEMS MARKED THUS: * ✱



PANEL, BETWEEN STATIONS 79'5 & 97'5.
DRG. IO.20FS8001



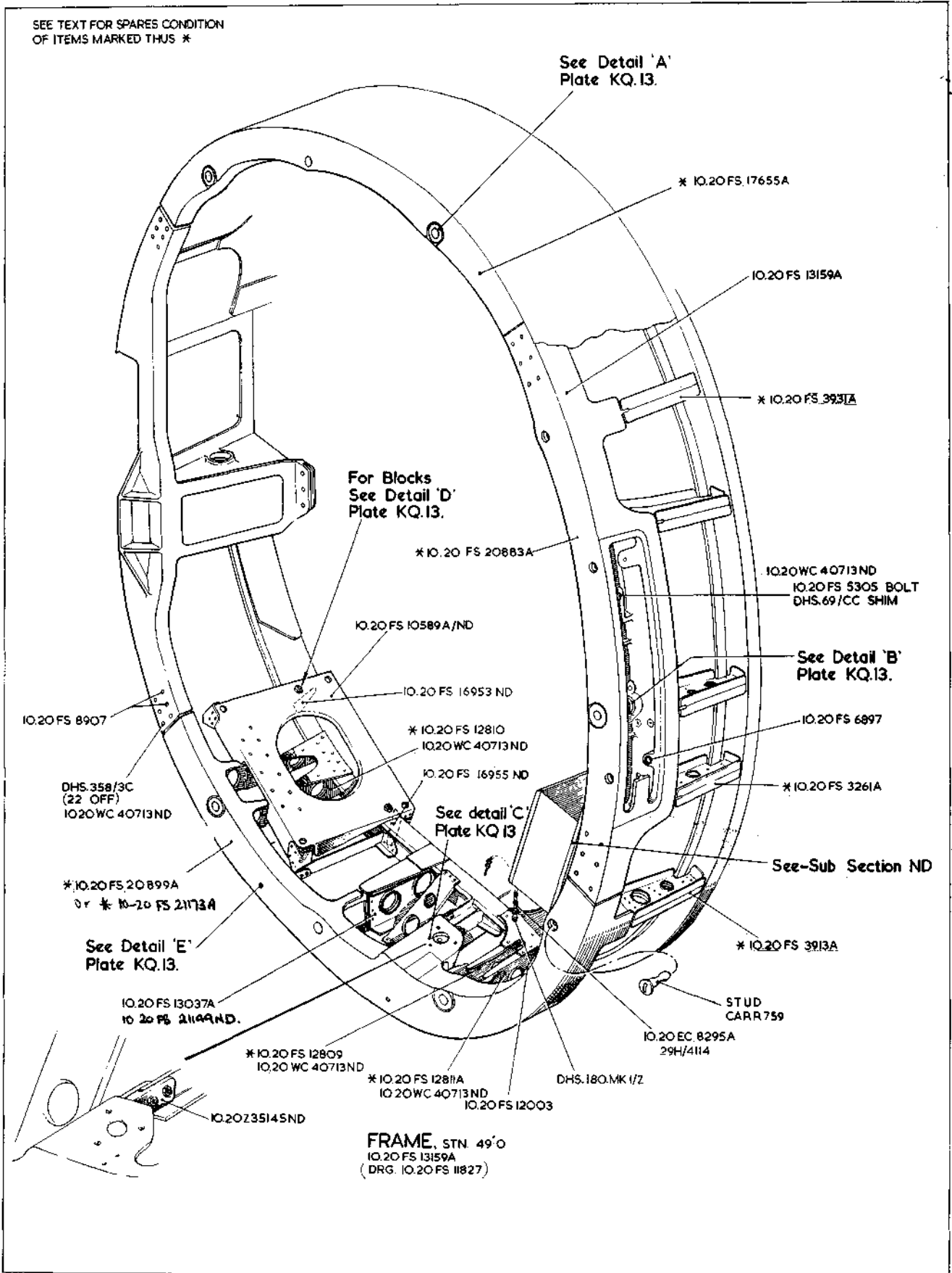
GAITER AND MOUNTING PLATFORM,
CONTROL COLUMN GROUP.
DRG. IO.20FS9657

KQ.11

FUSELAGE

KQ.11
[AL 51]

FUSELAGE STRUCTURE



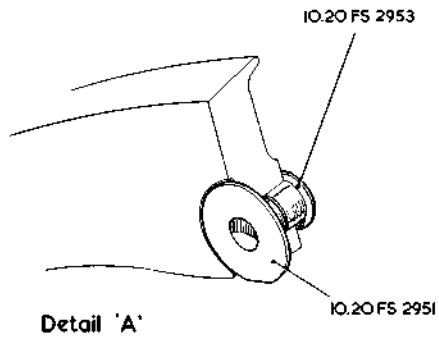
KQ.12

FUSELAGE

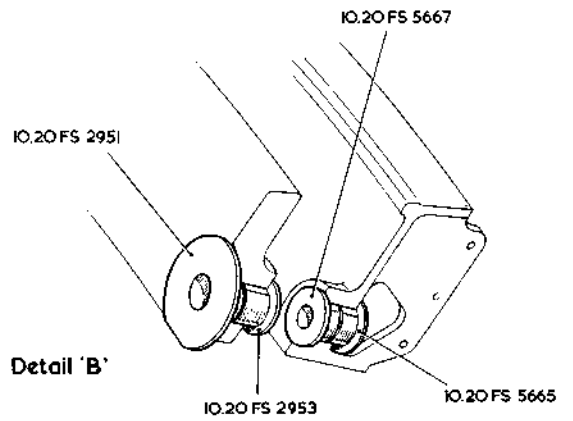
KQ.12

[AL. 57]

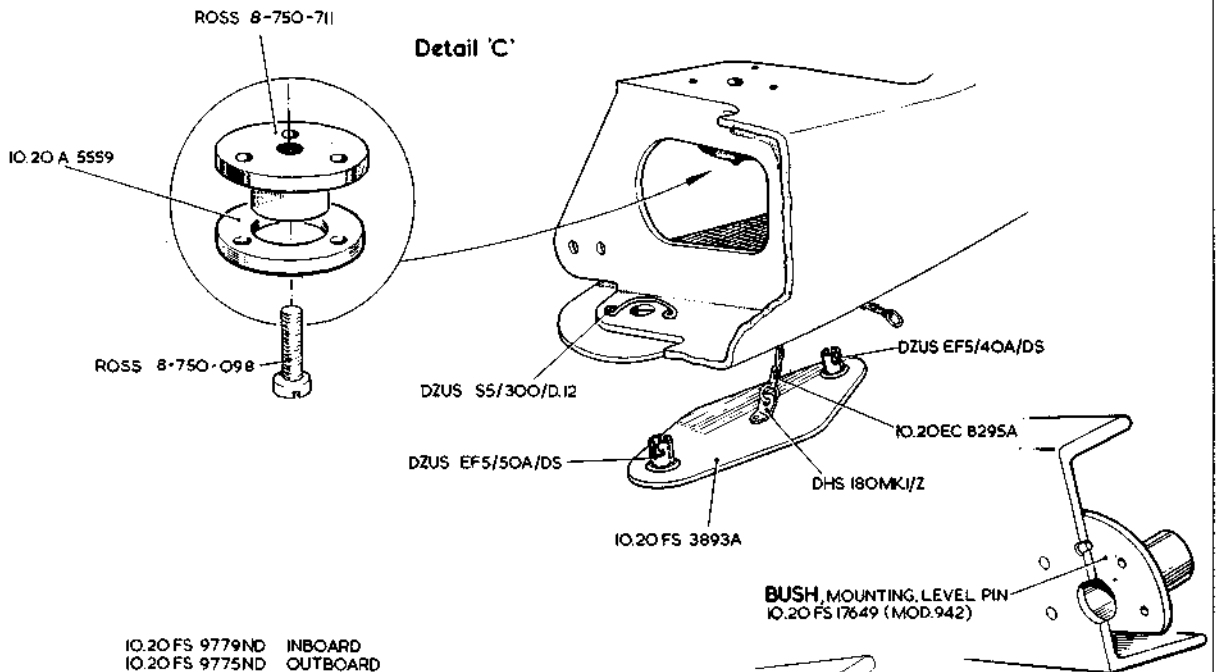
FUSELAGE STRUCTURE



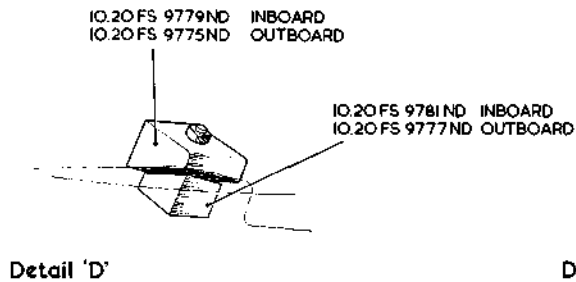
BUSHES, LATCH BOLT BEARING.



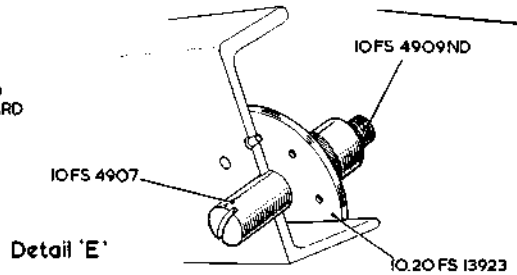
BUSHES, LATCH BOLT BEARING



BUSH, MOUNTING, LEVEL PIN
IO.20 FS 17649 (MOD.942)



BLOCKS, PACKING.



PIN, LEVEL, ASSY.
IO.20 FS 13925A(PRE MOD.942)

KQ.13

FUSELAGE

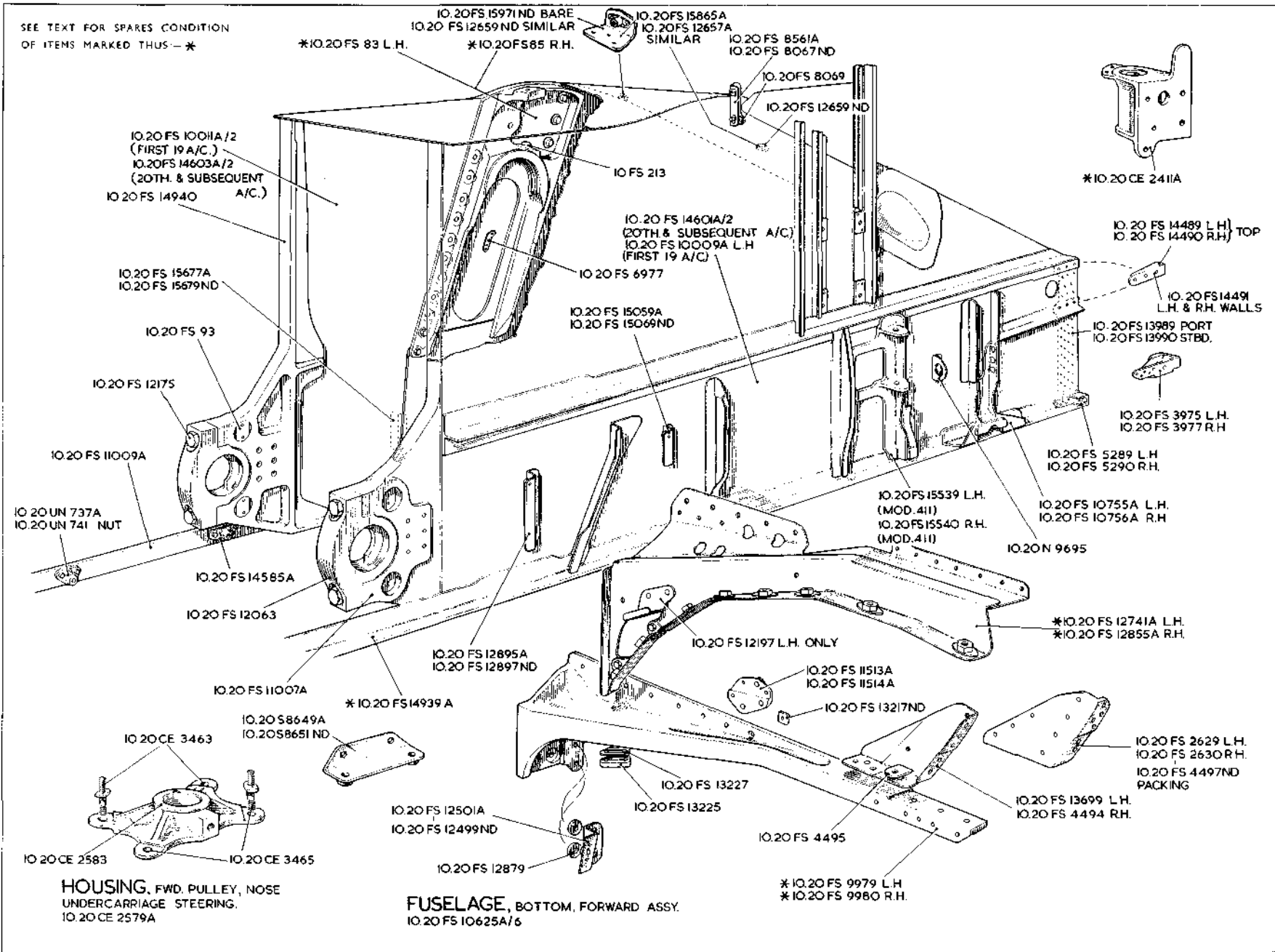
KQ.13

FUSELAGE STRUCTURE

[AL.62]

KQ.14

SEE TEXT FOR SPARES CONDITION
OF ITEMS MARKED THUS - *



FUSELAGE STRUCTURE

FUSELAGE

KQ.14
[ALL S]
1

RESTRICTED

See Vixen Mk. 1

RESTRICTED

Place KQ.14

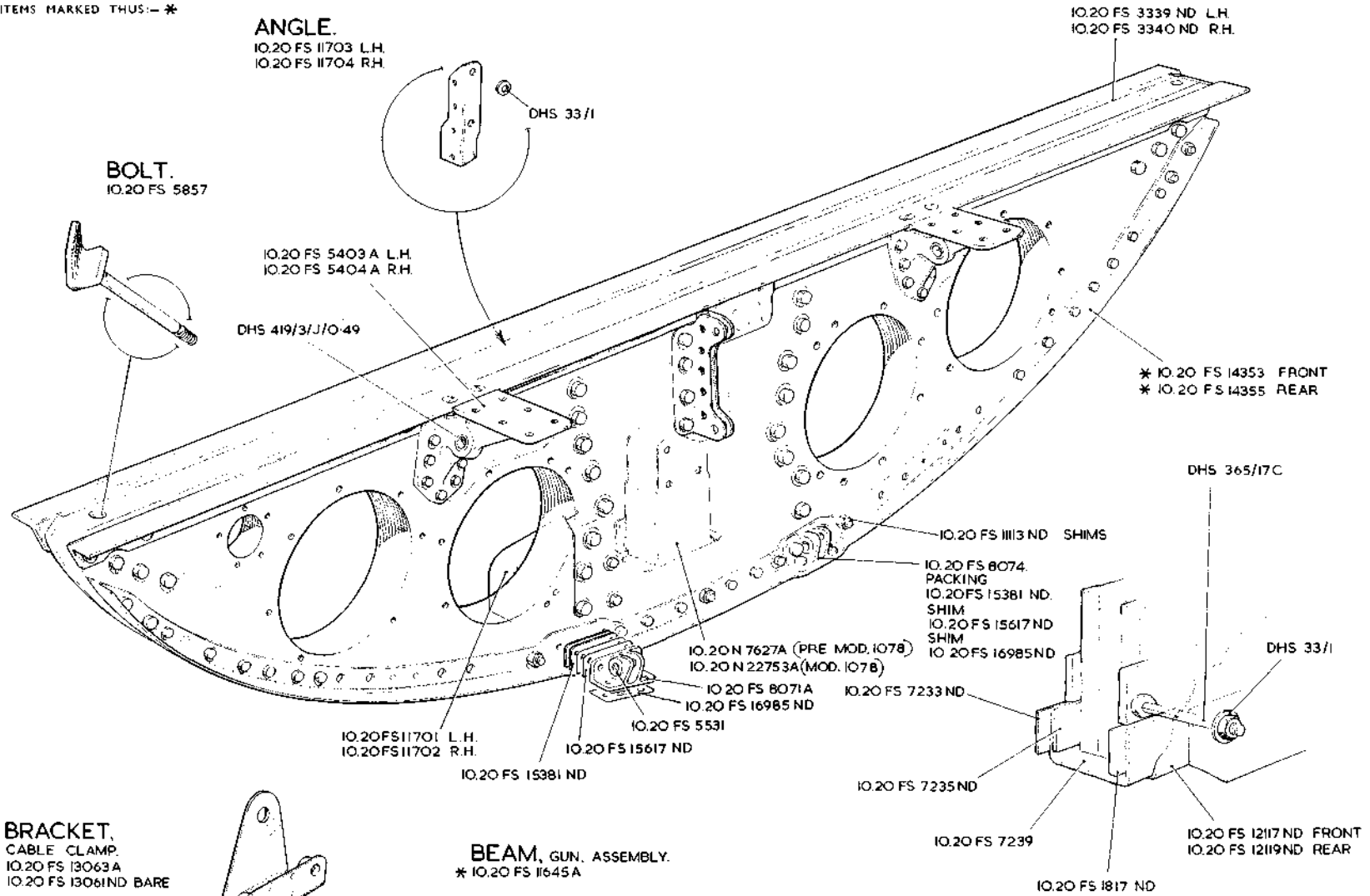
KO.15

FUSELAGE

FUSELAGE STRUCTURE

RESTRICTED

SEE TEXT FOR SPARES CONDITION
OF ITEMS MARKED THUS: *



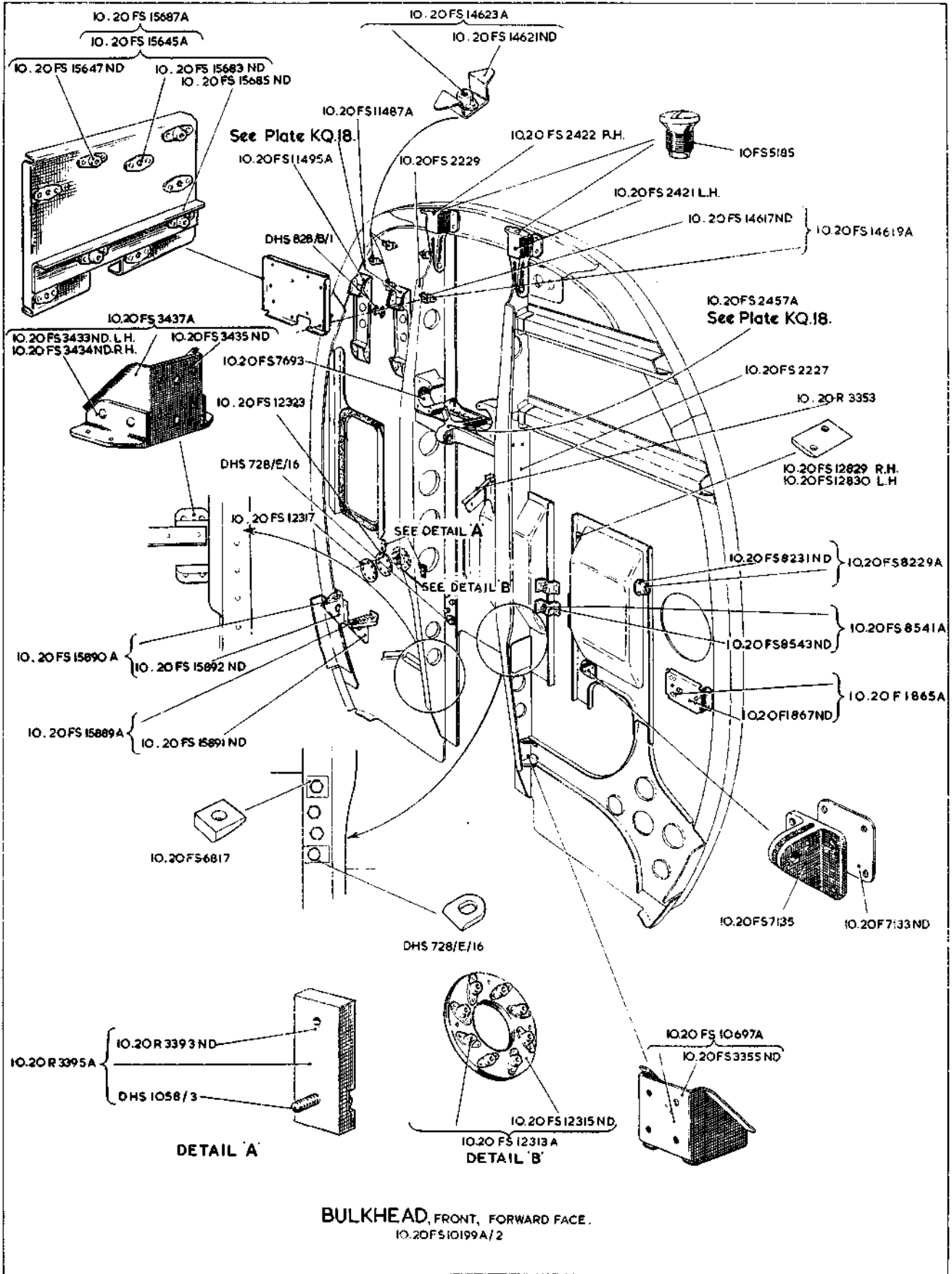
SECTION THROUGH GUN BEAM

Saa Vixen Mk. I

RESTRICTED

Plate KO.15

KO.15
[ALIST]

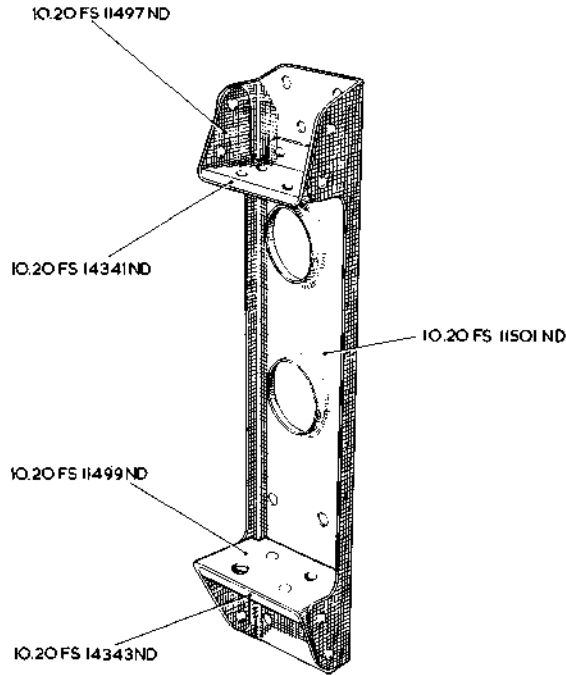


KQ.17

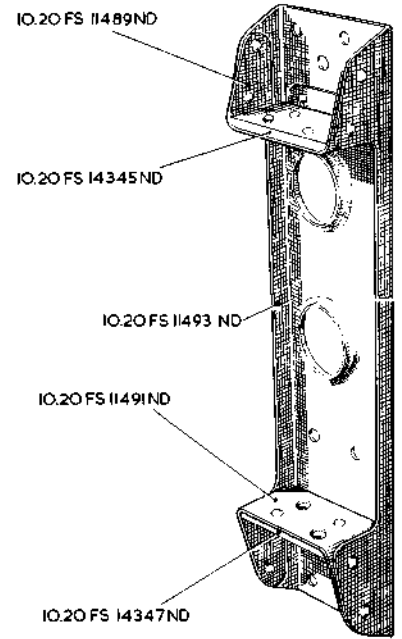
FUSELAGE

KQ.17
[A.L.69]

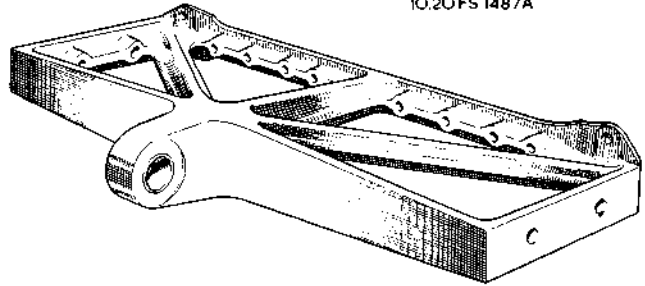
FUSELAGE STRUCTURE



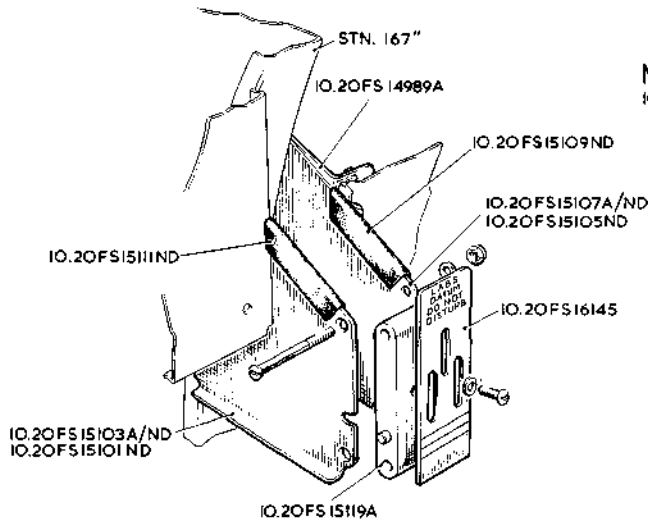
**BRACKET, MOUNTING
TRANSFORMER UNIT, OUTBOARD.**
IO.20FS 11495A



**BRACKET, MOUNTING
TRANSFORMER UNIT, INBOARD.**
IO.20FS 1487A



MOUNTING, SCANNER STRUT ASSY.
IO.20FS 2457A



DUCT & L.A.B.S. DATUM GROUP
(DRG. NO. IO.20FS 15099)

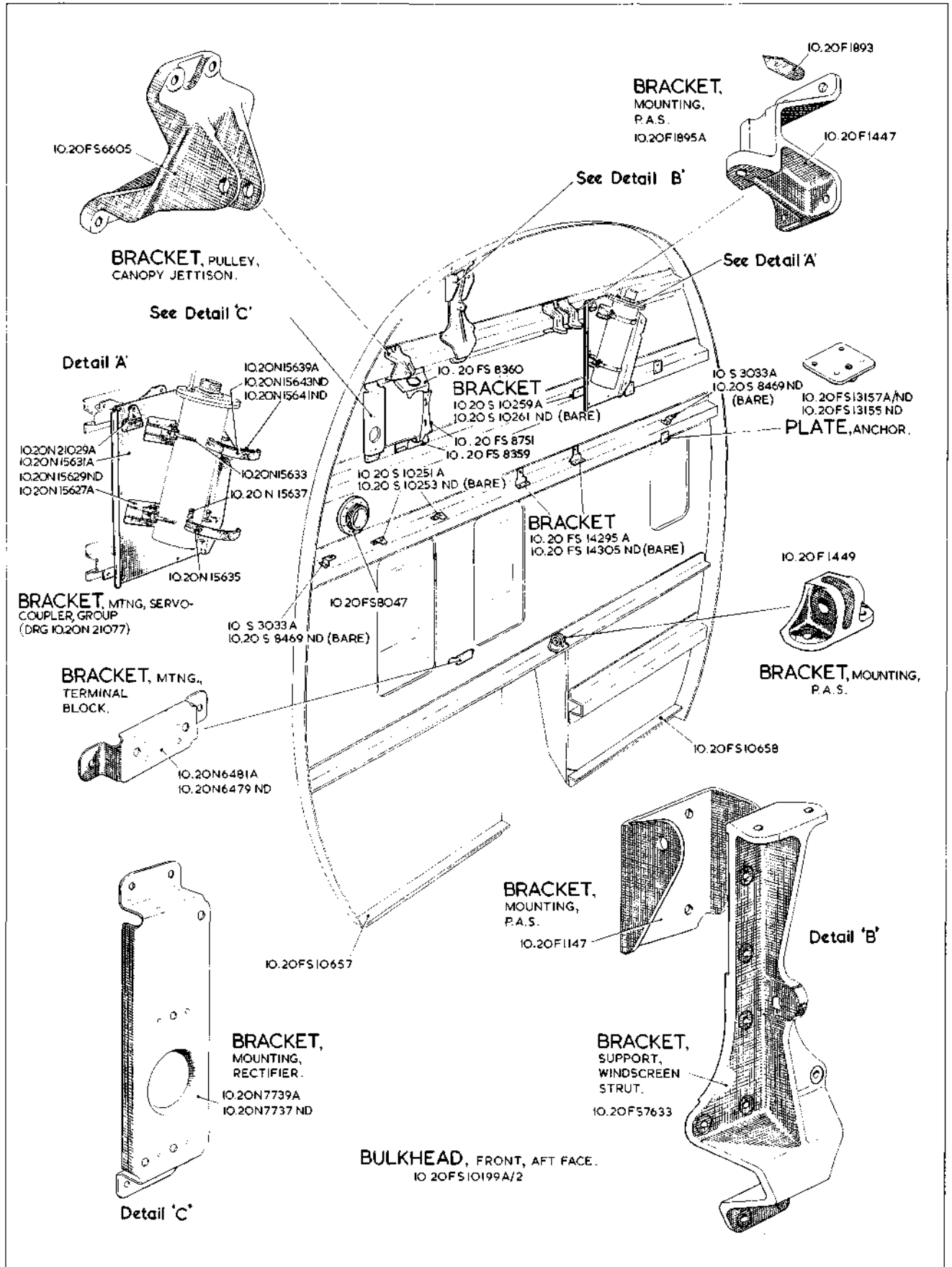
KQ.18

FUSELAGE

KQ.18

[AL51]

FUSELAGE STRUCTURE



KQ.19

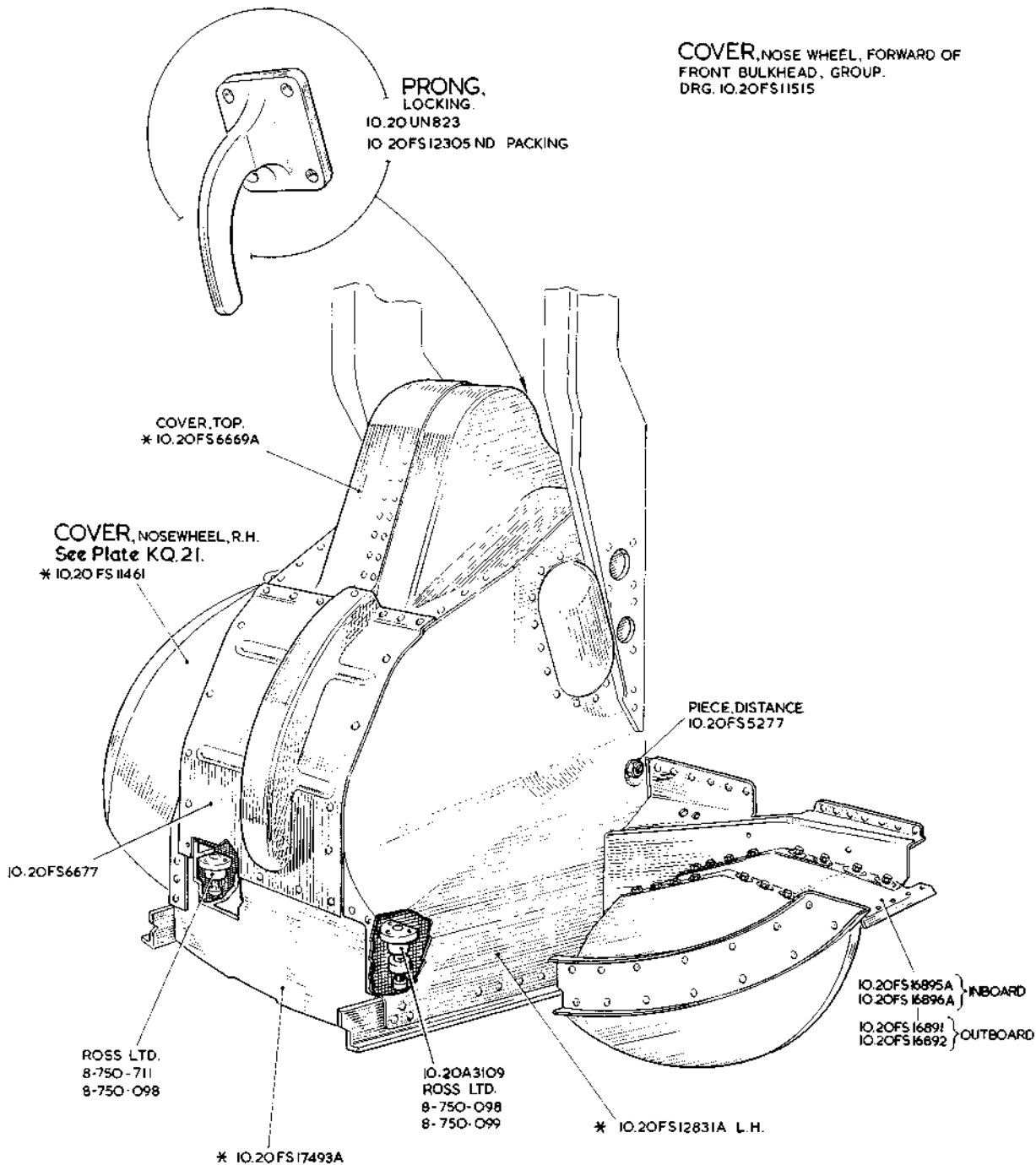
FUSELAGE

KQ.19

[A.L. 52]

FUSELAGE STRUCTURE

SEE TEXT FOR SPARES CONDITION
OF ITEMS MARKED THUS: *



KQ.20

FUSELAGE
FUSELAGE STRUCTURE

KQ.20
[AL.62]

SEE TEXT FOR SPARES CONDITION OF ITEMS MARKED THUS. *

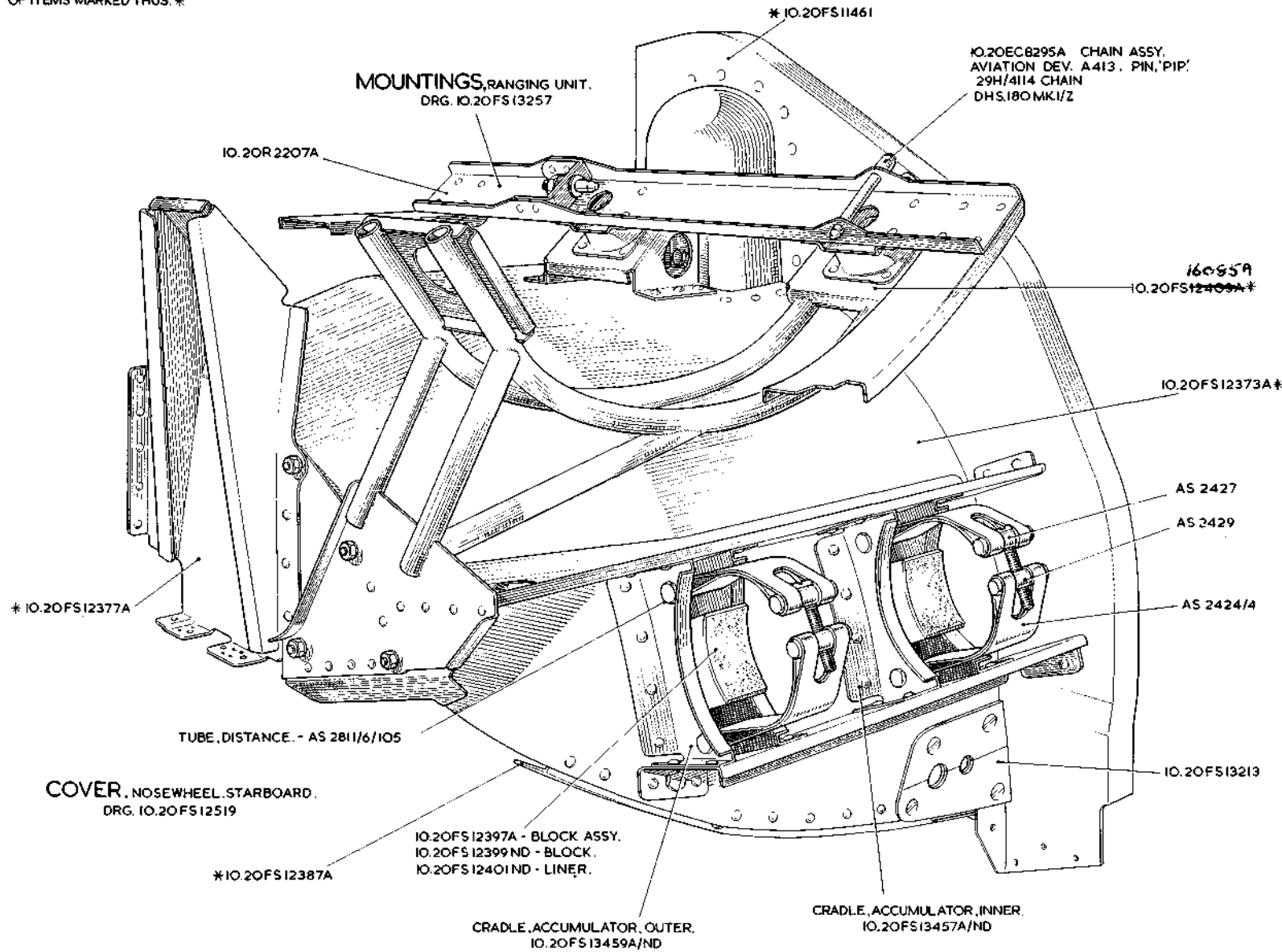
KQ.21

FUSELAGE

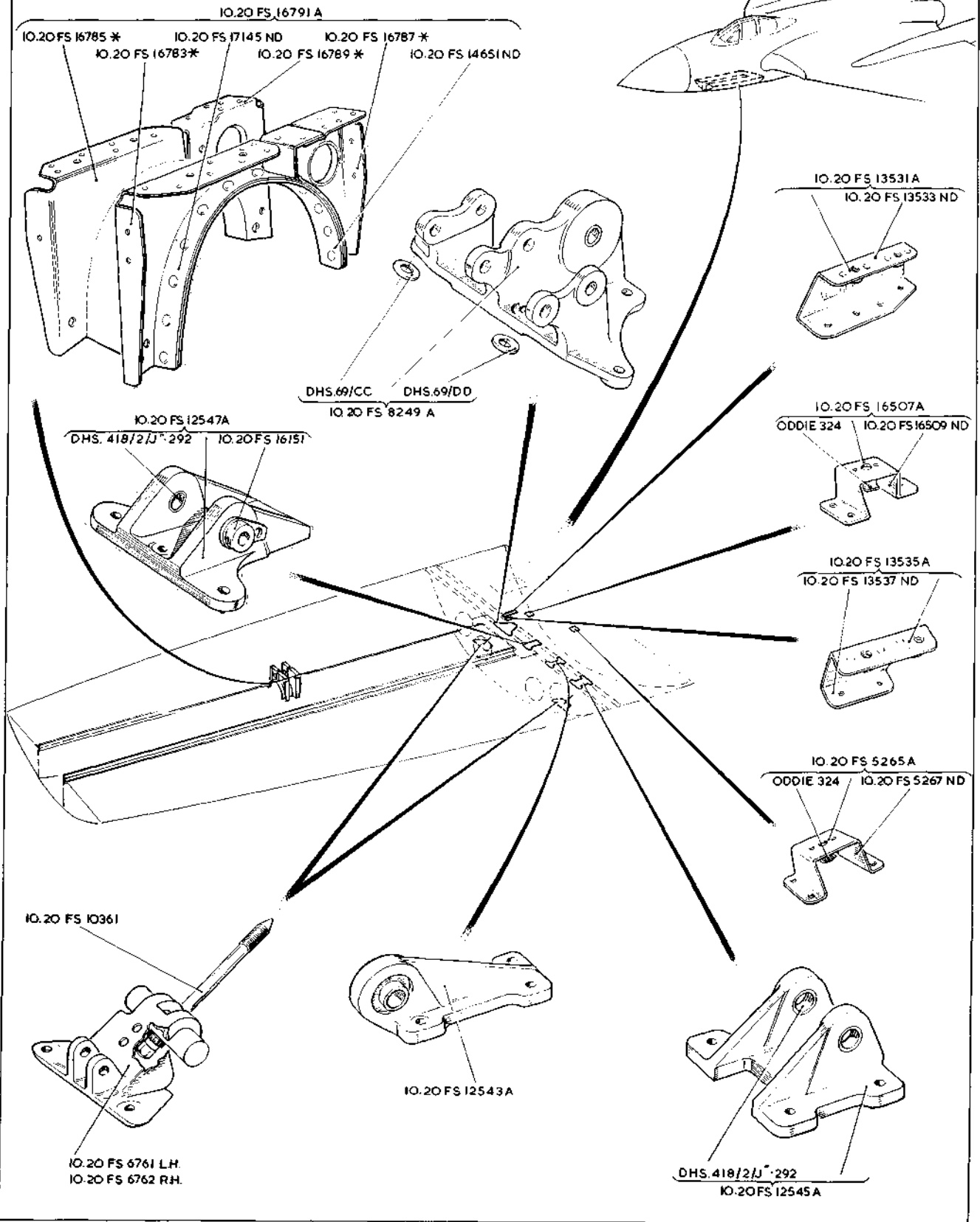
FUSELAGE STRUCTURE

RESTRICTED

KQ.21
[AL23]



SEE TEXT FOR SPARES CONDITION
OF ITEMS MARKED THUS:—*



KQ.22

FUSELAGE

FUSELAGE STRUCTURE

KQ.22
[AL.74]

SEE TEXT FOR SPARES CONDITION
OF ITEMS MARKED THUS: *

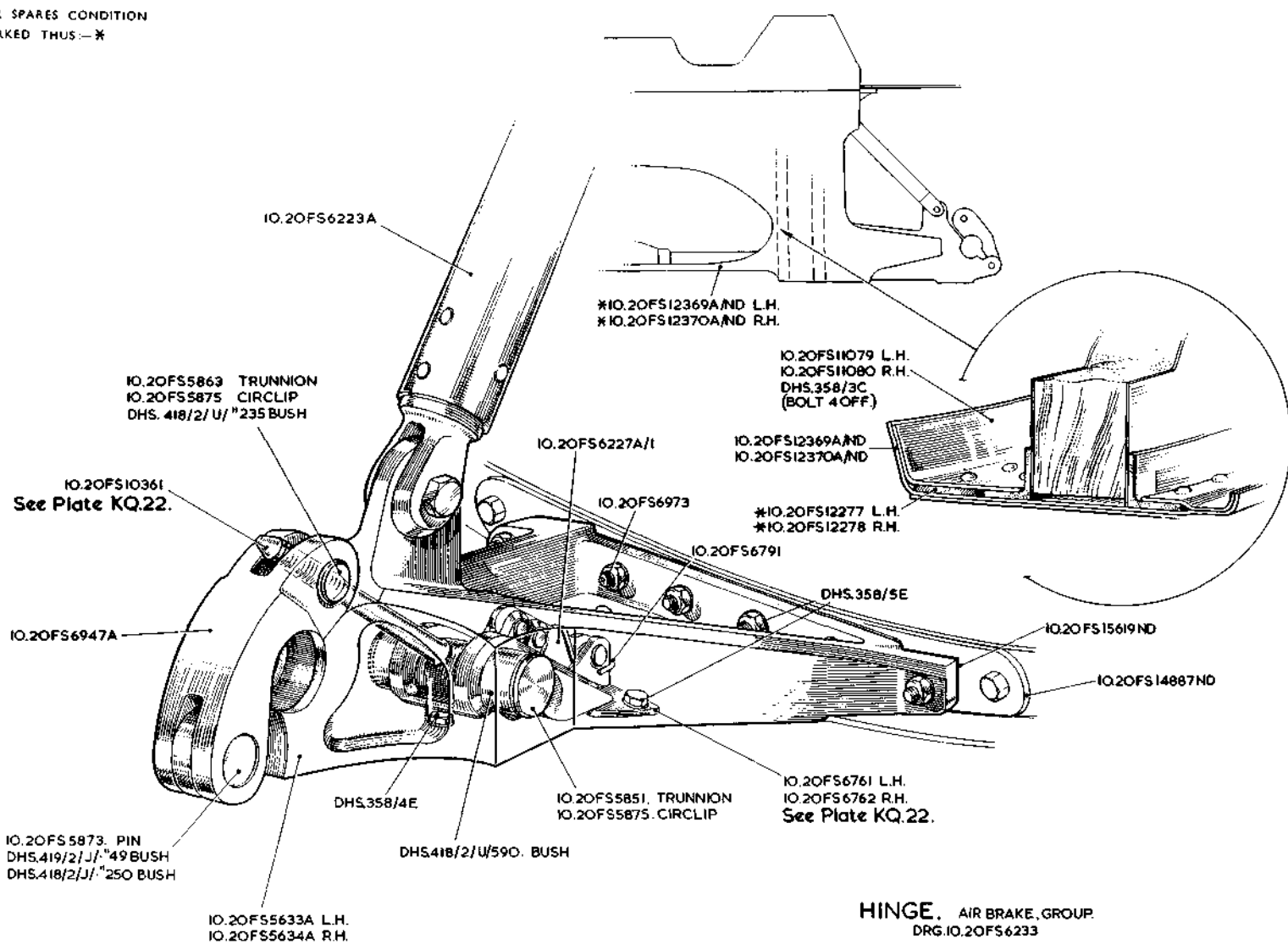
KQ.24

FUSELAGE

FUSELAGE STRUCTURE

RESTRICTED

KQ.24
[A.L. 67]



HINGE, AIR BRAKE, GROUP.
DRG. IO.20FS6233

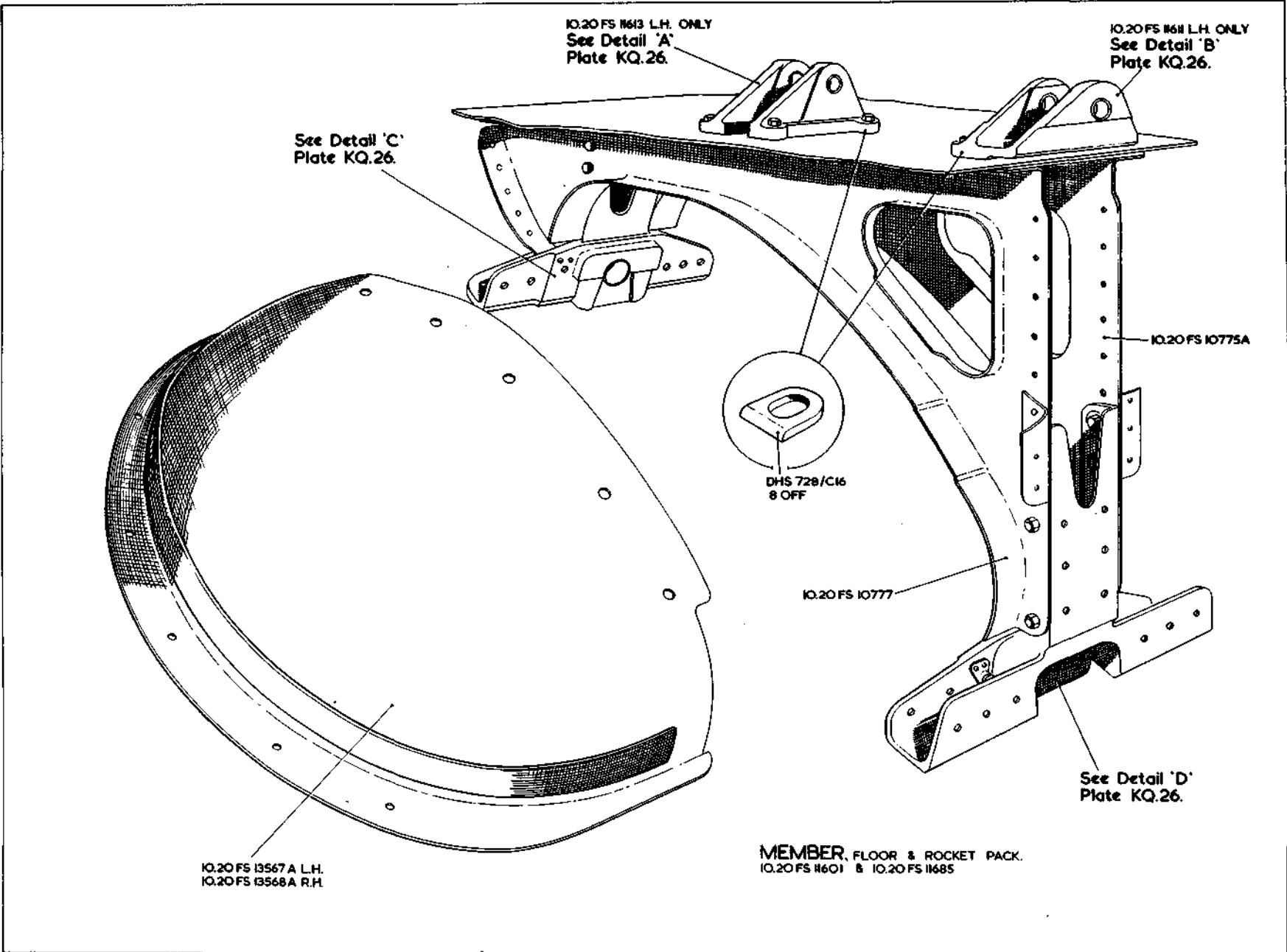
KQ.25

FUSELAGE

FUSELAGE STRUCTURE

RESTRICTED

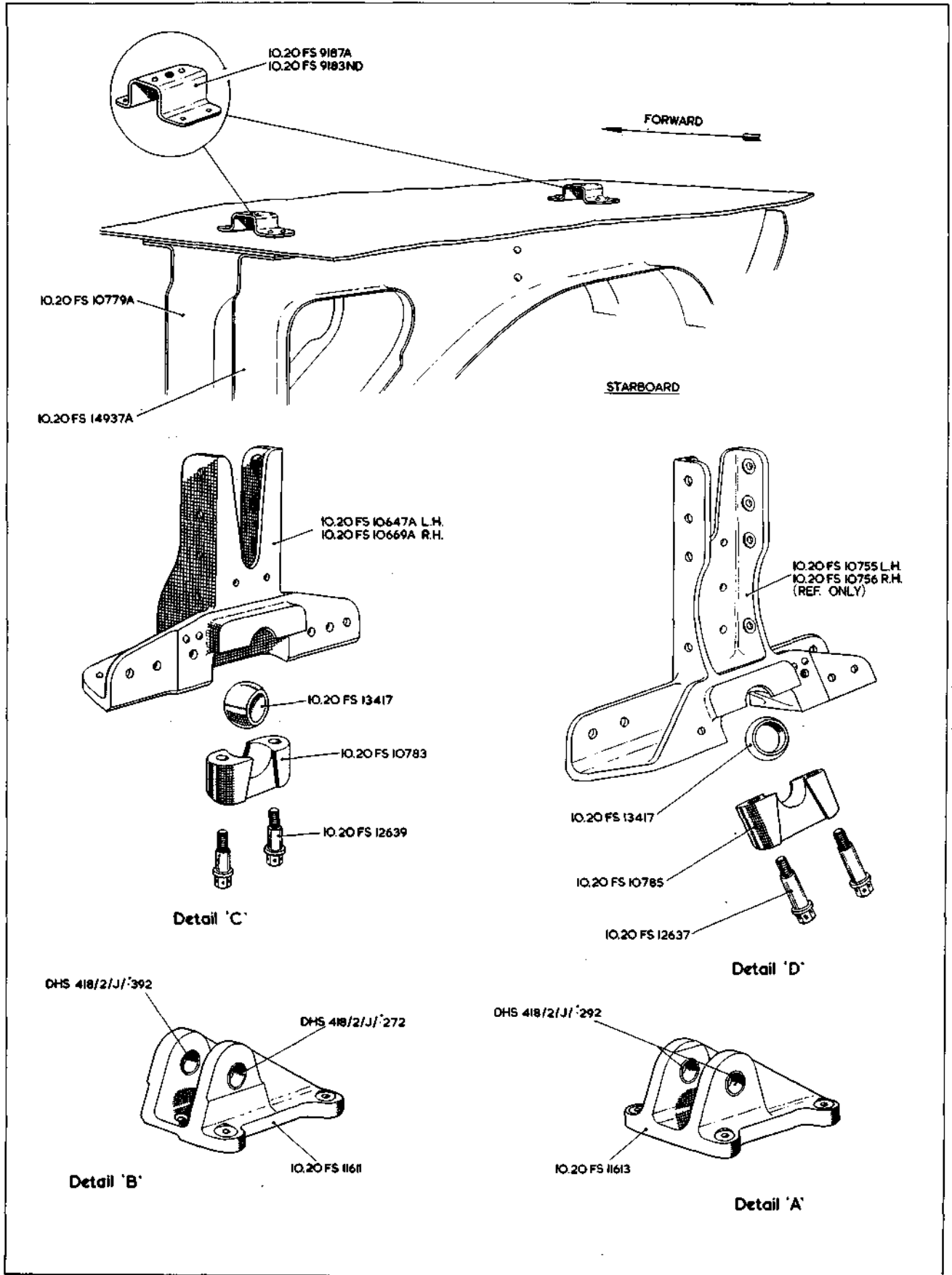
KQ.25



See View Mk. I

RESTRICTED

Plate KQ.25



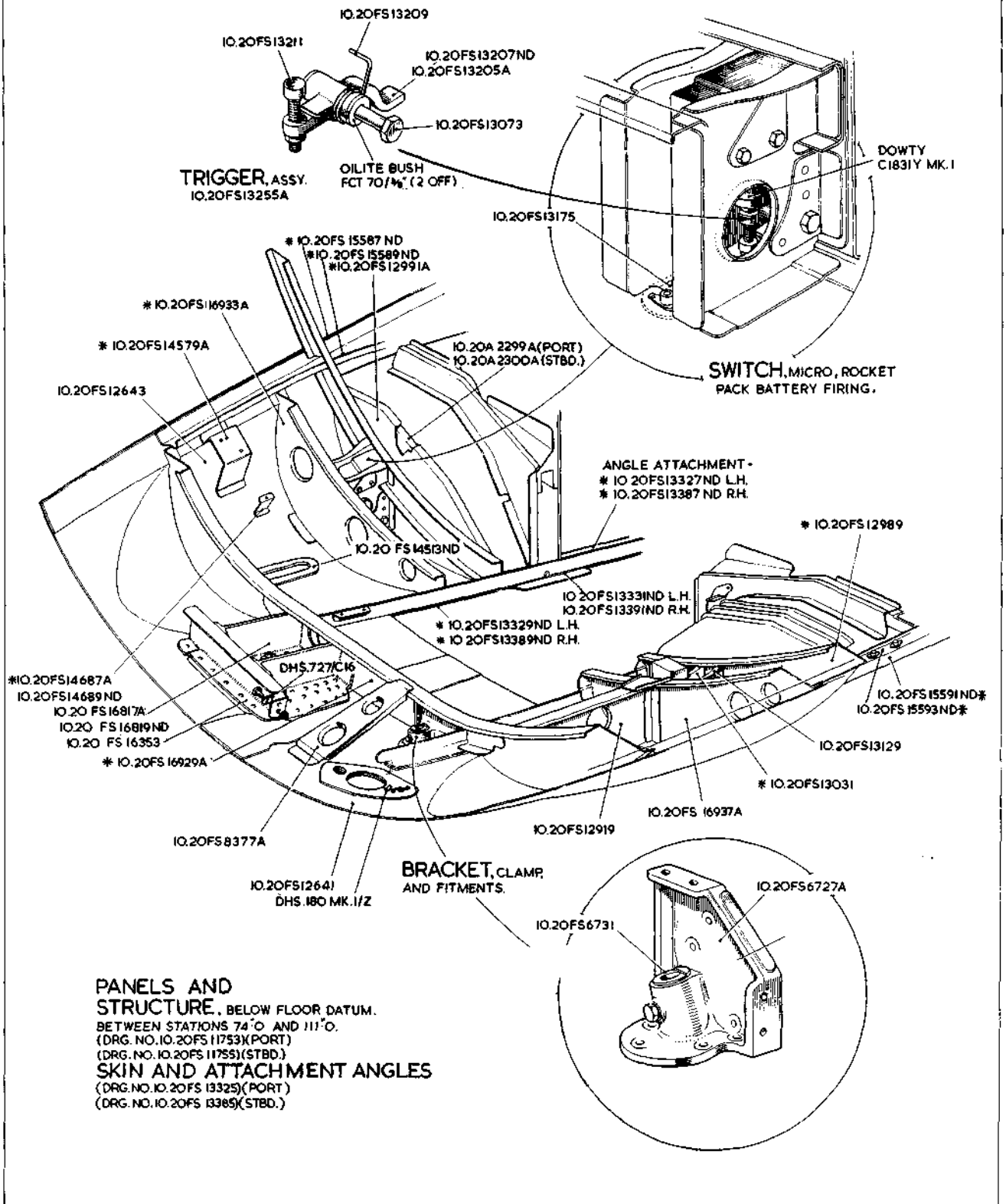
KQ.26

FUSELAGE

KQ.26

FUSELAGE STRUCTURE

SEE TEXT FOR SPARES CONDITION OF ITEMS MARKED THUS: *

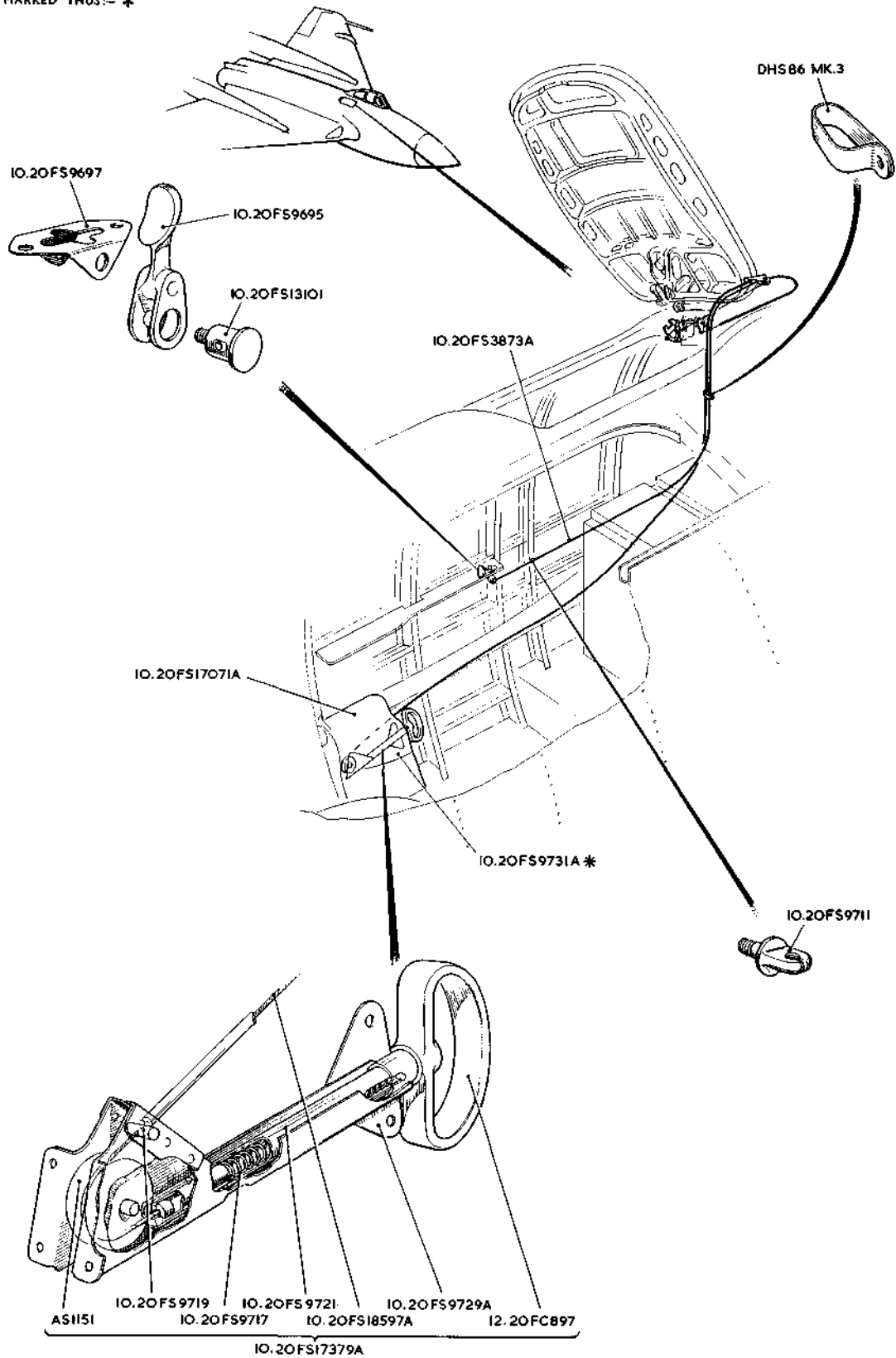


KQ.27

FUSELAGE FUSELAGE STRUCTURE

KQ.27
[A.L.47]

SEE TEXT FOR SPARES CONDITION
OF ITEMS MARKED THUS: *



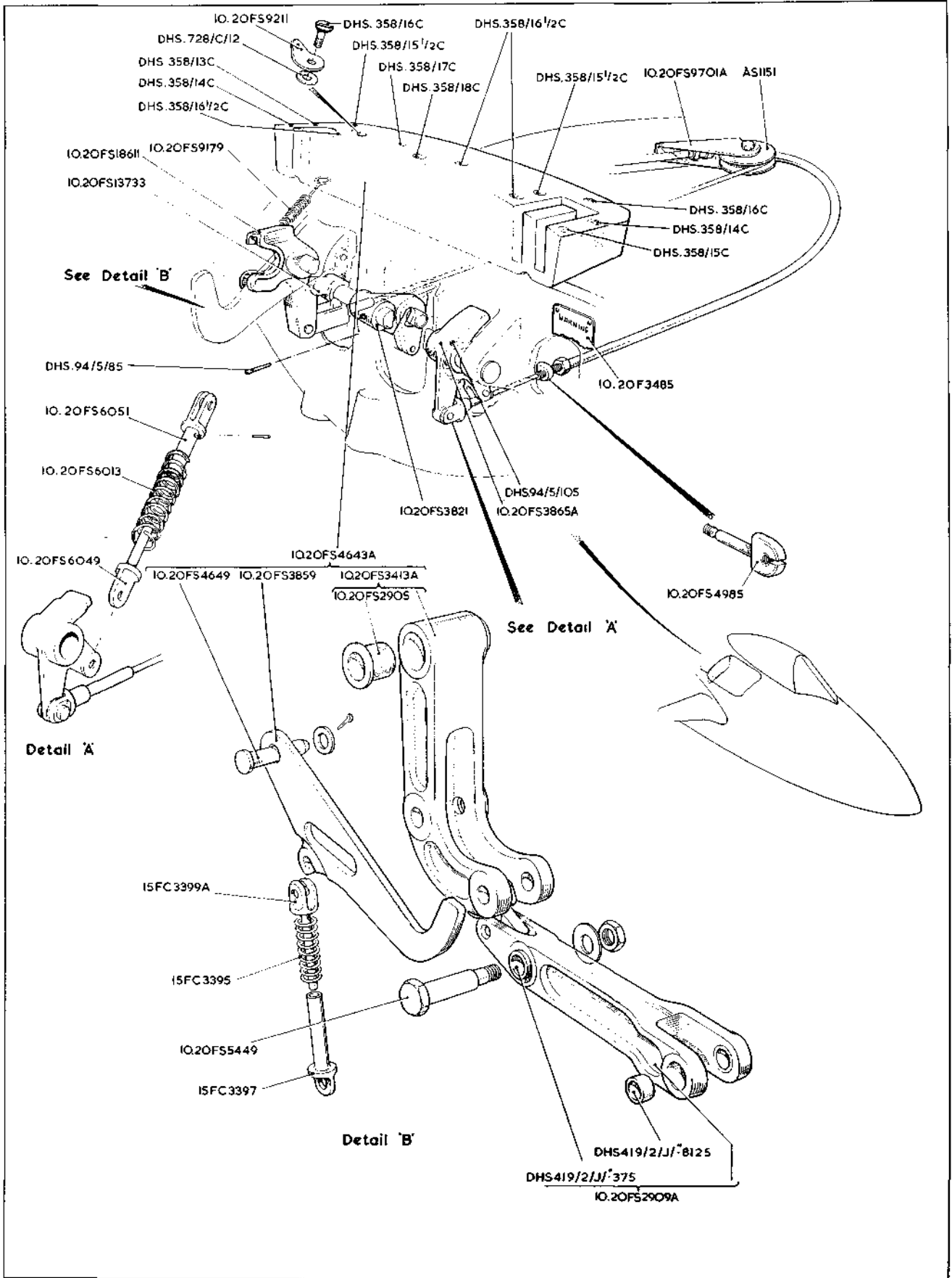
KQ.28

FUSELAGE

KQ.28

[A.L.74]

FUSELAGE STRUCTURE



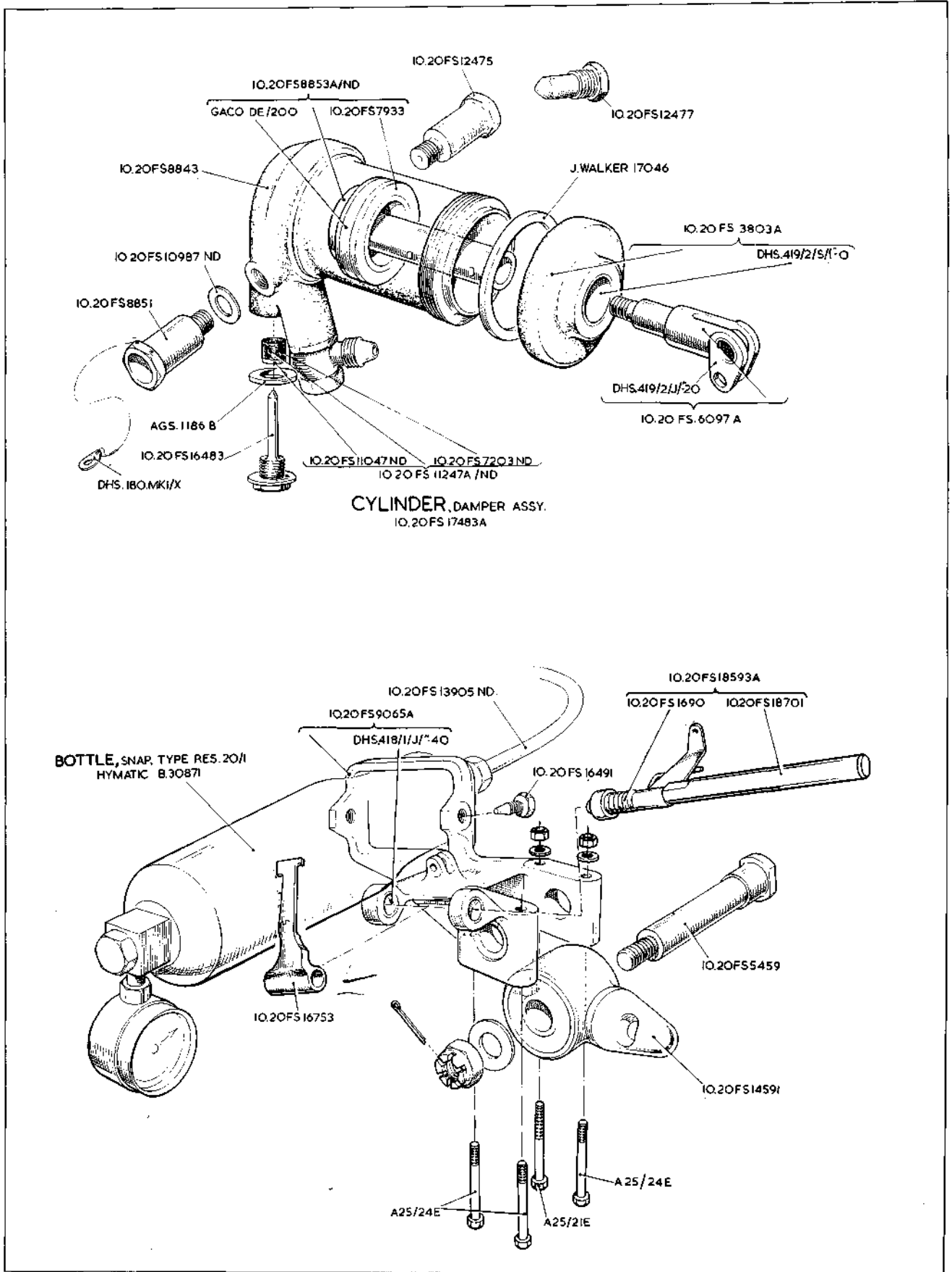
KQ.29

FUSELAGE

KQ.29

[A. L. 74]

FUSELAGE STRUCTURE



KQ.30

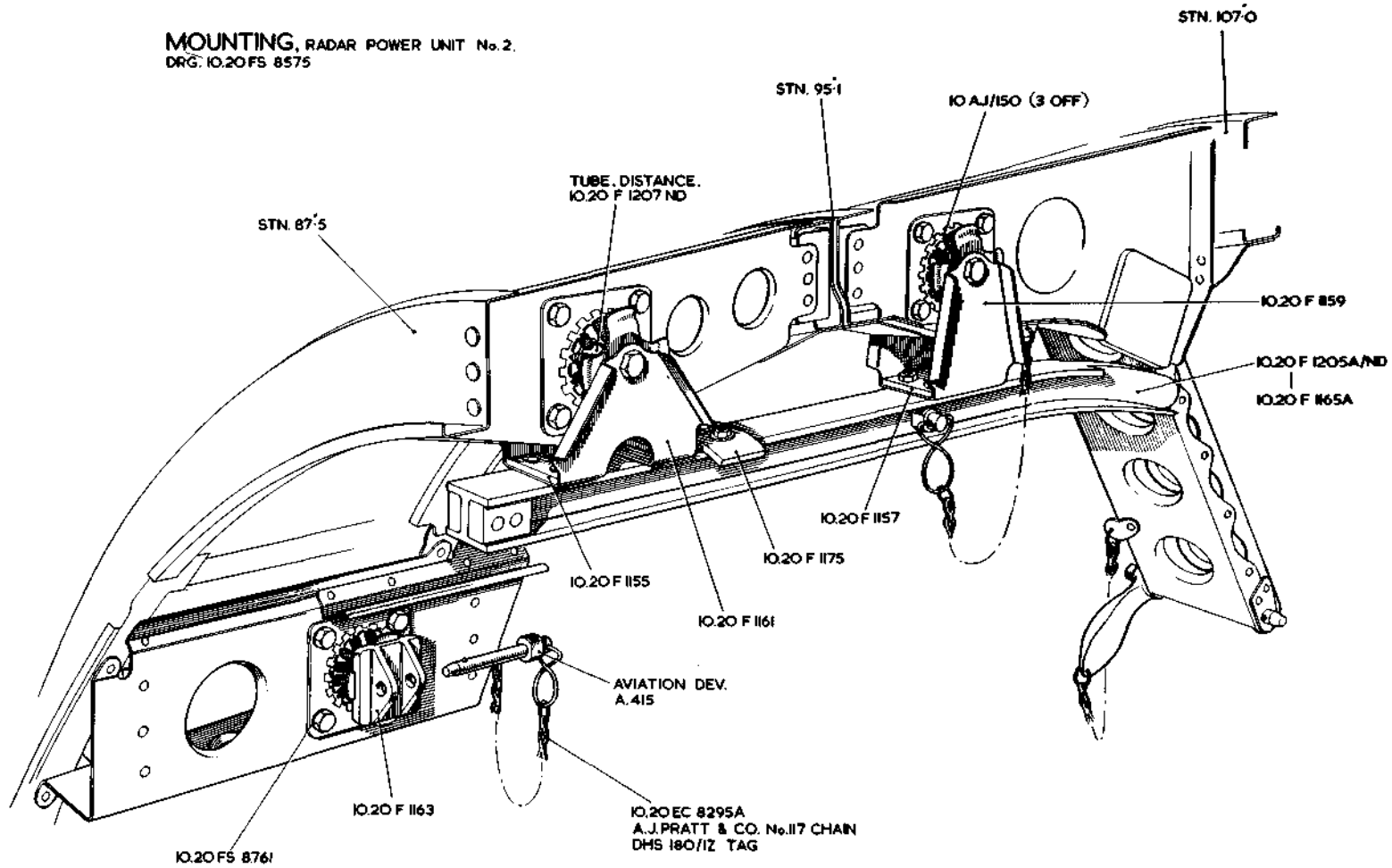
FUSELAGE

KQ.30

[A.L. 75]

FUSELAGE STRUCTURE

MOUNTING, RADAR POWER UNIT No.2.
DRG. IO.20FS 8575



KQ.31

FUSELAGE

FUSELAGE STRUCTURE

RESTRICTED

KQ.31

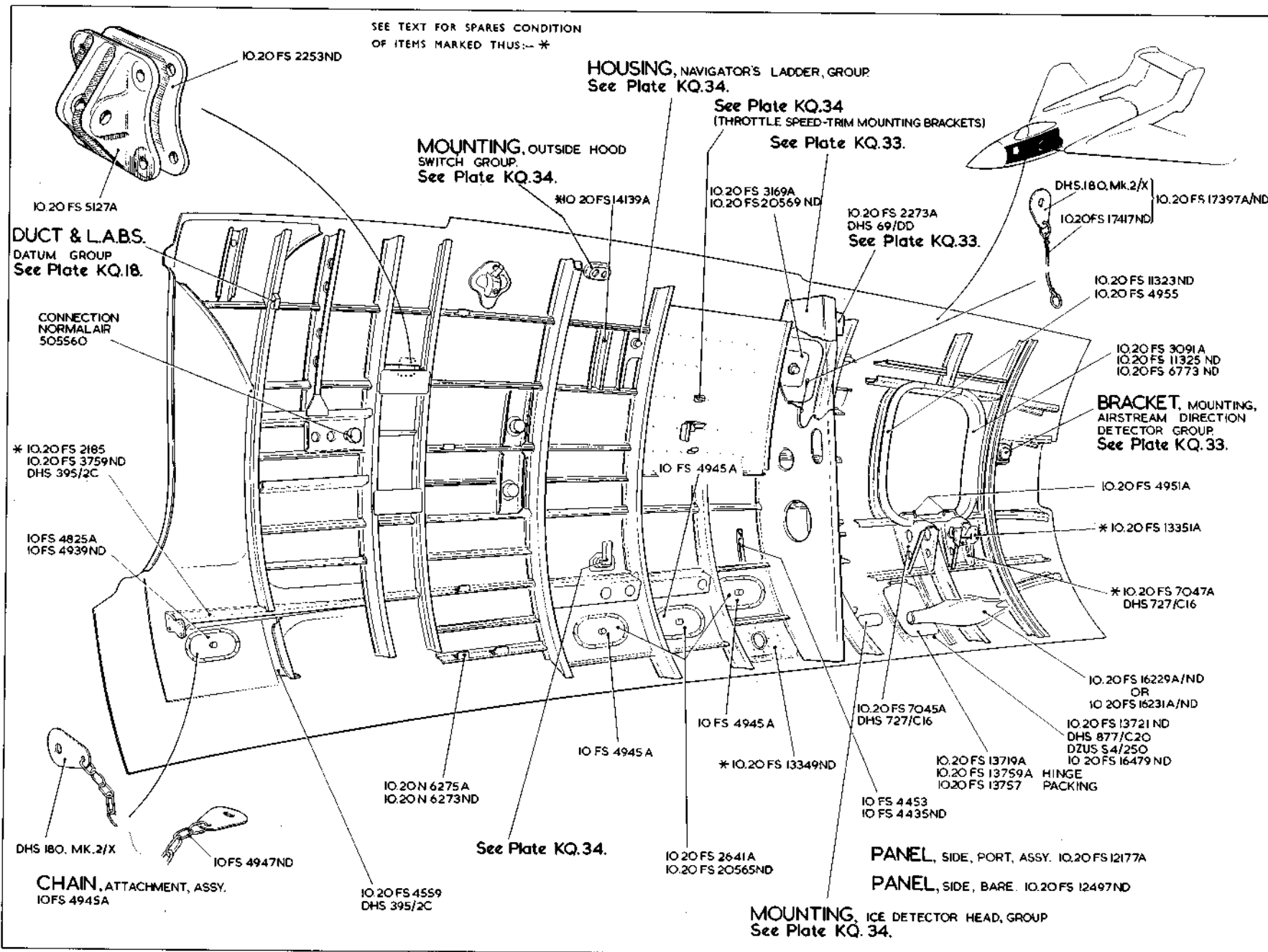
KQ.32

FUSELAGE

FUSELAGE STRUCTURE

RESTRICTED

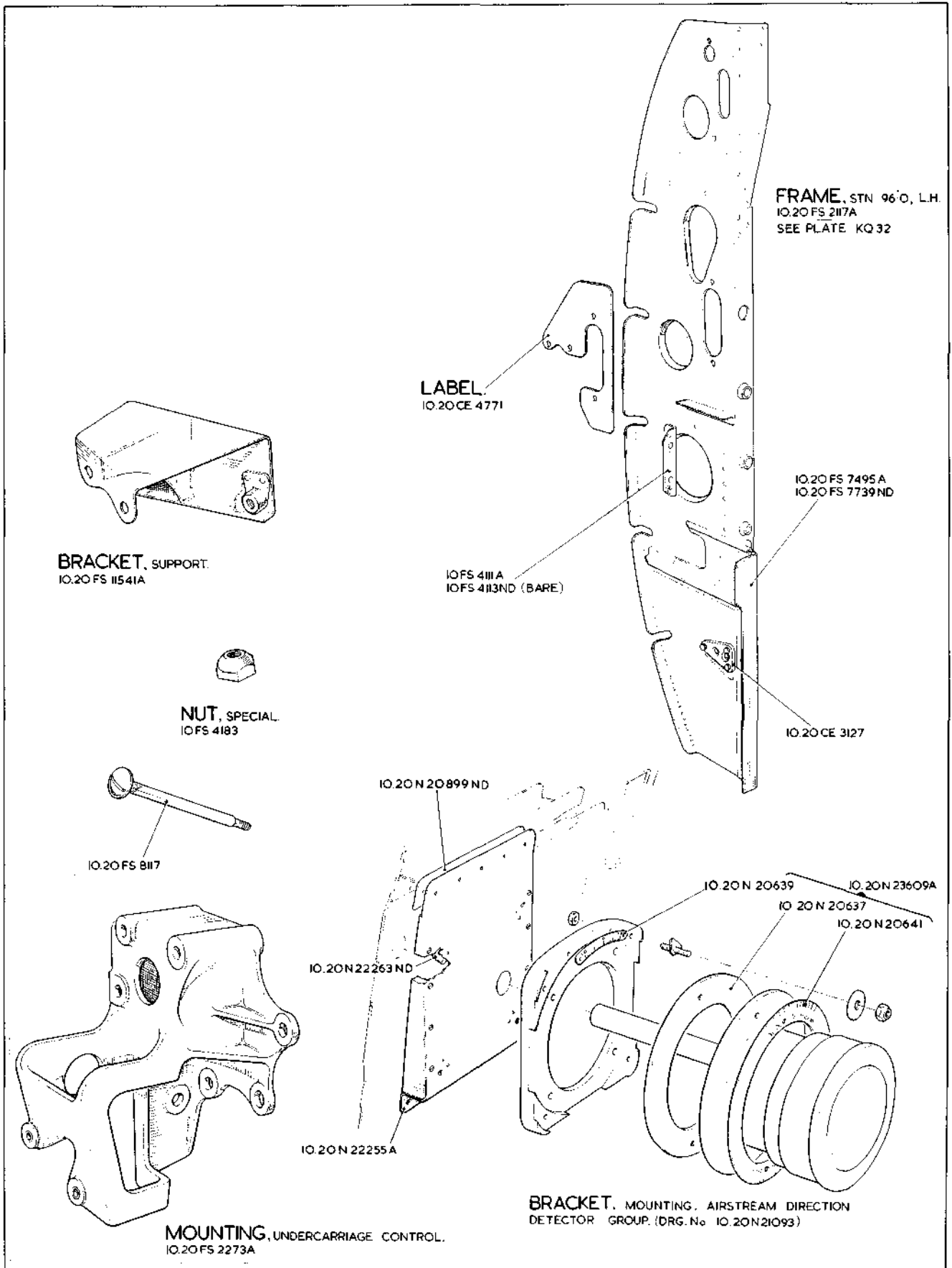
KQ.32
[Att. 66]



See Vixen Mk.1

RESTRICTED

Plate KQ32



KQ.33

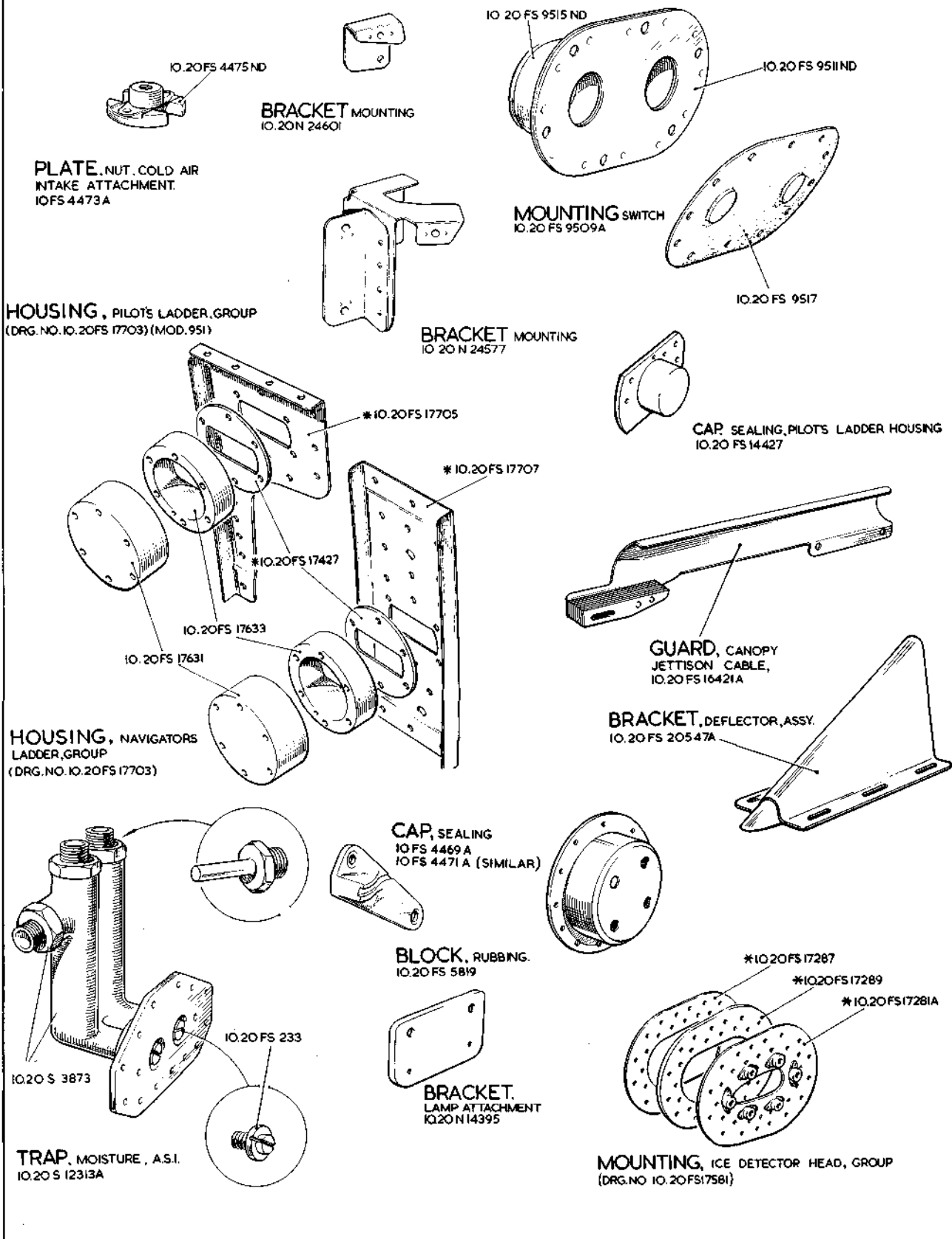
FUSELAGE

KQ.33

[AL.57]

FUSELAGE STRUCTURE

SEE TEXT FOR SPARES CONDITION
OF ITEMS MARKED THUS:- *



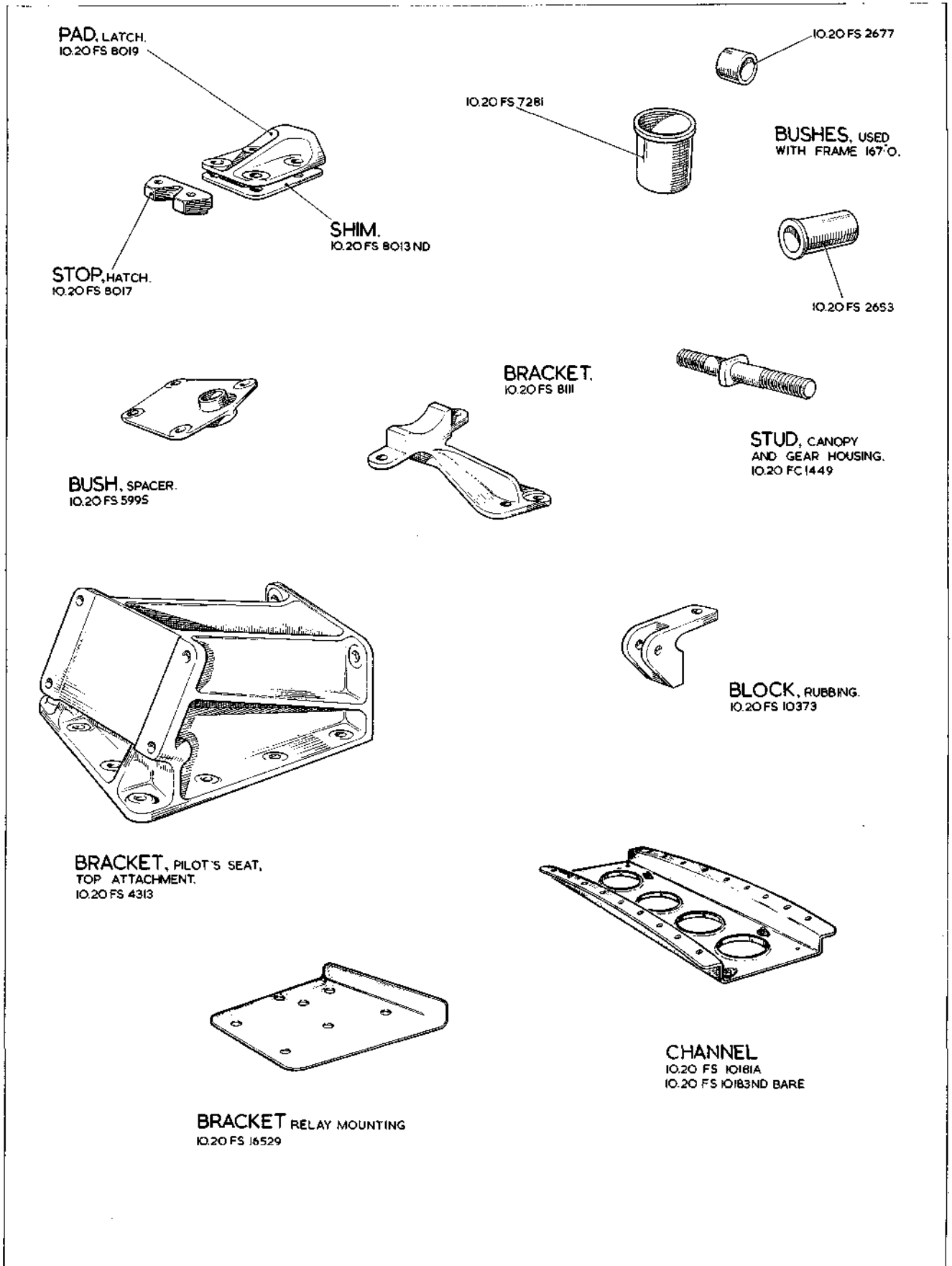
KQ.34

FUSELAGE

KQ.34

[A.L. 66]

FUSELAGE STRUCTURE



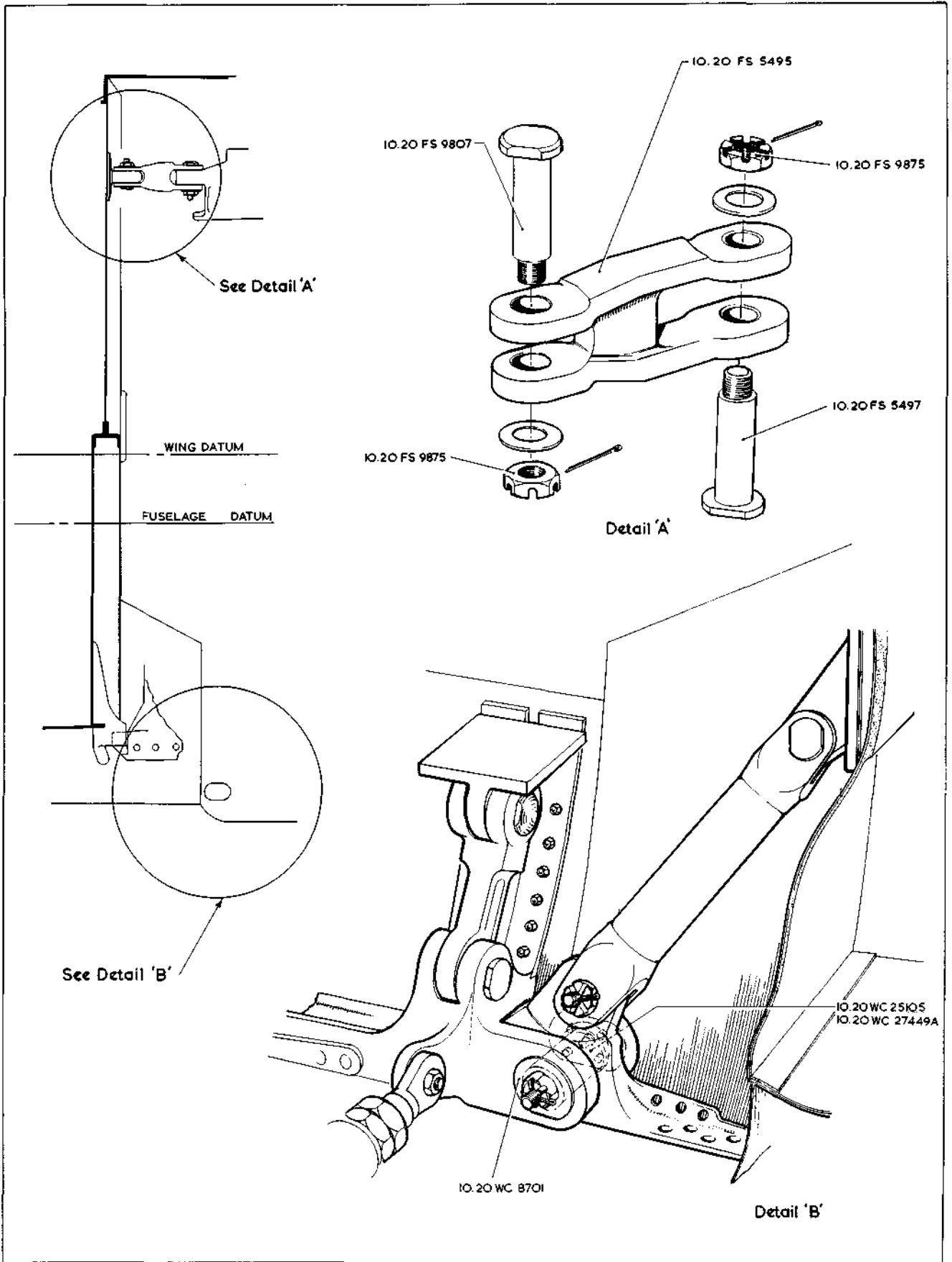
KQ.38

FUSELAGE

KQ.38

[A.L.44]

FUSELAGE STRUCTURE



KQ.41

**FUSELAGE
FUSELAGE STRUCTURE**

KQ.41
[A.L.45]

This file was downloaded
from the RTFM Library.

Link: www.scottbouch.com/rtfm

Please see site for usage terms,
and more aircraft documents.

