

MAIN PLANES
WING-FOLD MECHANISM

Ref. No.	Part No.	Description	No. off	Material Specification	Class of Store or L.M.	Place No.
	—	INSTALLATION OF WING-FOLD MECHANISM (Drg. Nos. 10-20 WC 15049/1, 10-20 WC 5001 and 10-20 WC 5003)	2	—	—	LK1 LK4
	10-20 WC 25387A	BRACKET , mounting, for micro-switch at forward lower latch pins, Port, assembly	1	—	—	LK1
	10-20 WC 25388A	BRACKET , mounting, for micro-switch at forward lower latch pins, Starboard, assembly	1	—	—	LK1
1421	10 U 787	Spares for :— BOLT , micro-switch striker	1	—	C	LK1
		Attachments for 10 U 787, Bolt :—				
28M/1006473	A27/CT	Nut, 2 BA	1	—	C	
17609	10-20 WC 40921	BRACKET (Mod. 1213)	1	—	C	LK1
9153	10-20 WC 25269	LEVER , striker, Port	1	—	C	LK1
9154	10-20 WC 25270	LEVER , striker, Starboard	1	—	C	LK1
		Attachments for 10-20 WC 25269 or 10-20 WC 25270, Lever :—				
28D/1011245	A25/10E	Bolt, 1/2" BSF	1	—	C	
28M/1011467	A27/ES	Nut, 1/2" BSF	1	—	C	
28P/1007741	SP.9/C8	Pin, split	1	—	C	
2136	10-20 WC 5685	Tube, distance	1	—	C	LK1
28W/9419405	SP.15/E	Washer	1	—	C	
17323	10-20 WC 40723ND	Washer, zinc, ".005-.008 thick (Mod. 1134) ...	1	—	C	LK1
	AS.2806/4/075	TUBE , distance, striker lever stop, 1/2" o/d x 22 SWG x 0".75 long	1	T.35 or T.45	LM	LK1
		Attachments for AS.2806/4/075, Tube :—				
28D/9140645	A25/10C	Bolt, 2 BA	1	—	C	
28M/1006473	A27/CT	Nut, 2 BA	1	—	C	
17321	10-20 WC 40713ND	Washer, zinc, ".005-.008 thick (Mod. 1134) ...	2	—	C	LK1
		Attachments for 10-20 WC 25387A or 10-20 WC 25388A, Bracket :—				
28D/1010030	A25/7C	Bolt, 2 BA	3	—	C	
28M/10328	AGS.2002/C/1	Nut, 2 BA	3	—	C	
28W/9419475	SP.15/C	Washer	3	—	C	
17321	10-20 WC 40713ND	Washer, zinc, ".005-.008 thick (Mod. 1134) ...	6	—	C	LK1
	10-20 WC 10827A	BRACKET , mounting, for micro-switch at rear latch pins, Port, assembly	1	—	—	LK3
	10-20 WC 10828A	BRACKET , mounting, for micro-switch at rear latch pins, Starboard, assembly	1	—	—	LK3
		Spares for :—				
10550	10-20 WC 24457	BOLT , 2 BA, micro-switch striker	2	—	C	LK3
		Attachments for 10-20 WC 24457, Bolt :—				
28M/1006473	A27/CT	Nut, 2 BA	1	—	C	
17607	10-20 WC 40919	BRACKET , Port (Mod. 1213)	1	—	C	LK3
17608	10-20 WC 40920	BRACKET , Starboard (Mod. 1213)	1	—	C	LK3
2139	10-20 WC 10831	LEVER , striker, Port	1	—	C	LK3
2140	10-20 WC 10832	LEVER , striker, Starboard	1	—	C	LK3
		Attachments for 10-20 WC 10831 or 10-20 WC 10832, Lever :—				
28D/1013176	AS.1242/10E	Bolt, 1/2" BSF	1	—	C	
28M/1011467	A27/ES	Nut, 1/2" BSF	1	—	C	
28P/1007741	SP.9/C8	Pin, split	1	—	C	
2136	10-20 WC 5685	Tube, distance	1	—	C	LK3
28W/9419405	SP.15/E	Washer	1	—	C	

MAIN PLANES
WING-FOLD MECHANISM

Ref. No.	Part No.	Description	No. of	Material Specification	Class of Store or LM	Store No.
	AS.2806/4/055	TUBE , distance, striker lever stop, 1" o/d x 22 SWG x 0"-55 long Attachments for AS.2806/4/055, Tube :—	1	T.35 or T.45	LM	LK3
28D/1010030	A25/7C	Bolt, 2 BA	1	—	C	
28M/1006473	A27/CT	Nut, 2 BA	1	—	C	
17321	10-20 WC 40713ND	Washer, zinc, ".005-".008 thick (Mod. 1134) Attachments for 10-20 WC 10827A or 10-20 WC 10828A, Bracket :—	2	—	C	LK3
28D/1010030	A25/7C	Bolt, 2 BA	3	—	C	
28M/10328	AGS.2002/C/1	Nut, 2 BA	3	—	C	
28W/9419475	SP.15/C	Washer	3	—	C	
10551	DHS.777/C/2	Washer	4	—	C	LK3
17321	10-20 WC 40713ND	Washer, zinc, ".005-".008 thick (Mod. 1134)	6	—	C	LK3
	10-20 WC 5131A	FRAME , mounting (complete with latch pin mechanism), front and centre latches, Port, assembly	1	—	—	LK1 LK2
	10-20 WC 5132A	FRAME , mounting (complete with latch pin mechanism), front and centre latches, Starboard, assembly Spares for :—	1	—	—	LK1 LK2
2157	10-20 WC 5599	BOLT , stop, on mounting frame, also on mounting lever Attachments for 10-20 WC 5599, Bolt :—	2	—	C	LK2
28M/13935	A58/ES	Nut, 1/2" BSF	1	—	C	
28P/1007741	SP.9/C8	Pin, split	1	—	C	
28W/9418921	SP.13/E	Washer	1	—	C	
28W/9418920	SP.10/E	Washer, mounting, lever bolt	QR	—	C	
17323	10-20 WC 40723ND	Washer, zinc, ".005-".008 thick, on mounting frame (Mod. 1134)	2	—	C	LK2
2043	DHS.826/C/90	BOLT , striker, micro-switch on lock stop mounting lever Attachments for DHS.826/C/90, Bolt :—	2	—	C	LK2
28M/1006473	A27/CT	Nut, 2 BA	1	—	C	
17321	10-20 WC 40713ND	Washer, zinc, ".005-".008 thick (Mod. 1134)	1	—	C	
2150	10-20 WC 5467	CAP , end, rear shaft Attachments for 10-20 WC 5467, Cap :—	2	—	C	LK2
28D/12890	A25/43E	Bolt, 1/2" BSF	1	—	C	
28M/1011467	A27/ES	Nut, 1/2" BSF	1	—	C	
28P/1007741	SP.9/C8	Pin, split	1	—	C	
28W/9418921	SP.13/E	Washer	1	—	C	
	10-20 WC 5133A	FRAME , mounting (less mechanism), Port, assembly (For spares use 10-20 WC 40875A/ND)	1	—	—	LK2
17593	10-20 WC 40875A/ND	FRAME , mounting (less mechanism), Port, assembly (Spares condition) (Mod. 1134)	1	—	P	
	10-20 WC 5134A	FRAME , mounting (less mechanism), Starboard, assembly (For spares use 10-20 WC 40876A/ND)	1	—	—	LK2
17594	10-20 WC 40876A/ND	FRAME , mounting (less mechanism), Starboard, assembly (Spares condition) (Mod. 1134)	1	—	P	

**MAIN PLANES
WING-FOLD MECHANISM**

Ref. No.	Part No.	Description	No. off	Material Specification	Class of Store or L.M	Plate No.
10552	10-20 WC 25089	Spares for :— ADAPTER , lubrication, forward latch pin bushes	1	—	C	LK2
1424	14-2 U 99A	BEARING , needle roller	2	—	C	LK2
	10-20 WC 25091	BRACKET , micro-switch mounting, 18 SWG	1	L.72	LM	LK2
3038	10-20 WC 17451	BUSH , latch pin, aft } (See Repair ...	2	—	C	LK2
3037	10-20 WC 17449	BUSH , latch pin, forward } section PA ...	2	—	C	LK2
3049	DHS.419/1/J".35	BUSH , plain } ...	8	—	C	LK2
3050	DHS.419/1/E".55	BUSH , plain } (See Repair section PA) ...	1	—	C	LK2
3051	DHS.419/1/E".75	BUSH , plain } ...	1	—	C	LK2
9796	10-20 WC 25603	BUSH , plain (Supplied loose with spares assemblies)	6	—	C	LK2
3039	10-20 WC 5141	BUSH (See Repair section PA) ...	2	—	C	LK2
28N/9156370	SP.21	NIPPLE , lubrication ...	2	—	C	
	10-20 WC 5597	PIN , stop, latch operating lever ...	2	S.96	—	LK2
	10-20 WC 24857	PLATE , stop, latch pin bushes, 16 SWG ...	2	S.511	LM	LK2
28S/9435716	A33/B12	Attachments for 10-20 WC 24857, Plate :— Screw, 4 BA ...	1	—	C	
2143	10-20 WC 10487	SPIGOT ...	1	—	C	LK2
28M/12931	A27/ET	Attachments for 10-20 WC 10487, Spigot :— Nut, 1/8" BSF ...	1	—	C	
28W/9418920	SP.10/E	Washer ...	1	—	C	
17323	10-20 WC 40723ND	Washer, zinc, ".005-.008 thick (Mod. 1134) ...	2	—	C	LK2
	—	HYDRAULIC COMPONENTS (See sub-section QT)	—	—	—	
2152	10-20 WC 9421A	LEVER , cam locking, assembly ...	1	—	P	LK2
1455	TORRINGTON B168	Spares for :— BEARING , needle roller ...	2	—	C	LK2
3044	10-20 WC 5405	BUSH , flanged } (See Repair ...	2	—	C	LK2
3043	10-20 WC 5403	BUSH , threaded } section PA)	1	—	C	LK2
28S/9140929	A33/C12	Attachment for 10-20 WC 5403, Bush :— Screw, 2 BA ...	1	—	C	
2153	10-20 WC 5459	Attachment for 10-20 WC 9421A, Lever :— Bolt ...	1	—	C	LK2
28M/13415	A27/PS	Nut, 1/8" BSF ...	1	—	C	
28P/9429653	SP.9/G12	Pin, split ...	1	—	C	
2154	10-20 WC 5461	Tube, bearing ...	1	—	C	LK2
28W/9419429	SP.13/U	Washer ...	2	—	C	
2260	DHS.775/P/3	Washer ...	1	—	C	LK2
17325	10-20 WC 40717ND	Washer, zinc, ".005-.008 thick (Mod. 1134) ...	1	—	C	LK2
2160	10-20 WC 5593	LEVER , manual lock ...	1	—	C	LK2
28D/1213564	A60/22G	Attachments for 10-20 WC 5593, Lever :— Bolt, 5/16" BSF ...	1	—	C	
28M/14537	A58/GS	Nut, 3/16" BSF ...	1	—	C	
28P/1007741	SP.9/C8	Pin, split ...	1	—	C	
28W/9419403	SP.13/G	Washer ...	1	—	C	

**MAIN PLANES
WING-FOLD MECHANISM**

Ref. No.	Part No.	Description	No. off	Material Specification	Class of Store or L,M	Plate No.
17630	10-20 WC 40925A	LEVER , manual lock cable attachments, Port, assembly (Mod. 1213) Spares for:—	1	—	P	LK2
5631	DHS.419/2/C"-20	BUSH } (See Repair section PA) BUSH }	2	—	C	LK2
3046	DHS.419/1/E"-20		2	—	C	LK2
2163	10-20 WC 10485	Attachments for 10-20 WC 40925A, Lever:—				
28M/14537	A58/GS	Eyebolt, $\frac{3}{16}$ " BSF	1	—	C	LK2
28P/1007741	SP.9/C8	Nut, $\frac{3}{16}$ " BSF	1	—	C	
28W/9419403	SP.13/G	Pin, split	1	—	C	
17322	10-20 WC 40719ND	Washer	1	—	C	
		Washer, zinc, ".005-.008 thick (Mod. 1134)	2	—	C	LK2
	10-20 WC 6175A/1	LEVER , manual lock cable attachments, Starboard, assembly (For spares use 10-20 WC 40927A/ND)	1	—	—	LK2
17606	10-20 WC 40927A/ND	LEVER , manual lock cable attachments, Starboard, assembly (Mod. 1213) (Spares condition) Spares for:—	1	—	P	
5631	DHS.419/2/C"-20	BUSH } (See Repair section PA) BUSH }	2	—	C	LK2
3046	DHS.419/1/E"-20		2	—	C	LK2
2163	10-20 WC 10485	Attachments for 10-20 WC 6175A/1, Lever:—				
28M/14537	A58/GS	Eyebolt, $\frac{3}{16}$ " BSF	1	—	C	LK2
28P/1007741	SP.9/C8	Nut, $\frac{3}{16}$ " BSF	1	—	C	
28W/9419403	SP.13/G	Pin, split	1	—	C	
17322	10-20 WC 40719ND	Washer	1	—	C	
17615	10-20 WC 40923	Washer, zinc, ".005-.008 thick (Mod. 1134)	2	—	C	LK2
		LEVER , mounting, lock stop and micro-switch striker bolts, Port (Mod. 1213)	1	—	C	LK2
17616	10-20 WC 40924	LEVER , mounting, lock stop and micro-switch striker bolts, Starboard (Mod. 1213) Attachments for 10-20 WC 40923 or 10-20 WC 40924, Lever:—	1	—	C	LK2
28D/1213564	A60/22G	Bolt, $\frac{3}{16}$ " BSF	1	—	C	
28M/14537	A58/GS	Nut, $\frac{3}{16}$ " BSF	1	—	C	
28P/1007741	SP.9/C8	Pin, split	1	—	C	
28W/9419403	SP.13/G	Washer	1	—	C	
17322	10-20 WC 40719ND	Washer, zinc, ".005-.008 thick (Mod. 1134)	2	—	P	LK2
17592	10-20 WC 40877A	LEVER , operating front latch pins, assembly (Mod. 1134) Spares for:—	1	—	P	LK2
2A/9500423	SKEFKO TTS.14 $\frac{1}{2}$	BEARING , ballrace	2	—	C	LK2
2120	10-20 WC 9727	BEARING , latch pin alignment	2	—	C	LK1
3041	10-20 WC 5165	BUSH , flanged, spring strut pick-up (See Repair section PA)	2	—	C	LK2
2159	10-20 WC 5169	HOUSING , half, latch pin alignment bearing	4	—	C	LK1
2122	10-20 WC 5171	NUT , ring housing retaining	2	—	C	LK1
2123	10-20 WC 5173	PLATE , locking, housing retaining nut, 20 SWG Attachments for 10-20 WC 5173, Plate:—	2	—	C	LK1
2124	10-20 WC 5389	Bolt, stop, $\frac{1}{4}$ " BSF	1	—	C	LK1
28M/7002430	AGS.2002/E/1	Nut, $\frac{1}{4}$ " BSF	1	—	C	
28W/9418920	SP.10/E	Washer	QR	—	C	
17323	10-20 WC 40723ND	Washer, zinc, ".005-.008 thick (Mod. 1134)	1	—	C	LK3

**MAIN PLANES
WING-FOLD MECHANISM**

Ref. No.	Part No.	Description	No. off	Material Specification	Class of Store or L.M	Plate No.
17591	10-20 WC 40879A	LEVER , operating rear latch pins, assembly ... (Mod. 1134) Spares for :—	1	—	P	LK2
2120	10-20 WC 9727	BEARING , latch pin alignment ...	2	—	C	LK2
2146	10 WC 5001A	BEARING , needle roller ...	2	—	C	LK2
3040	10-20 WC 5163	BUSH , flanged, at front and rear connecting rod pick-up points (See Repair section PA)	4	—	C	LK2
3041	10-20 WC 5165	BUSH , flanged, at jack pick-up (See Repair section PA)	2	—	C	LK2
3042	10-20 WC 5161	BUSH , manual shaft orifice ...	2	—	C	LK2
28D/1007975	AS.1242/1C	Attachments for 10-20 WC 5161, Bush :— Bolt, 2 BA ...	1	—	C	
2121	10-20 WC 9695	HOUSING , half, latch pin alignment bearing	4	—	C	LK2
2122	10-20 WC 5171	NUT , ring housing retaining, 20 SWG ...	2	—	C	LK2
2123	10-20 WC 5173	PLATE , locking, housing retaining nut, 20 SWG Attachments for 10-20 WC 5173, Plate (per pair) :—	2	—	C	LK2
2147	10-20 WC 9697	Bolt, stop, 1/2" BSF ...	1	—	C	LK2
28M/7002430	AGS.2002/E/1	Nut, 1/2" BSF ...	1	—	C	
28W/9418920	SP.10/E	Washer ...	QR	—	C	
17323	10-20 WC 40723ND	Washer, zinc, ".005-.008 thick (Mod. 1134)	1	—	C	LK3
17614	10-20 WC 40911A	LEVER , upper latch pin, assembly (Mod. 1213) Spares for :—	1	—	P	LK2
2A/9500423	SKEFKO TTS.14 1/2	BEARING , ballrace ...	2	—	C	LK2
2120	10-20 WC 9727	BEARING , latch pin ...	2	—	C	LK2
3040	10-20 WC 5163	BUSH , flanged, connection rod pick-up ... (See Repair section PA)	2	—	C	LK2
3045	10-20 WC 9711	BUSH , flanged, roller attachment ... (See Repair section PA)	2	—	C	LK2
3041	10-20 WC 5165	BUSH , flanged, spring strut attachment ... (See Repair section PA)	2	—	C	LK2
2159	10-20 WC 5169	HOUSING , half, latch pin alignment bearing	2	—	C	LK2
2122	10-20 WC 5171	NUT , ring, housing retaining ...	1	—	C	LK2
2123	10-20 WC 5173	PLATE , locking, housing retaining nut, 20 SWG Attachments for 10-20 WC 5173, Plate :—	1	—	C	LK2
28D/19512	AS.4563/8E	Bolt, 1/2" BSF ...	1	—	C	
28M/10320	AGS.2002/E/3	Nut, 1/2" BSF ...	1	—	C	
28W/9418921	SP.13/E	Washer ...	QR	—	C	
20697	10-20 WC 41999A	PLUG , front latch shaft, assembly (Mod. 1559) ...	1	—	C	LK2
20698	10-20 WC 42003	PLUG , front latch shaft (Mod. 1559) ...	1	—	C	LK2
2151	10-20 WC 9717A	ROD , connecting, assembly ...	1	—	P	LK2
	10-20 WC 9719A	Spares for :— EYE-END , plain, assembly ...	1	—	—	LK2
2219	TORRINGTON B.1412	Spares for :— BEARING , needle roller ...	1	—	C	LK2
26DL/7079	DHS.94/8/135	Attachments for 10-20 WC 9719A, Eye-end :— Pin, ground steel ...	4	—	C	LK2
	10-20 WC 5293A	EYE-END , threaded, assembly ...	1	—	—	LK2
2219	TORRINGTON B.1412	Spares for :— BEARING , needle roller ...	1	—	C	LK2
2104	10-20 WC 5489	Attachments for 10-20 WC 5293A, Eye-end :— Locknut ...	1	—	C	LK2

**MAIN PLANES
WING-FOLD MECHANISM**

Ref. No.	Part No.	Description	No. off						Material Specification	Class of Store or L.M	Plate No.
			1	2	3	4	5	6			
	10-20 WC 5483	PLUG-END						1	L.65	—	LK2
26DL/7079	DHS.94/8/135	Attachments for 10-20 WC 5483, Plug-end :— Pin, ground steel, 1/4" dia.						4	—	C	LK2
	10-20 WC 5485	SLEEVE , adapter						1	S.96	—	LK2
	10-20 WC 5487	Attachments for 10-20 WC 5485, Sleeve :— Nut, special						1	—	C	LK2
28D/1213612	A60/20N	Attachments for 10-20 WC 9717A, Rod :—						2	—	C	
28M/14555	A58/NS	Bolt, 1/2" BSF						2	—	C	
28P/19228	SP.90/C8	Nut, 1/2" BSF						2	—	C	
2144	10-20 WC 5277	Pin, split (SP.9/C10)						2	—	C	LK2
28W/9419468	SP.13/N	Track, bearing						2	—	C	
17326	10-20 WC 40721ND	Washer						2	—	C	
		Washer, zinc, ".005-.008 thick (Mod. 1134)						4	—	C	LK2
2167	10-20 WC 5601	ROLLER , manual lock lever						1	—	C	LK2
		Attachments for 10-20 WC 5601, Roller :—									
28D/1213573	A60/11J	Bolt, 3/8" BSF						1	—	C	
28M/14833	A58/JS	Nut, 3/8" BSF						1	—	C	
28P/9527619	SP.90/C7	Pin, split (SP.9/C8)						1	—	C	
2168	10-20 WC 5595	Tube, distance						1	—	C	LK2
28W/9419466	SP.13/J	Washer						1	—	C	
		ROLLER , upper latch door						1	—	C	LK2
		Attachments for 10-20 WC 9715, Roller :—									
28D/1213612	A60/20N	Bolt, 1/2" BSF						1	—	C	
28M/14555	A58/NS	Nut, 1/2" BSF						1	—	C	
28P/19228	SP.90/C8	Pin, split (SP.9/C10)						1	—	C	
2170	10-20 WC 9713	Tube, distance						1	—	C	LK2
28W/9419468	SP.13/N	Washer						1	—	C	
17326	10-20 WC 40721ND	Washer, zinc, ".005-.008 thick (Mod. 1134)						2	—	C	LK2
20694	10-20 WC 42051	SHAFT , hollow, front latch operating levers (Mod. 1559)						1	—	C	LK2
2148	10-20 WC 5465	SHAFT , hollow, rear latch operating latch						1	—	C	LK2
20696	10-20 WC 42057	SLEEVE , distance, on front shaft between front latch lever and mounting frame (Mod. 1559)						1	—	C	LK2
2166	10-20 WC 10489	SPRING , manual lock lever						1	—	C	LK2
		Attachments for 10-20 WC 10489, Spring :—									
28M/1011467	A27/ES	Nut, 3/8" BSF						1	—	C	
28P/863	SP.4Y/D5	Pin, shackle						1	—	C	
28P/9527619	SP.90/C7	Pin, split (SP.9/C8)						2	—	C	
	AS.2808/6/018	Tube, distance, 3/8" o/d x 17 SWG x 0"-18 long						1	T.35	LM	LK2
28W/9418921	SP.13/E	Washer						1	—	C	
28W/9419405	SP.15/E	Washer						1	—	C	
17323	10-20 WC 40723ND	Washer, zinc, ".005-.008 thick (Mod. 1134)						1	—	C	LK2
4193	10-20 WC 9723A	STRUT , spring, assembly						1	—	P	LK2
4198	10-20 WC 5263A	EYE-END , assembly						1	—	P	LK2
		Spares for :—									
2219	TORRINGTON B.1412	BEARING , needle roller						1	—	C	LK2
		Attachments for 10-20 WC 5263A, Eye-end :—									
28M/13641	A27/LT	Nut, 3/8" BSF (Lock to DHS.514/D)						1	—	C	

**MAIN PLANES
WING-FOLD MECHANISM**

Ref. No.	Part No.	Description	No. off	Material Specification	Class of Store or L.M.	Plate No.
4194	10-20 WC 5273A	HOUSING , eye-end, assembly	1	—	P	LK2
		Spares for :—				
2219	TORRINGTON B.1412	BEARING , needle roller	1	—	C	LK2
4196	10-20 WC 9725	NUT	1	—	C	LK2
4195	10-20 WC 5269	PLUNGER	1	—	C	LK2
4197	10-20 WC 5267	SPRING , 14 SWG	1	—	C	LK2
		Attachments for 10-20 WC 9723A, Strut :—				
28D/1213613	A60/18N	Bolt, $\frac{1}{2}$ " BSF	2	—	C	
28M/14555	A58/NS	Nut, $\frac{1}{2}$ " BSF	2	—	C	
28P/19228	SP.90/C8	Pin, split (SP.9/C10)	2	—	C	
2144	10-20 WC 5277	Track, bearing	2	—	C	LK2
28W/9419468	SP.13/N	Washer	2	—	C	
17326	10-20 WC 40721ND	Washer, zinc, ".005-.008 thick (Mod. 1134) ...	4	—	C	LK2
2149	10-20 WC 5463	TUBE , bearing track, rear shaft	1	—	C	LK2
11282	10-20 WC 26495	WASHER , on front shaft	2	—	C	LK2
2174	10-20 WC 5603	WASHER , on front shaft	2	—	C	LK2
20695	10-20 WC 42055	WASHER , on front shaft, between front latch lever and mounting frame (Mod. 1559) ...	2	—	C	LK2
		Attachments for 10-20 WC 5131A or 10-20 WC 5132A, Frame :—				
		At aft position :—				
28D/19186	A59/1G	Bolt, $\frac{5}{16}$ " BSF	1	—	C	
5066	10-20 WC 21695	Bolt, $\frac{5}{16}$ " BSF	1	—	C	LK1
5068	10-20 WC 21701	Bolt, shouldered, $\frac{5}{16}$ " BSF	2	—	C	LK1
5067	10-20 WC 21697	Bolt, head, tapped $\frac{1}{2}$ " BSF, shank threaded, $\frac{5}{16}$ " BSF ...	1	—	C	LK1
28M/1006939	A27/GP	Nut, $\frac{5}{16}$ " BSF	3	—	C	
28M/1011470	A27/GT	Nut, $\frac{5}{16}$ " BSF	2	—	C	
17322	10-20 WC 40719ND	Washer, zinc, ".005-.008 thick (Mod. 1134) ...	6	—	C	LK1
17327	10-20 WC 40745ND	Washer, zinc, ".005-.008 thick (Mod. 1134) ...	2	—	C	LK1
		At forward position :—				
13790	DHS.481/29G	Bolt, $\frac{5}{16}$ " BSF	2	—	C	LK1
5066	10-20 WC 21695	Bolt, $\frac{5}{16}$ " BSF	1	—	C	LK1
5068	10-20 WC 21701	Bolt, shouldered, $\frac{5}{16}$ " BSF	2	—	C	LK1
28M/1006939	A27/GP	Nut, $\frac{5}{16}$ " BSF	5	—	C	
17322	10-20 WC 40719ND	Washer, zinc, ".005-.008 thick (Mod. 1134) ...	4	—	C	LK1
17327	10-20 WC 40745ND	Washer, zinc, ".005-.008 thick (Mod. 1134) ...	2	—	C	LK1
17596	10-20 WC 40881A	LEVER , rear latch pin, Port, assembly (Mod. 1134) ...	1	—	P	LK3
17597	10-20 WC 40882A	LEVER , rear latch pin, Starboard, assembly (Mod. 1134) ...	1	—	P	LK3
		Spares for :—				
2120	10-20 WC 9727	BEARING , latch pin alignment	2	—	C	LK3
16595	10-20 WC 31561A	BEARING , needle roller	2	—	C	LK3
3036	10-20 WC 5683	BUSH (See Repair section PA)	2	—	C	LK3
2121	10-20 WC 9695	HOUSING (half), latch pin alignment bearing ...	4	—	C	LK3
2122	10-20 WC 5171	NUT , ring, housing retaining	2	—	C	LK3
2123	10-20 WC 5173	PLATE , locking, housing retaining nut, 20 SWG ...	2	—	C	LK3
		Attachments for 10-20 WC 5173, Plate :—				
2124	10-20 WC 5389	Bolt, stop, $\frac{1}{2}$ " BSF	1	—	C	LK3
28M/7002430	AGS.2002/E/1	Nut, $\frac{1}{2}$ " BSF	1	—	C	
28W/9418920	SP.10/E	Washer	QR	—	C	
17323	10-20 WC 40723ND	Washer, zinc, ".005-.008 thick (Mod. 1134) ...	1	—	C	LK3

**MAIN PLANES
WING-FOLD MECHANISM**

Ref. No.	Part No.	Description	No. off						Material Specification	Class of Store or L.M	Plate No.
			1	2	3	4	5	6			
2125	10-20 WC 5687	ROLLER						1	—	C	LK3
		Attachments for 10-20 WC 5687, Roller :—									
2126	10-20 WC 9801	Bolt, 1/4" BSF						1	—	C	LK3
2127	10-20 WC 9799	Bush						1	—	C	LK3
28M/13935	A58/ES	Nut, 1/4" BSF						1	—	C	
28P/9527619	SP.90/C7	Pin, split (SP.9/C8)						1	—	C	
28W/9419405	SP.15/E	Washer						1	—	C	
17323	10-20 WC 40723ND	Washer, zinc, .005"-.008 thick (Mod. 1134)						2	—	C	LK3
		Attachments for 10-20 WC 40881A or 10-20 WC 40882A, Lever :—									
5623	A25/53N/DHS.514/D	Bolt, 1/2" BSF (Alternative S21/A25/53N)						1	—	C	LK3
2128	10-20 WC 5921	Tube, bearing						1	—	C	LK3
28W/9419468	SP.13/N	Washer						1	—	C	
2107	10-20 WC 5491A	LEVER , rocker connecting rod attachment, assembly						1	—	P	LK3
		Spares for :—									
2108	10-20 WC 5501	BUSH (See Repair section PA)						4	—	C	LK3
2109	10-20 WC 5495	TRACK , bearing						1	—	C	LK3
		Attachments for 10-20 WC 5495, Track :—									
2110	10-20 WC 5497	Bolt						1	—	C	LK3
2111	10-20 WC 5499	Nut						1	—	C	LK3
		Attachments for 10-20 WC 5491A, Lever :—									
28M/1011467	A27/ES	Nut, 1/4" BSF						1	—	C	
28P/9527619	SP.90/C7	Pin, split (SP.9/C8)						1	—	C	
2217	DHS.775/E/2	Washer						1	—	C	LK3
	10-20 WC 31487A	LINK , inboard, wing-fold, assembly (Mod. 996)						2	—	—	LK4
		(For Spares use 10-20 WC 4727A/ND)									
16950	10-20 WC 40727A/ND	LINK , inboard, wing-fold, assembly (Spares condition—supplied as a matched pair of 10-20 WC/31487A)						1	—	P	
		Spares for :—									
16484	10-20 WC 31483	BUSH (See Repair section PA)						2	—	C	LK4
16483	10-20 WC 31463	TAB , locking						4	—	C	LK4
		Attachments for 10-20 WC 31463, Tab :—									
28S/9419438	A33/B10	Screw, 4 BA						1	—	C	
16655	10-20 WC 40195A	LINK , lower, wing-fold, assembly (Mod. 1109, Pre Mod. 1103)						1	—	P	LK4
17026	10-20 WC 40275A	LINK , lower, wing-fold, assembly (Mod. 1103)						1	—	P	LK4
		Spares for :—									
11798	10-20 WC 22147	BUSH						2	—	C	LK4
16488	10-20 WC 31515	BUSH (Mod. 996)						2	—	C	LK4
16490	10-20 WC 31553A	LINK , outboard, wing-fold, assembly (Mod. 996)						1	—	P	LK4
		Spares for :—									
16491	10-20 WC 31521	BUSH , 2"-.376 i/d (See Repair section PA)						1	—	C	LK4
		Attachments for 10-20 WC 31521, Bush :—									
16493	10-20 WC 31517	Bolt, 1/4" BSF						2	—	C	LK4
28M/1007403	A27/ET	Nut, 1/4" BSF						2	—	C	
28W/9419405	SP.15/E	Washer						2	—	C	
16492	10-20 WC 31529	BUSH , 1"-.875 i/d (See Repair section PA)						1	—	C	LK4
		Attachments for 10-20 WC 31529, Bush :—									
16494	10-20 WC 31519	Bolt, 1/4" BSF						2	—	C	LK4
28M/1007403	A27/ET	Nut, 1/4" BSF						2	—	C	
28W/9419405	SP.15/E	Washer						2	—	C	

**MAIN PLANES
WING-FOLD MECHANISM**

Ref. No.	Part No.	Description	No. off	Material Specification	Class of Store or L.M	Plate No.
19199	10-20 WC 41475A	LINK , upper, wing-fold, assembly (Mod. 1367) ...	1	—	P	LK
		Spares for :—				
11813	10-20 WC 22165	BUSH , 2" 0 i/d	2	—	C	LK4
16488	10-20 WC 31515	BUSH , 1" .985 i/d	2	—	C	LK4
19200	10-20 WC 41449	TAB , locking ...	2	—	C	LK4
7495	10-20 WC 22927A	PIN , latch, centre lever, front, and forward lever, rear, assembly	2	—	P	LK1
	10-20 WC 22917	PIN ...	1	S.98	—	LK1
	10-20 WC 9729	ROD , connecting ...	1	S.80	—	LK1
28S/9485633	A37/B6	SCREW , 4 BA, sleeve retaining ...	1	—	C	
	10-20 WC 5575	SLEEVE ...	1	DTD.197	—	LK1
7494	10-20 WC 22929A	PIN , latch, centre lever, rear, assembly	1	—	P	LK1
	10-20 WC 22917	PIN ...	1	S.98	—	LK1
	10-20 WC 22505	ROD , connecting ...	1	S.80	—	LK1
28S/9485633	A37/B6	SCREW , 4 BA, sleeve retaining ...	1	—	C	
	10-20 WC 5575	SLEEVE ...	1	DTD.197	—	LK1
7493	10-20 WC 22925A	PIN , latch, forward lower lever, front, assembly	1	—	P	LK1
	10-20 WC 22917	PIN ...	1	S.98	—	LK1
	10-20 WC 9731	ROD , connecting ...	1	S.80	—	LK1
28S/9485633	A37/B6	SCREW , 4 BA, sleeve retaining ...	1	—	C	
	10-20 WC 5575	SLEEVE ...	1	DTD.197	—	LK1
7496	10-20 WC 22931A	PIN , latch, rear lever, front, assembly	1	—	P	LK3
	10-20 WC 22919	PIN ...	1	S.98	—	LK3
	10-20 WC 9729	ROD , connecting ...	1	S.80	—	LK3
28S/9485633	A37/B6	SCREW , 4 BA, sleeve retaining ...	1	—	C	
	10-20 WC 5575	SLEEVE ...	1	DTD.197	—	LK3
7497	10-20 WC 22933A	PIN , latch, rear lever, rear, assembly	1	—	P	LK3
	10-20 WC 22921	PIN ...	1	S.98	—	LK3
	10-20 WC 22505	ROD , connecting ...	1	S.80	—	LK3
28S/9485633	A37/B6	SCREW , 4 BA, sleeve retaining ...	1	—	C	
	10-20 WC 5575	SLEEVE ...	1	DTD.197	—	LK3
7492	10-20 WC 22923A	PIN , latch, upper, assembly	1	—	P	LK1
	10-20 WC 22915	PIN ...	1	S.98	—	LK1
	10-20 WC 9731	ROD , connecting ...	1	S.80	—	LK1
28S/9485633	A37/B6	SCREW , 4 BA, sleeve retaining ...	1	—	C	
	10-20 WC 5575	SLEEVE ...	1	DTD.197	—	LK1
		Attachments for 10-20 WC 22927A, 10-20 WC 22929A, 10-20 WC 22925A, 10-20 WC 22931A 10-20 WC 22933A or 10-20 WC 22923A, Pin :—				
2130	10-20 WC 9699	Nut, $\frac{1}{16}$ " BSF	1	—	C	LK1 LK3
28P/9527619	SP.90/C7	Pin, split (SP.9/C8)	1	—	C	
	—	PIVOT , inboard link, group	2	—	—	
11801	10-20 WC 5085	BOLT , special	1	—	C	LK4
11800	10-20 WC 5081	CAP , end	1	—	C	LK4
16476	10-20 WC 31513	CAP , end (Mod. 996)	1	—	C	LK4
28N/9156370	SP.21	NIPPLE , lubrication	1	—	C	
28M/1011001	A24/NS	NUT , $\frac{1}{16}$ " BSF	1	—	C	
11852	10-20 WC 26077	PIN , joint (Mod. 325)	1	—	C	LK4
28P/19234	SP.90/E8	PIN , split (SP.9/E10)	1	—	C	
	DOWTY OS.9	RING , "O," sealing	1	—	—	LK4
	DOWTY OS.24	RING , "O," sealing	1	—	—	LK4
15775	10-20 WC 30813A/ND	TUBE , distance, assembly	1	—	C	LK4
28W/9419458	SP.10/N	WASHER	1	—	C	
11802	10-20 WC 5087	WASHER , spacing	2	—	C	LK4

**MAIN PLANES
WING-FOLD MECHANISM**

Ref. No.	Part No.	Description	No. off						Material Specification	Class of Store or L.M	Plate No.
			1	2	3	4	5	6			
19231	10-20 WC 5055	PIVOT , lower link, group	1						—	—	
		BAR , locking, 14 SWG	1					L.72	C	LK4	
		Attachments for 10-20 WC 5055, Bar :—									
28S/1200053	A33/C16	Screw , 2 BA	1					—	C		
14979	10-20 WC 29689A	BOLT , special, assembly (Mod. 602)	1					—	C	LK4	
		Spares for :—									
28N/9156370	SP.21	NIPPLE , lubrication	1					—	C		
11805	10-20 WC 5053	NUT , slotted	1					—	C	LK4	
16477	10-20 WC 31481	PLATE , locking bolts at front hinge post (Mod. 996)	1					—	C	LK4	
		Attachments for 10-20 WC 31481, Plate :—									
28D/1011245	A25/10E	Bolt , 1/4" BSF	2					—	C		
28M/10290	AGS.2001/E/1	Nut , 1/4" BSF	2					—	C		
16479	10-20 WC 31527ND	Tube , distance	2					—	C	LK4	
28W/9419405	SP.15/E	Washer	2					—	C		
	10-20 WC 30169	PLATE , shim, 16 SWG (Fit only if distance between rib posts exceeds ".015 above distance tube 10-20 WC 31475A)	1					S.510	LM	LK4	
16480	10-20 WC 31475A	TUBE , distance, assembly (Mod. 996)	1					—	C	LK4	
		Spares for :—									
16481	10-20 WC 31449	BUSH	2					—	C	LK4	
11804	10-20 WC 5051	WASHER , special, chamfered	1					—	C	LK4	
		PIVOT , upper link, group	1					—	—		
19231	10-20 WC 5055	BAR , locking, 14 SWG	1					L.72	C	LK4	
		Attachments for 10-20 WC 5055, Bar :—									
28S/1200053	A33/C16	Screw , 2 BA	1					—	C		
14980	10-20 WC 29691A	BOLT , special, assembly (Mod. 602)	1					—	C	LK4	
		Spares for :—									
28N/9156370	SP.21	NIPPLE , lubrication	1					—	C		
11815	10-20 WC 24669A	BRACKET , wing-fold fairing top aft, Port, assembly	1					—	C	LK4	
11816	10-20 WC 24670A	BRACKET , wing-fold fairing top aft, Starboard, assembly	1					—	C	LK4	
16495	10-20 WC 31545A	BRACKET , wing-fold fairing, top forward, Port assembly (Mod. 996)	1					—	C	LK4	
16496	10-20 WC 31546A	BRACKET , wing-fold fairing, top forward, Starboard, assembly (Mod. 996)	1					—	C	LK4	
11819	10-20 WC 5073	NUT , slotted	1					—	C	LK4	
16477	10-20 WC 31481	PLATE , locking bolt at front hinge post (Mod. 996)	1					—	C	LK4	
		Attachments for 10-20 WC 31481, Plate :—									
28D/1010132	A25/12E	Bolt , 1/4" BSF	2					—	C		
28M/10290	AGS.2001/E/1	Nut , 1/4" BSF	2					—	C		
16478	10-20 WC 31525ND	Tube , distance	2					—	C	LK4	
28W/9419405	SP.15/E	Washer	2					—	C		
	10-20 WC 30167	PLATE , shim, 16 SWG (Fit only if distance between rib posts exceeds ".015 above distance tube 10-20 WC 31473A)	1					S.510	LM	LK4	
15932	10-20 WC 30523A	STRAP , attachment, wing-fold hinge door, assembly	1					—	C	LK4	
		Attachments for 10-20 WC 30523A, Strap :—									
	10-20 WC 27163ND	Block , packing, 1"-6 x 0"-5 x 0"-15	1					LFS.23	LM	LK4	
28D/9133011	A25/2C	Bolt , 2 BA	2					—	C		
28M/5808573	A27/CS	Nut , 2 BA	2					—	C		
28P/9527619	SP90/C7	Pin , split (SP.9/C8)	2					—	C		

MAIN PLANES
WING-FOLD MECHANISM

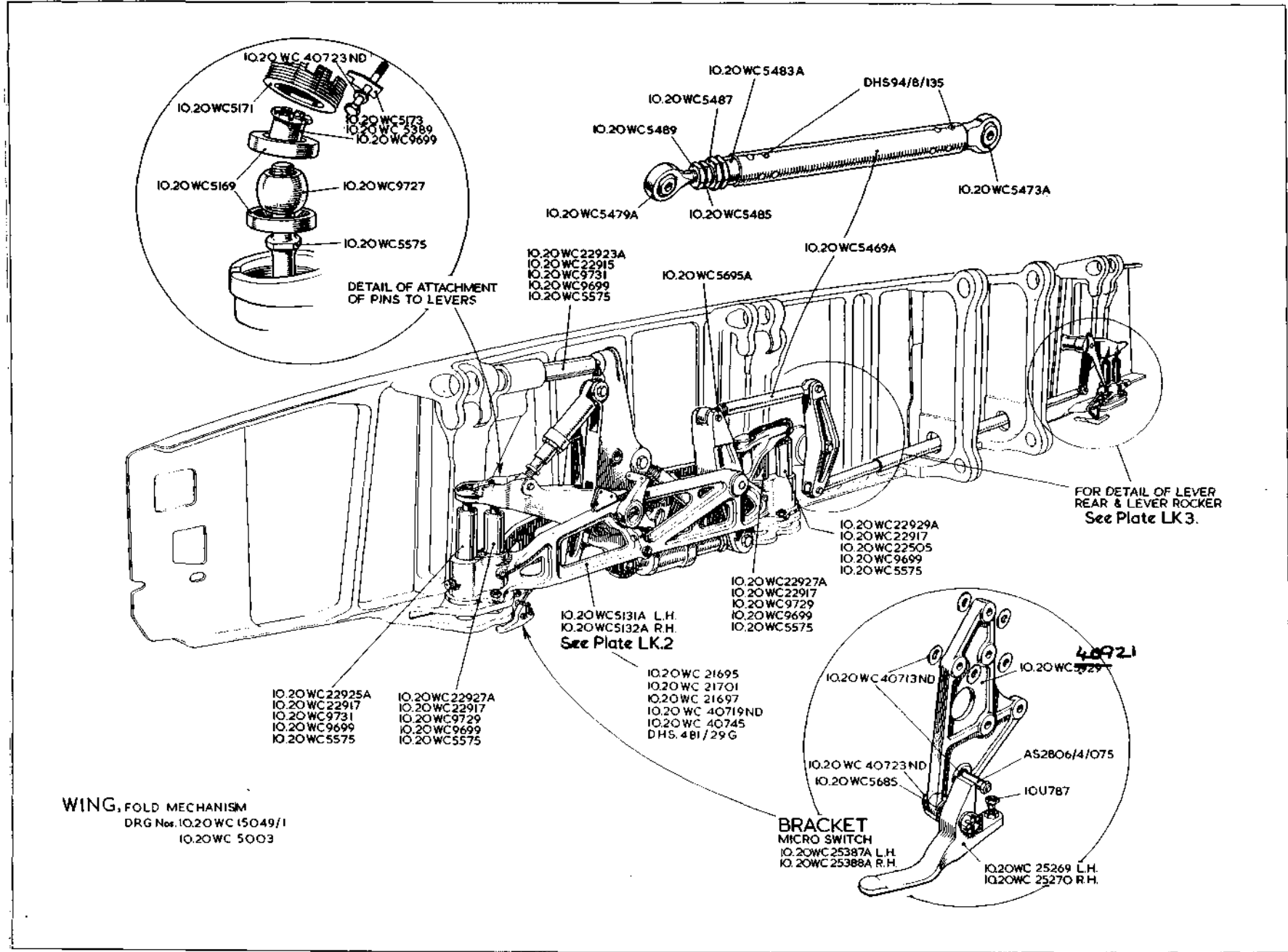
Ref. No.	Part No.	Description	No. off	Material Specification	Class of Store or L.M	Place No.
16485	10-20 WC 31473A	TUBE , distance, assembly (Mod. 966)	1	—	C	LK4
		Spares for :—				
16486	10-20 WC 31447	BUSH	2	—	C	LK4
11820	10-20 WC 5071	WASHER , special, chamfered	1	—	C	LK4
2102	10-20 WC 5469A	ROD , connecting, between centre latch lever and rocker lever, assembly	1	—	P	LK1
		Spares for :—				
	10-20 WC 5485	ADAPTER , eye-end	1	S.96	—	LK1
		Attachments for 10-20 WC 5485, Adapter :—				
2103	10-20 WC 5487	Locknut	1	—	C	LK1
	10-20 WC 5479A	EYE-END , adjustable	1	—	—	LK1
		Attachments for 10-20 WC 5479A, Eye-end :—				
2104	10-20 WC 5489	Nut	1	—	C	LK1
	10-20 WC 5473A	EYE-END , fixed	1	—	—	LK1
	10-20 WC 5483A	PLUG-END	1	L.65	—	LK1
		Attachments for 10-20 WC 5473A, Eye-end or 10-20 WC 5483A, Plug-end :—				
26DL/7079	DHS.94/8/135	Pin, ground steel, $\frac{1}{8}$ " dia.	4	—	C	LK1
		Attachments for 10-20 WC 5469A, Rod :—				
2106	10-20 WC 5695A	Bolt, forward end, assembly	1	—	C	LK1
2105	10-20 WC 5693A	Bolt, rear end, assembly	1	—	C	LK3
		Spares for :—				
28N/9156370	SP.21	Nipple, lubricating	1	—	C	
28M/14555	A58/NS	Nut, $\frac{1}{8}$ " BSF	2	—	C	
28P/19234	SP.90/E8	Pin, split (SP.9/E10)	2	—	C	
28W/9419468	SP.13/N	Washer	2	—	C	
2112	10-20 WC 9323A	ROD , connecting, between rocker lever and rear latch pin lever, Port, assembly	1	—	P	LK3
2113	10-20 WC 9324A	ROD , connecting, between rocker lever and rear latch pin lever, Starboard, assembly	1	—	P	LK3
28D/1212328	A60/15E	BOLT , $\frac{1}{8}$ " BSF	3	—	C	
28M/7002430	AGS.2002/E/1	NUT , $\frac{1}{8}$ " BSF	3	—	C	
	10-20 WC 9329A/ND	ROD , connecting, front half, assembly	1	—	—	LK3
		Spares for :—				
2114	10-20 WC 5649A	EYE-END	1	—	C	LK3
		Attachments for 10-20 WC 5649A, Eye-end :—				
26FN/2850	DHS.94/8/145	Pin, ground steel, $\frac{1}{8}$ " dia.	3	—	C	LK3
	10-20 WC 9331A/ND	ROD , connecting, rear half, assembly	1	—	—	LK3
		Spares for :—				
2115	10-20 WC 5653A	EYE-END	1	—	C	LK3
		Attachments for 10-20 WC 5653A, Eye-end :—				
2218	DHS.94/8/160	Pin, ground steel, $\frac{1}{8}$ " dia.	3	—	C	LK3
28W/14248	AS.1903/E/11	WASHER , saddle	6	—	C	
		Attachments for 10-20 WC 9323A or 10-20 WC 9324A, Rod :—				
2105	10-20 WC 5693A	Bolt, forward end, assembly	1	—	C	LK3
2116	10-20 WC 5697A	Bolt, rear end, assembly	1	—	C	LK3
		Spares for :—				
28N/9156370	SP.21	Nipple, lubricating	1	—	C	
28M/14555	A58/NS	Nut, $\frac{1}{8}$ " BSF	2	—	C	
28P/19234	SP.90/E8	Pin, split (SP.9/E10)	2	—	C	
28W/9419468	SP.13/N	Washer	2	—	C	
17326	10-20 WC 40721ND	Washer, zinc, ".005-.008 thick (Mod. 1134)	2	—	C	LK3
28W/9419458	SP.10/N	WASHER , at rocker lever, for reducing end float	2	—	C	
28W/9419468	SP.13/N	WASHER , at rocker lever, for reducing end float	1	—	C	

LK.1

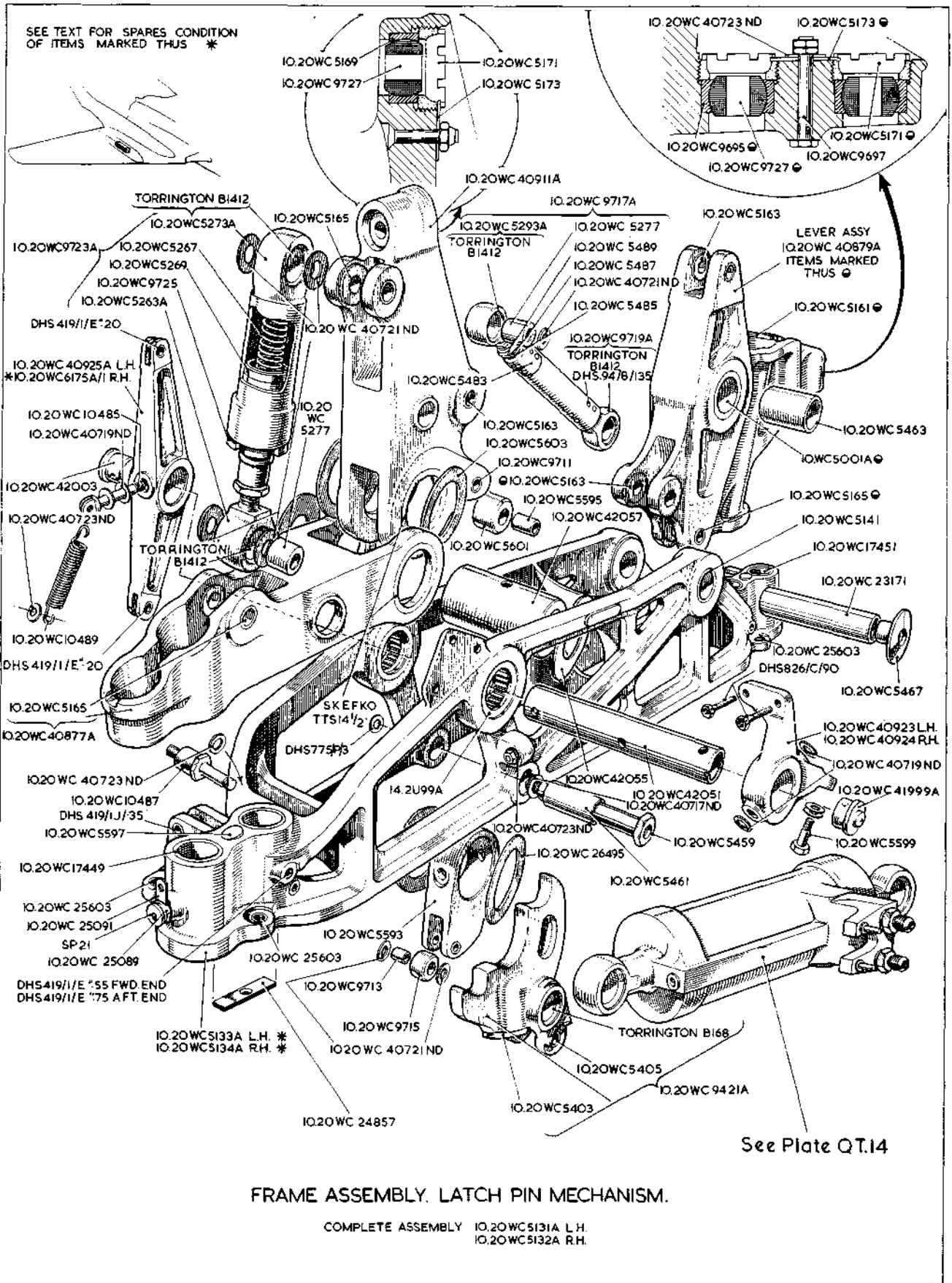
MAIN PLANES

WING-FOLD MECHANISM

RESTRICTED



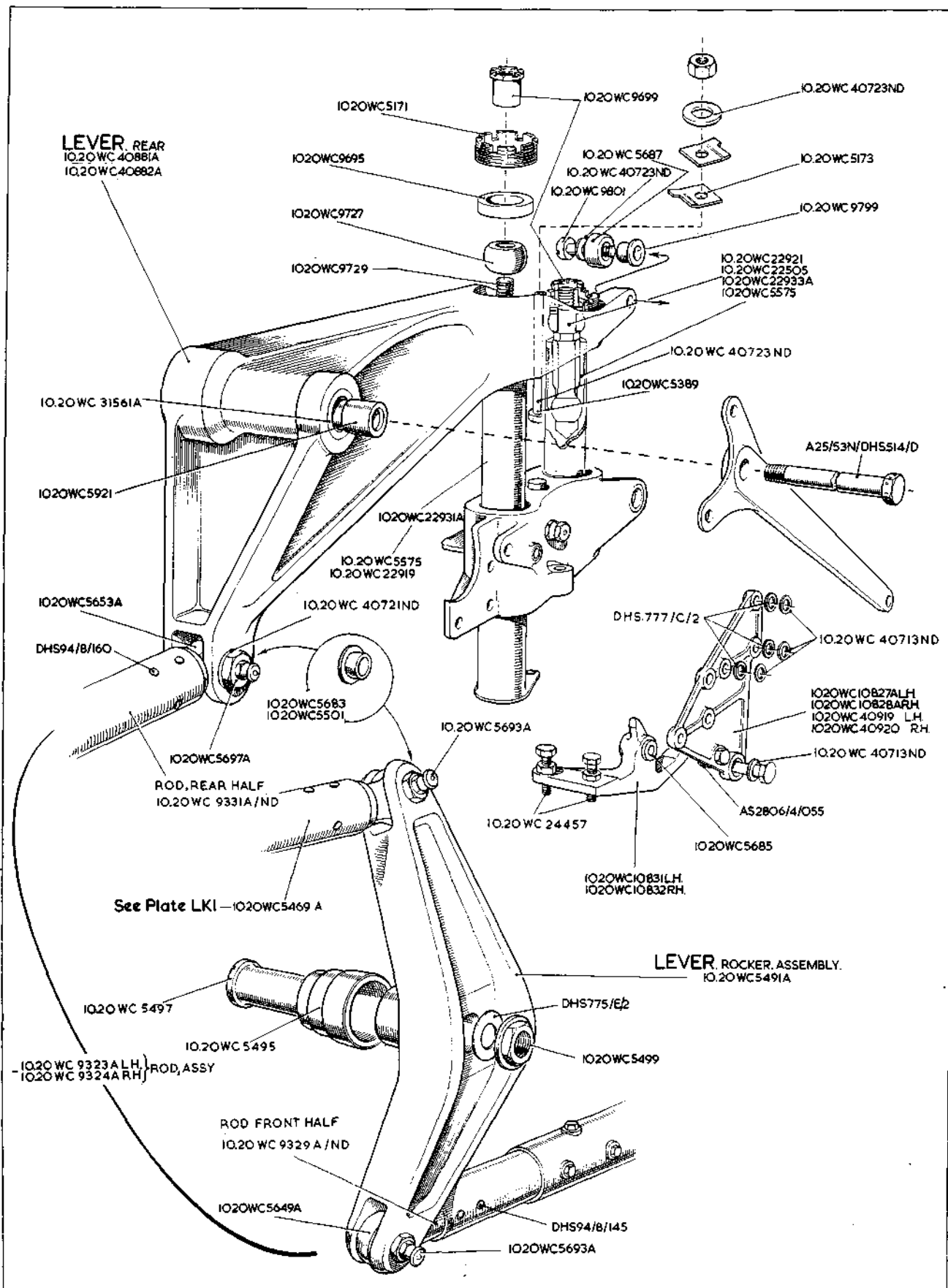
LK.1
[A.1.33]



LK.2

MAIN PLANE WING FOLD MECHANISM

LK.2
[AL.69]



L.K. 3

MAIN PLANES WING FOLD MECHANISM

L.K. 3

[AL.63]

This file was downloaded
from the RTFM Library.

Link: www.scottbouch.com/rtfm

Please see site for usage terms,
and more aircraft documents.

