

**POWER INSTALLATION
ENGINE INSTALLATION**

| Ref. No. | Part No. | Description | No. off | Material Specification | Class of Store or L.M | Place No. |
|----------|--------------------------|---|---------|------------------------|-----------------------|-----------|
| | | | | | | |
| | — | ENGINE INSTALLATION (Drg. No. 10-20 E 25) ... | 2 | — | — | |
| | | Spares for:— | | | | |
| | 5756 10-20 EM 287A | CLAMP , engine mounting, assembly ... | 4 | — | P | MA1 |
| | 5760 10-20 EM 77 | BOLT , trunnion ... | 1 | — | C | MA1 |
| | | Attachments for 10-20 EM 77, Bolt:— | | | | |
| | 5761 10-20 EM 79 | Circlip ... | 1 | — | C | MA1 |
| | 26DL/2253 6 EM 125 | LEVER ... | 1 | — | C | MA1 |
| | 26DL/2248 6 EM 119 | PAWL ... | 1 | — | C | MA1 |
| | 5762 10-20 EM 243 | PIN , clamp hinge ... | 1 | — | C | MA1 |
| | | Attachments for 10-20 EM 243, Pin:— | | | | |
| | 28N/1007951 AGS.2031/2 | Circlip ... | 1 | — | C | |
| | 26DL/2254 6 EM 135 | SCREW , grub, pawl retaining ... | 1 | — | C | MA1 |
| | 26DL/2255 6 EM 121 | SPRING , pawl ... | 1 | — | C | MA1 |
| | 5759 10-20 EM 73 | TRUNNION , bottom ... | 1 | — | C | MA1 |
| | 5757 10-20 EM 71 | TRUNNION , top ... | 1 | — | C | MA1 |
| | | Attachments for 10-20 EM 73 or 10-20 EM 71, Trunnion:— | | | | |
| | 5758 10-20 EM 75 | Circlip ... | 1 | — | C | MA1 |
| | — | DE-ICING SYSTEM in engine bay and 15th stage tapping connection (See sub-section MH) | — | — | — | |
| | — | DRAINS , engine, combined fuel, installation ... | 1 | — | — | MA3 |
| | | (Drg. No. 10-20 E 29) (Mod. 22) | | | | |
| | 13513 10-20 E 4507 | ADAPTER , cone, drain pipe, at spectacle beam ... | 2 | — | C | MA3 |
| | 13510 10-20 EC 8781 | BRACKET , support, drain pipe, frame 349"-9 ... | 1 | — | C | MA3 |
| | 13508 10-20 E 5173 | BUSH , half, pipe protector, frame 349"-9 ... | 1 | — | C | MA3 |
| | 13509 10-20 E 5175 | CLIP , support, drain pipe, frame 349"-9 ... | 1 | — | C | MA3 |
| | | Attachments for 10-20 E 5175, Clip:— | | | | |
| | 28D/9436770 A26/2C | Bolt, 2 BA ... | 1 | — | C | |
| | 28M/9436836 AGS.2001/C/2 | Nut, 2 BA ... | 1 | — | C | |
| | 28VV/9128924 SP.14/C | Washer ... | 1 | — | C | |
| | 28F/9439532 AGS.952/D | COLLAR , pipe joints, at tank ... | 2 | — | C | |
| | 28F/9428455 AGS.1186/D | GASKET , cone, adapter ... | 2 | — | C | |
| | 13512 10-20 E 1811 | GASKET , drain hose, exhaust unit ... | 1 | — | C | MA3 |
| | 15845 10-20 E 5671 | HOSE , drain, between frames 338"-10 and 349"-90 (Mod. 815) | 1 | — | C | MA3 |
| | 12484 10-20 E 5111 | HOSE , drain, combustion chamber, frame 319"-75 | 1 | — | C | MA3 |
| | | Attachments for 10-20 E 5111, Hose:— | | | | |
| | 28M/7002430 AGS.2002/E/1 | Nut, 3/4" BSF ... | 2 | — | C | |
| | 28VV/7000392 SP.14/E | Washer ... | 2 | — | C | |
| | 18800 10-20 E 5773 | HOSE , drain, engine compressor, stage six (Mod. 1203) | 1 | — | C | MA3 |
| | 5642 10-20 E 4105 | HOSE , drain, exhaust unit aft of frame 349"-90, Port | 1 | — | C | MA3 |
| | 17059 10-20 E 4106 | HOSE , drain, exhaust unit aft of frame 349"-90, Starboard | 1 | — | C | MA3 |
| | | Attachments for 10-20 E 4105 or 10-20 E 4106, Hose:— | | | | |
| | 28M/9403520 A27/CP | Nut, 2 BA ... | 2 | — | C | |
| | 28VV/9416644 SP.47.E | Washer ... | 2 | — | C | |

**POWER INSTALLATION
ENGINE INSTALLATION**

| Ref. No. | Part No. | Description | No. off | Material Specification | Class of Store or L.M. | Plate No. |
|-------------|------------------|--|---------|------------------------|------------------------|-----------|
| | | | | | | |
| 16927 | 10-20 E 2817 | HOSE , drain, fuel cooled oil cooler, Port ... | 1 | — | C | MA3 |
| 13504 | 10-20 E 2815 | HOSE , drain, fuel cooled oil cooler, Starboard ... | 1 | — | C | MA3 |
| 17060 | 10-20 E 1697A | OUTLET drain, combustion chamber frame, at stn. 338"10, assembly | 1 | — | C | MA3 |
| | | Attachments for 10-20 E 1697A, Outlet :— | | | | |
| 28M/9436836 | AGS.2001/C;2 | Nut, 2 BA | 2 | — | C | |
| | 10-20 EC 8801ND | Packing, 18 SWG | 1 | L.72 | LM | MA3 |
| 28S/9144879 | A37/C14 | Screw, 2 BA | 2 | — | C | |
| 28W/9128924 | SP.14/C | Washer | 2 | — | C | |
| 13514 | 10-20 E 4633A | OUTLET , drain, at tank, assembly | 1 | — | C | MA3 |
| | | Attachments for 10-20 E 4633A, Outlet :— | | | | |
| 28D/1007476 | AS.1242/4C | Bolt, 2 BA | 1 | — | C | |
| 13515 | 10-20 E 4627 | Clip | 1 | — | C | MA3 |
| 13517 | 10-20 E 4631 | Nut, clamp, 2 BA | 1 | — | C | MA3 |
| 13516 | 10-20 E 4629 | Plate, clamp, 0"60 x 0"60 x 0"08 thick... .. | 1 | — | C | MA3 |
| | 10-20 E 4659 | Spacer, 1/2" thick | 1 | LFS. 21, 23, 26 | LM | MA3 |
| 15844 | 10-20 E 5677A | PIPE , drain, frame 349"9 to spectacle beam, Port, (Mod. 815) | 1 | — | C | MA3 |
| 15843 | 10-20 E 5675A | PIPE , drain, frame 349"9 to spectacle beam, Starboard (Mod. 815) | 1 | — | C | MA3 |
| 13506 | 10-20 E 4695ND | PIPE , drain, from spectacle beam to joint at tank | 1 | — | C | MA3 |
| | 10-20 E 4511 | SLEEVE , pipe, joints at tank | 2 | S.110 | — | MA3 |
| | 10-20 E 4625A | TANK , combined fuel drain, assembly (For spares use 10-20 E 5639A/ND) | 1 | — | — | MA3 |
| 15148 | 10-20 E 5639A/ND | TANK , combined fuel drain, assembly (Spares condition) | 1 | — | C | |
| | | Attachments for 10-20 E 4625A Tank :— | | | | |
| 1653 | DHS.365/2E | Bolt, 1/2" BSF | 4 | — | C | MA3 |
| | — | DUCTS , rear bearing, cooling air, group (Mod. 688) (Special Order Only—Required for Mod. 466 A/C with engines not embodying Avon Mod. 1761) (Drg. No. 10-20 Z 22227-8) | 1 | — | — | MA4 |
| 12632 | 10-20 E 5369 | CLAMP , half, inboard duct to Rib "O," L.H. ... | 1 | — | C | MA4 |
| 12633 | 10-20 E 5371 | CLAMP , half, inboard duct to Rib. "O," R.H. ... | 1 | — | C | MA4 |
| | | Attachments for 10-20 E 5369 and 10-20 E 5371, Clamp (Per Pair) :— | | | | |
| 28M/9403520 | A27/CP | Nut, 2 BA | 4 | — | C | |
| 12634 | 10-20 E 5373 | Stud, 2 BA | 2 | — | C | |
| | 10-20 E 4681A | CLIP , half, inboard duct to clamp | 2 | — | LM | MA4 |
| | | Attachments for 10-20 E 4681A, Clip :— | | | | |
| 28M/9403520 | A27/CP | Nut, 2 BA | 2 | — | C | |
| 28W/9416643 | SP.47/C | Washer | 2 | — | C | |
| 28E/17169 | AS.486/23 | CLIP , saddle, inboard duct to panel outlet ... | 2 | — | C | |
| | | Attachments for AS.486/23, Clip :— | | | | |
| 28D/1011469 | A26/6C | Bolt, 2 BA | 1 | — | C | |
| 28M/10288 | AGS.2001/C.1 | Nut, 2 BA | 1 | — | C | |
| 28W/9419402 | SP.13/C | Washer | 1 | — | C | |

POWER INSTALLATION

ENGINE INSTALLATION

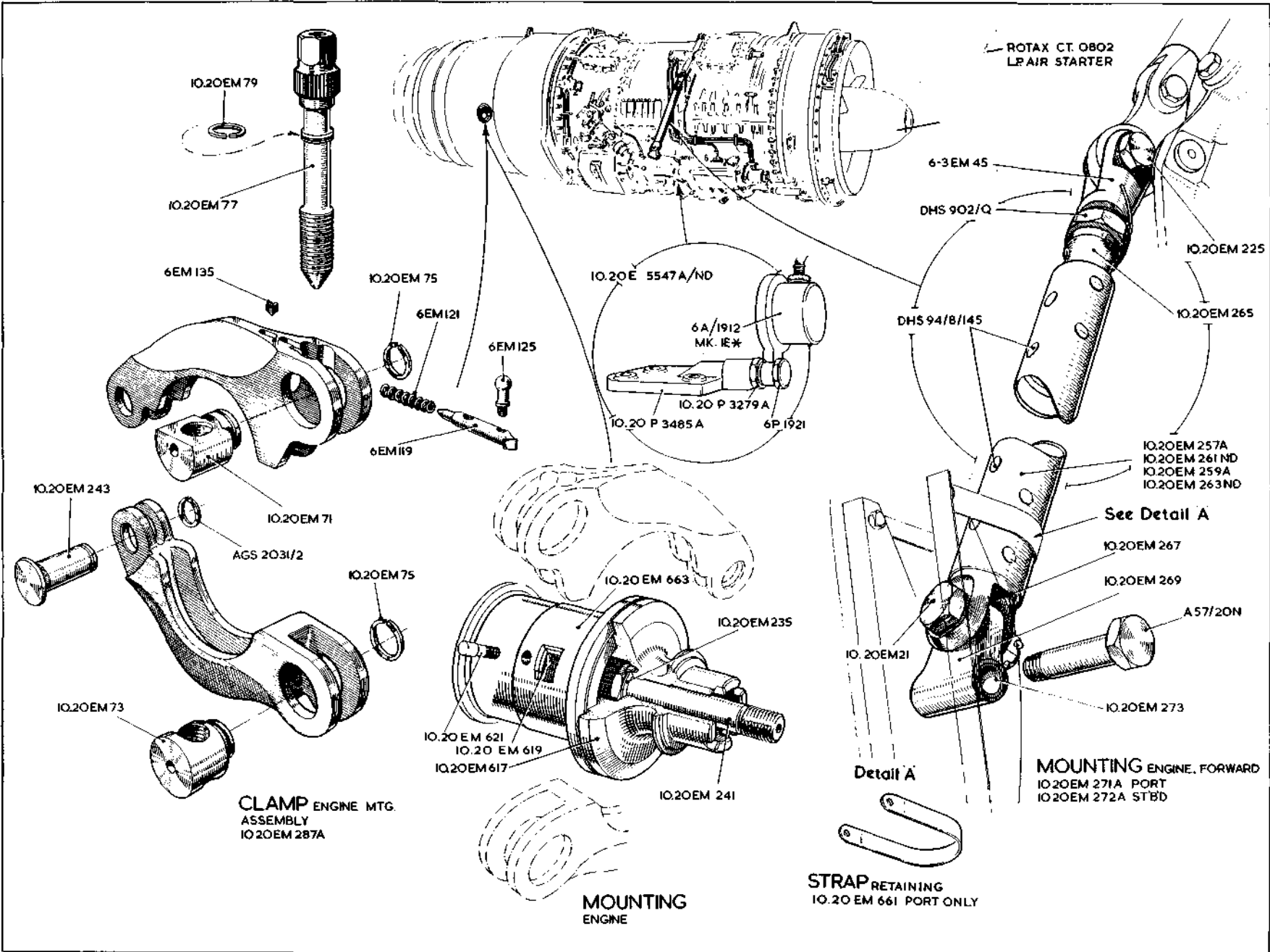
| Ref. No. | Part No. | Description | No. off | Material Specification | Class of Store or L.M | Plate No. |
|-------------|-------------------|--|---------|------------------------|-----------------------|-----------|
| | | | | | | |
| | 10-20 E 2637A | DUCT , panel outlet, inboard (For spares use 10-20 E 5567ND) | 2 | — | — | MA4 |
| 14299 | 10-20 E 5567ND | DUCT , panel outlet, inboard (Spares condition) Attachments for 10-20 E 2637A, Duct :— | 2 | — | C | MA4 |
| 28D/8337 | AS.1248/1B | Bolt, 4 BA | 12 | — | C | |
| 28M/10287 | AGS.2001/B/1 | Nut, 4 BA | 12 | — | C | |
| 28W/9419465 | SP.13/B | Washer | 12 | — | C | |
| 8072 | 10-20 E 2395A | DUCT , panel outlet, outboard Attachments for 10-20 E 2395A, Duct :— | 2 | — | C | MA4 |
| 28D/8337 | AS.1248/1B | Bolt, 4 BA | 12 | — | C | |
| 28M/10287 | AGS.2001/B/1 | Nut, 4 BA | 12 | — | C | |
| 28W/9419465 | SP.13/B | Washer | 12 | — | C | |
| 11454 | 10-20 E 4413A | DUCT , outlet, on engine unit | 2 | — | C | MA4 |
| 8070 | 10-20 E 2327A | DUCT , outlet, inboard, engine unit to panel outlet, Port | 1 | — | C | MA4 |
| 8071 | 10-20 E 2328A | DUCT , outlet, inboard, engine unit to panel outlet, Starboard | 1 | — | C | MA4 |
| | 10-20 E 2457ND | PLATE , reinforcing, inboard cooling outlet in panel, Port, 20 SWG | 1 | L.72 | LM | MA4 |
| | 10-20 E 2458ND | PLATE , reinforcing, inboard cooling outlet in panel, Starboard, 20 SWG | 1 | L.72 | LM | MA4 |
| | 10-20 E 2455ND | PLATE , reinforcing, outboard cooling outlet in panel, Port, 20 SWG | 1 | L.72 | LM | MA4 |
| | 10-20 E 2456ND | PLATE , reinforcing, outboard cooling outlet in panel, Starboard, 20 SWG | 1 | L.72 | LM | MA4 |
| | — | DUCT , ventilating, between firewalls, Port, group (Drg. No. 10-20 EC 5603) | 1 | — | — | |
| | — | DUCT , ventilating, between firewalls, Starboard, group (Drg. No. 10-20 EC 5605) | 1 | — | — | |
| 1151 | 10-20 EC 5551A | DUCT , ventilating, Port, assembly Spares for :— | 1 | — | P | MA2 |
| 5571 | 10-20 EC 8643A/ND | BELLOWS , assembly | 1 | — | C | MA2 |
| | 10-20 EC 5589 | BELLOWS | 1 | — | — | MA2 |
| | DHS.1010/20 | FLANGE , coupling | 1 | DHE.223 | — | MA2 |
| | 10-20 EC 5553A | ELBOW , assembly | 1 | — | — | MA2 |
| 5571 | 10-20 EC 8643A/ND | BELLOWS , assembly | 1 | — | C | MA2 |
| | 10-20 EC 5589 | BELLOWS ... | 1 | — | — | MA2 |
| | DHS.1010/20 | FLANGE , coupling | 1 | DHE.223 | — | MA2 |
| | 10-20 EC 5661A/ND | DUCT , assembly | 1 | — | — | MA2 |
| | 10-20 EC 8863ND | RING , jointing (For spares use 10-20 EC 9697ND) | 1 | — | — | MA2 |
| 14154 | 10-20 EC 9697ND | RING , jointing (Spares condition) | 1 | — | C | |
| 1137 | 10-20 EC 5607A | DUCT , ventilating, Starboard, assembly Spares for :— | 1 | — | P | MA2 |
| 5571 | 10-20 EC 8643A/ND | BELLOWS , assembly | 1 | — | C | MA2 |
| | 10-20 EC 5589 | BELLOWS | 1 | — | — | MA2 |
| | DHS.1010/20 | FLANGE , coupling | 1 | DHE.223 | — | MA2 |
| | 10-20 EC 9505A | ELBOW , assembly | 1 | — | — | MA2 |
| 5571 | 10-20 EC 8643A/ND | BELLOWS , assembly | 1 | — | C | MA2 |
| | 10-20 EC 5589 | BELLOWS ... | 1 | — | — | MA2 |
| | DHS.1010/20 | FLANGE , coupling | 1 | DHE.223 | — | MA2 |
| | 10-20 EC 9513A/ND | DUCT , assembly | 1 | — | — | MA2 |
| | 10-20 EC 8863ND | RING , jointing (For spares use 10-20 EC 9697ND) | 1 | — | — | MA2 |
| 14154 | 10-20 EC 9697ND | RiNG , jointing (Spares condition) | 1 | — | C | |

**POWER INSTALLATION
ENGINE INSTALLATION**

| Ref. No. | Part No. | Description | No. off | | | | | | Material Specification | Class of Store or L.M. | Plate No. |
|--------------|-----------------------------------|--|---------|---|---|---|---|---|------------------------|------------------------|-----------|
| | | | 1 | 2 | 3 | 4 | 5 | 6 | | | |
| | | Attachments for 10-20 EC 5551A or 10-20 EC 5607A, Duct :— | | | | | | | | | |
| 18232 | KING AIRCRAFT C.4370/SB Mk. 2 | Clamp | | | | | | 2 | — | C | MA2 |
| 28F/18777 | AS.5411 | Ring, sealing | | | | | | 2 | — | C | MA2 |
| 15919 | 10-20 EC 5447A | DUCT , ventilating, between stations 304"-98 and 376"-50, at cop rear inboard engine cowling, Port, assembly | | | | | | 1 | — | P | MA2 |
| 15920 | 10-20 EC 5448A | DUCT , ventilating, between stations 304"-98 and 376"-50, at top rear inboard engine cowling, Starboard, assembly | | | | | | 1 | — | P | MA2 |
| 6728 | 10-20 EC 8715A/ND | Spares for :— BELLOWS , assembly | | | | | | 2 | — | C | MA2 |
| | | Attachments for 10-20 EC 5447A or 10-20 EC 5448A, Duct :— | | | | | | | | | |
| | KING AIRCRAFT C.4370/2½B Mk. 2 | Clamp | | | | | | 4 | — | — | MA2 |
| 28F/18866 | AS.5405 | Ring, sealing | | | | | | 4 | — | C | MA2 |
| | — | EXTINGUISHER , fire (See sub-section MK) ... | | | | | | — | — | — | |
| | — | GEARBOX , accessory (See sub-section MC) ... | | | | | | — | — | — | |
| | 10-20 EM 271A | MOUNTING , forward, engine, Port, assembly ... | | | | | | 1 | — | — | MA1 |
| | 10-20 EM 272A | MOUNTING , forward, engine, Starboard, assembly Spares for :— | | | | | | 1 | — | — | MA1 |
| | 10-20 EM 661 | STRAP , retaining, at rib No. 1, 20 SWG ... | | | | | | 1 | L.72 | LM | MA1 |
| | | Attachments for 10-20 EM 661, Strap :— | | | | | | | | | |
| 28D/9436920 | A25/1C | Bolt, 2 BA | | | | | | 2 | — | C | |
| 28M/10288 | AGS.2001/C/1 | Nut, 2 BA | | | | | | 2 | — | C | |
| 5763 | 10-20 EM 257A | STRUT , inner, assembly | | | | | | 1 | — | P | MA1 |
| 5764 | 10-20 EM 259A | STRUT , outer, assembly | | | | | | 1 | — | P | MA1 |
| | 10-20 EM 267 | FORK-END , lower | | | | | | 1 | S.96 | — | MA1 |
| | | Attachments for 10-20 EM 267, Fork-end :— | | | | | | | | | |
| 26FN/2850 | DHS.94/8/145 | Pin, ground steel, ¼" dia. | | | | | | 4 | — | C | MA1 |
| 5834 | 6-3 EM 45 | FORK-END , upper | | | | | | 1 | — | C | MA1 |
| 5983 | DHS.902/Q | NUT , locking, upper fork-end | | | | | | 1 | — | C | MA1 |
| | 10-20 EM 265 | PLUG-END | | | | | | 1 | S.96 | — | MA1 |
| | | Attachments for 10-20 EM 265, Plug-end :— | | | | | | | | | |
| 26FN/2850 | DHS.94/8/145 | Pin, ground steel, ¼" dia. | | | | | | 4 | — | C | MA1 |
| | 10-20 EM 269 | SHACKLE , lower fork-end | | | | | | 1 | S.96 | — | MA1 |
| | | Attachments for 10-20 EM 269, Shackle :— | | | | | | | | | |
| 5765 | 10-20 EM 21 | Bolt, ⅜" BSF | | | | | | 1 | — | C | MA1 |
| 28M/9129449 | A27/LS | Nut, ⅜" BSF | | | | | | 1 | — | C | |
| 28P/19234 | SP.90/E8 | Pin, split (SP.9/E10) | | | | | | 1 | — | C | |
| 28VV/9419467 | SP.13/L | Washer | | | | | | 1 | — | C | |
| | 10-20 EM 261ND | TUBE , inner strut, 1½" o/d × 18 SWG × 11"-53 | | | | | | 1 | T.45 | — | MA1 |
| | 10-20 EM 263ND | TUBE , outer strut, 1½" o/d × 18 SWG × 10"-15 | | | | | | 1 | T.45 | — | MA1 |

**POWER INSTALLATION
ENGINE INSTALLATION**

| Ref. No. | Part No. | Description | No. off | Material Specification | Class of Store or L.M | Plate No. |
|-------------|------------------|---|---------|------------------------|-----------------------|-----------|
| | | | | | | |
| | | Attachments for 10-20 EM 257A or 10-20 EM 259A, Strut :— | | | | |
| 28D/9435003 | A57/20N | Bolt, 1/2" BSF | 1 | — | C | |
| 5766 | 10-20 EM 225 | Bolt | 1 | — | C | MA1 |
| 28M/1011476 | A27/JS | Nut, 3/8" BSF | 1 | — | C | |
| 28M/13259 | A27/NS | Nut, 1/2" BSF | 1 | — | C | |
| 28P/9713016 | AGS.1155/Mk. 3 | Pin, safety | 1 | — | C | |
| 28P/9528015 | SP.90/GB | Pin, split (SP.9.G10) | 1 | — | C | |
| | 10-20 EM 273 | Sleeve | 1 | S.96 | C | MA1 |
| 28W/1011085 | SP.11/N | Washer | 1 | — | C | |
| 28W/9419466 | SP.13/J | Washer | 1 | — | C | |
| 28W/9419468 | SP.14/N | Washer (if required) | 2 | — | C | |
| | 10-20 E 5547A/ND | MOUNTING , low pressure fuel warning, switch and valve, group (Mod. 317) | 1 | — | — | MA1 |
| 13464 | 10-20 P 3485A | MOUNTING , assembly | 1 | — | C | MA1 |
| 26DL/2313 | 6 P 1921 | PLUG , attachment, low pressure warning switch | 1 | — | C | MA1 |
| 6A/1912 | — | SWITCH , low pressure fuel warning, Mk. 1E* | 1 | — | P | MA1 |
| 10684 | 10-20 P 3279A | VALVE , assembly | 1 | — | P | MA1 |
| | — | PIPES , air starter (See sub-section QE) | — | — | — | — |
| | — | PIPES , tail installation (Drg. No. 10-20 E 4349) | 1 | — | — | MA2 |
| | ROLLS ROYCE | PIPE , tail | 1 | — | — | MA2 |
| 36VV/— | BA.84661 | PIPE , tail, drain | 1 | — | C | MA2 |
| 5643 | 10-20 E 1549 | Attachments for 10-20 E 1549, Pipe :— | | | | |
| 28D/9140653 | A26/1E | Bolt, 3/8" BSF | 2 | — | C | |
| 13522 | 10-20 E 5415A | PIPE , tail, drain, outlet, assembly | 1 | — | C | MA2 |
| | | Attachments for 10-20 E 5415A, Pipe :— | | | | |
| 28D/1214524 | AS.2920/1B | Bolt, 4 BA | 4 | — | C | |
| 28M/10338 | AGS.2002/B/2 | Nut, 4 BA | 4 | — | C | |
| | — | PIPES , wheelcase breather outlet (See sub-section MM) | — | — | — | — |
| 18339 | 10-20 EM 663 | SLIDE , engine mounting, at rib "O" (Mod. 558) ... | 2 | — | P | MA1 |
| | | Attachments for 10-20 EM 663, Slide :— | | | | |
| 28M/5808573 | A27/CS | Nut, 2 BA | 1 | — | C | |
| 14013 | 10-20 EM 621 | Pin, locating | 1 | — | C | MA1 |
| 28P/9527619 | SP.90/C7 | Pin, split (SP.9.CB) | 1 | — | C | |
| | 10-20 EM 619 | Washer, 0".40 x 0".40 x 0".08 thick | 1 | S.92 | LM | MA1 |
| 37F/18000 | ROTAX CT.0802 | STARTER , low pressure, air | 1 | — | P | MA1 |
| 14012 | 10-20 EM 617 | TRUNNION , engine mounting (Mod. 558) ... | 2 | — | C | MA1 |
| | | Attachments for 10-20 EM 617, Trunnion :— | | | | |
| 5775 | 10-20 EM 241 | Bolt, 3/8" BSF | 1 | — | C | MA1 |
| 5776 | 10-20 EM 235 | Washer, tab | 1 | — | C | NA1 |
| | — | UNIT , engine change (See sub-section MB) ... | — | — | — | — |
| | — | UNIT , high energy jet igniter (See sub-section EBH) | — | — | — | — |



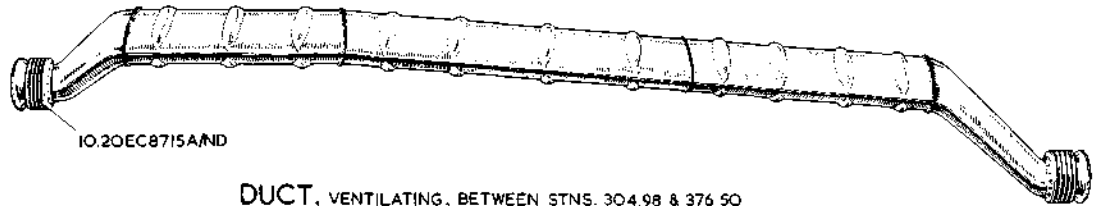
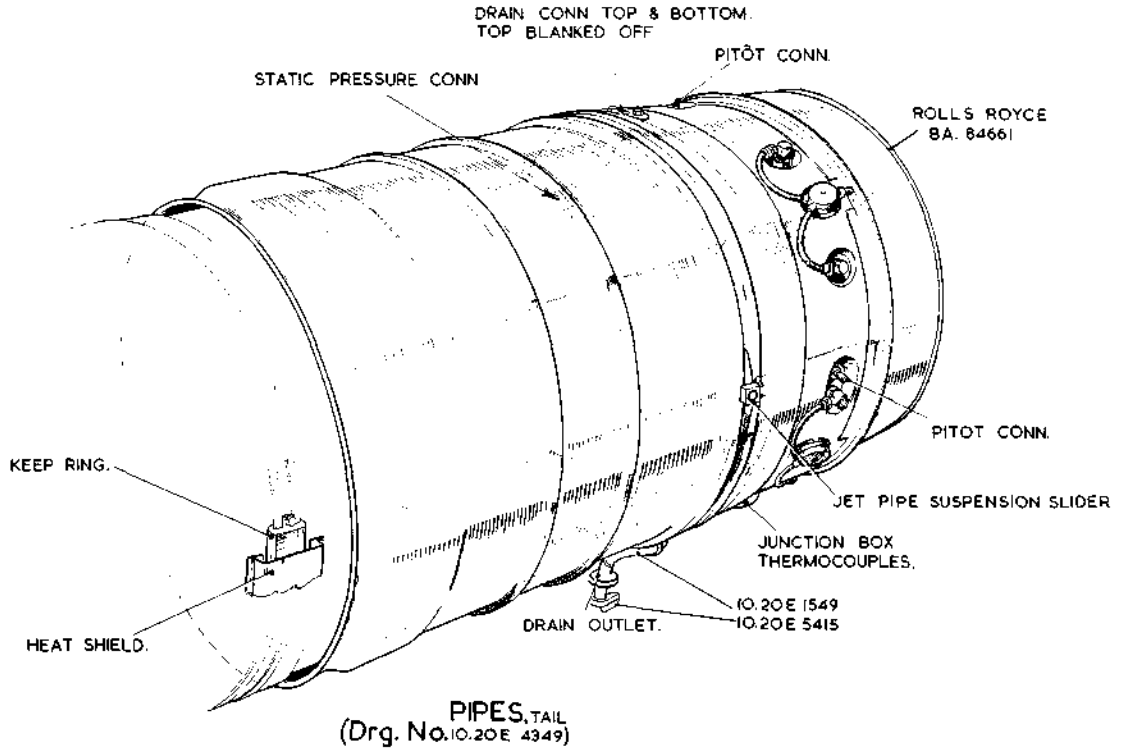
MA.1

POWER INSTALLATION ENGINE INSTALLATION

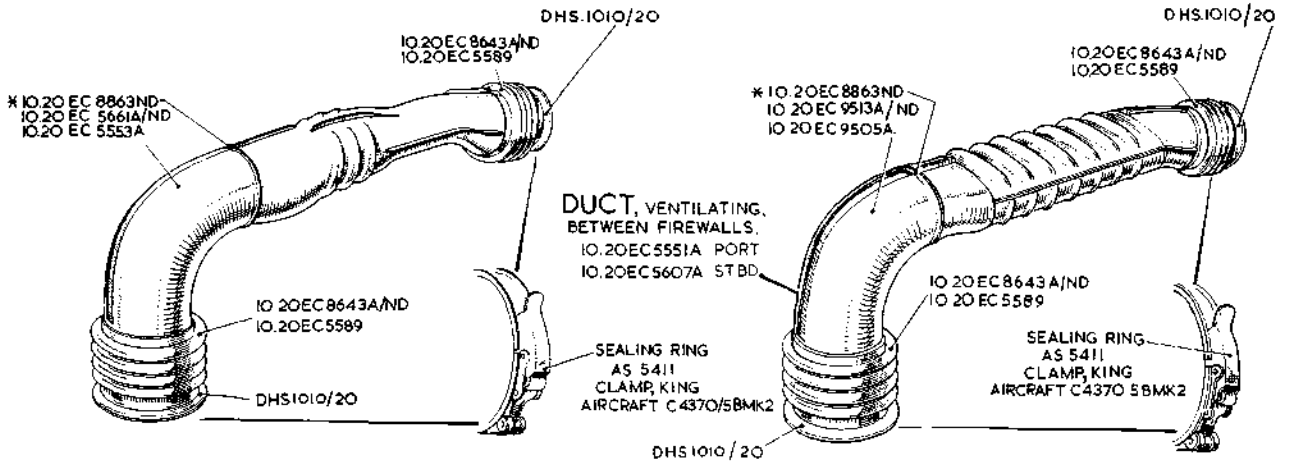
RESTRICTED

MA.1
[A.1.50]

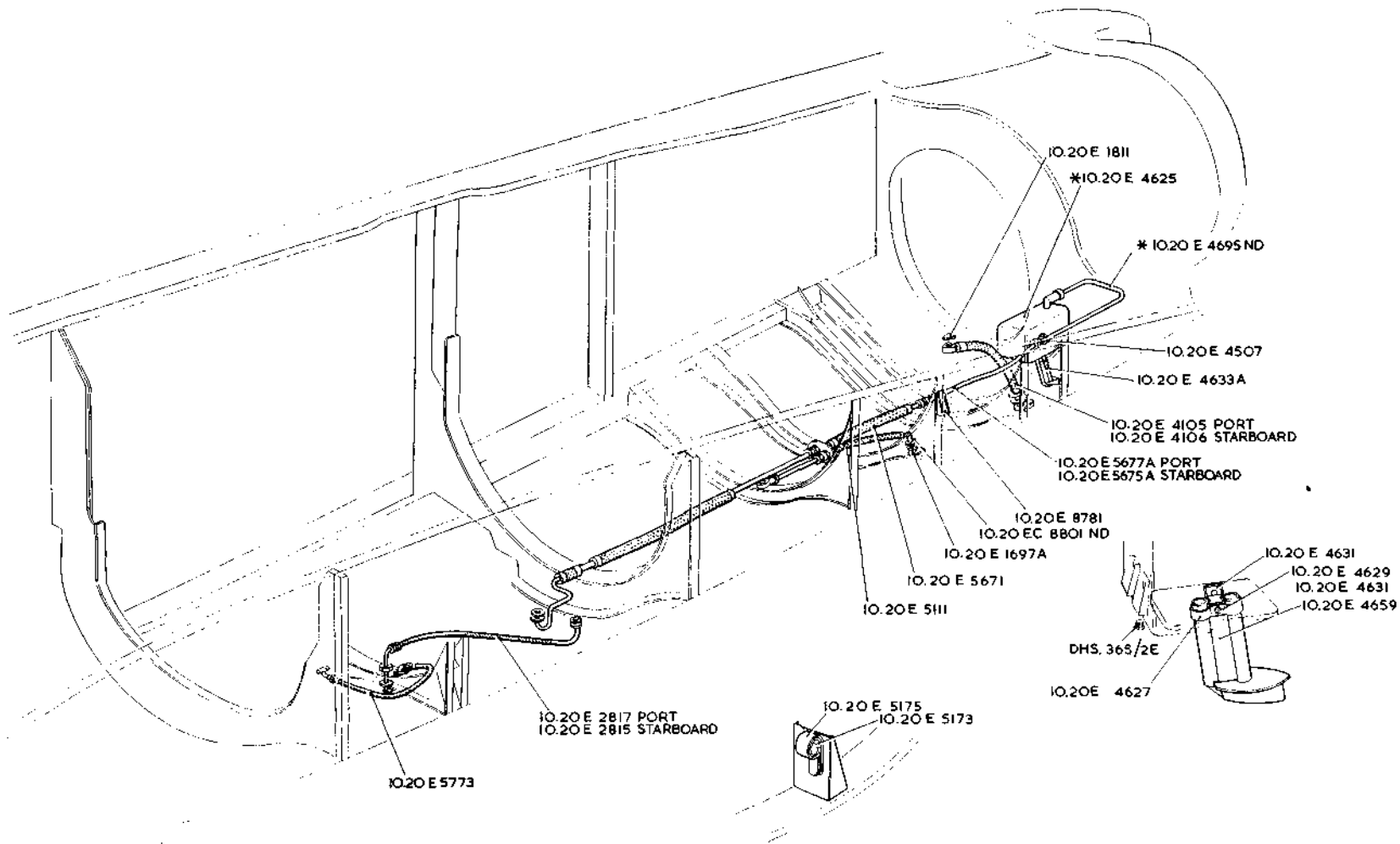
SEE TEXT FOR SPARES CONDITION OF ITEMS MARKED THUS: *



10.20EC8741A/ND L.H.
10.20EC8742A/ND R.H.



SEE TEXT FOR SPARES CONDITION
OF ITEMS MARKED THUS: *



ENGINE DRAINS COMBINED FUEL
(DRG. NO. IO.20E 29)

MA.3

POWER INSTALLATION ENGINE INSTALLATION

MA.3
[AUSJ]

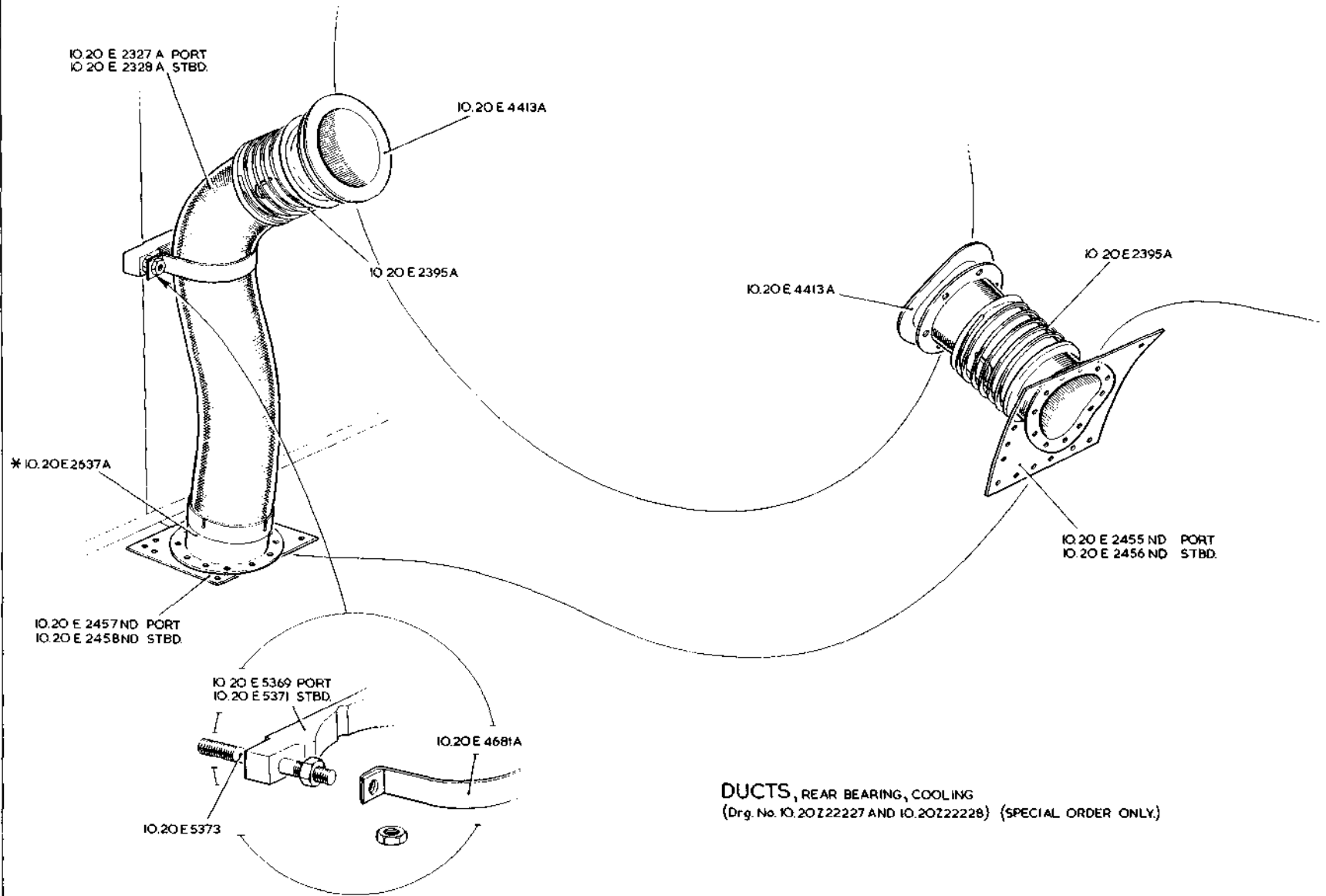
RESTRICTED

See Vixen MK.I

RESTRICTED

Plate MA.3

SEE TEXT FOR SPARES CONDITION
OF ITEMS MARKED THUS: *



DUCTS, REAR BEARING, COOLING
(Drg. No. IO.20Z22227 AND IO.20Z22228) (SPECIAL ORDER ONLY.)

MA4

POWER INSTALLATION ENGINE INSTALLATION

RESTRICTED

MA4
[ALL45]