

**POWER INSTALLATION
ENGINE COWLINGS, TOP**

Ref. No.	Part No.	Description	No. of	Material Specification	Class of Store or L.M.	Place No.
	—	ENGINE COWLING DOORS, TOP, GROUP ... (Drg. No. 10-20 EC 4533A)	1	—	—	
138	S10-20 EC 27	COWLING , door, top, front inboard, between fire-walls, Port (Special spares assembly complete with attachments) (0"·2 trim allowance) (For a/c serial Nos. XJ474 to XJ493)	1	—	P	MF2
26	S10-20 EC 1	COWLING , door, top, front inboard, between fire-walls, Port (Special spares assembly complete with attachments) (For a/c serial No. XJ494 and subsequent)	1	—	P	MF2
139	S10-20 EC 28	COWLING , door, top, front inboard, between fire-walls, Starboard (Special spares assembly complete with attachments) (0"·2 trim allowance) (For a/c serial Nos. XJ474 to XJ493)	1	—	P	MF3
27	S10-20 EC 2	COWLING , door, top, front inboard, between fire-walls, Starboard (Special spares assembly complete with attachments) (For a/c serial No. XJ494 and subsequent)	1	—	P	MF3
	10-20 EC 9113A/2	COWLING , door, top, front inboard, between fire-walls, Port, assembly (Mod. 402)	1	—	—	MF2
	10-20 EC 4417A/1	COWLING , door, top, front inboard, between fire-walls, Starboard, assembly (Mod. 402) Spares for :—	1	—	—	MF3
	10-20 EC 9379A	BRACKET , hinge, aft intermediate, Port, assembly (For spares use 10-20 EC 9899A/ND)	1	—	—	MF2
15071	10-20 EC 9899A/ND	BRACKET , hinge, aft intermediate, Port, assembly (Spares condition)	1	—	P	
	10-20 EC 9380A	BRACKET , hinge, aft intermediate, Starboard, assembly (For spares use 10-20 EC 9900A/ND)	1	—	—	MF3
15072	10-20 EC 9900A/ND	BRACKET , hinge, aft intermediate, Starboard, assembly (Spares condition) Spares for :—	1	—	P	
28N/13512	HOFFMANN CJ.2	JOINT , self-aligning ... Attachments for 10-20 EC 9379A or 10-20 EC 9380A, Bracket :—	1	—	C	MF2
6410	DHS.358/1½E	Bolt, ½" BSF ...	4	—	C	MF2
28M/1011475	A27/EP	Nut, ½" BSF ...	4	—	C	
	10-20 EC 4297A	BRACKET , hinge, aft, Port, assembly ... (For spares use 10-20 EC 8997A/ND)	1	—	—	MF2
1150	10-20 EC 8997A/ND	BRACKET , hinge, aft, Port, assembly ... (Spares condition)	1	—	P	
	10-20 EC 4298A	BRACKET , hinge, aft, Starboard, assembly ... (For spares use 10-20 EC 8998A/ND)	1	—	—	MF3

**POWER INSTALLATION
ENGINE COWLINGS, TOP**

Ref. No.	Part No.	Description	No. off						Material Specification	Class of Store or L.M.	Plate No.
			1	2	3	4	5	6			
1142	10-20 EC 8998A/ND	BRACKET , hinge, aft, Starboard, assembly ... (Spares condition) Spares for :—						1	—	P	
28N/13512	HOFFMANN CJ.2	JOINT , self-aligning Attachments for 10-20 EC 4297A or 10-20 EC 4298A, Bracket :—						1	—	C	MF2
28D/9436920	A25/1C	Bolt, 2 BA						2	—	C	
1141	DHS.365/1C	Bolt, 2 BA						4	—	C	MF2
28M/9403520	A27/CP	Nut, 2 BA						7	—	C	
	10-20 EC 9377A	BRACKET , hinge, centre, Port, assembly ... (For spares use 10-20 EC 9895A/ND)						1	—	—	MF2
15069	10-20 EC 9895A/ND	BRACKET , hinge, centre, Port, assembly ... (Spares condition)						1	—	P	
	10-20 EC 9378A	BRACKET , hinge, centre, Starboard, assembly (For spares use 10-20 EC 9896A/ND)						1	—	—	MF3
15070	10-20 EC 9896A/ND	BRACKET , hinge, centre, Starboard, assembly (Spares condition) Spares for :—						1	—	P	
28N/13512	HOFFMANN CJ.2	JOINT , self-aligning Attachments for 10-20 EC 9377A or 10-20 EC 9378A, Bracket :—						1	—	C	MF2
1147	DHS.358/3E	Bolt, 1/4" BSF						4	—	C	MF2
28M/1011475	A27/EP	Nut, 1/4" BSF						4	—	C	
	10-20 EC 9375A	BRACKET , hinge, forward, intermediate, Port, assembly (For spares use 10-20 EC 9891A/ND)						1	—	—	MF2
15067	10-20 EC 9891A/ND	BRACKET , hinge, forward, intermediate, Port, assembly (Spares condition)						1	—	P	
	10-20 EC 9376A	BRACKET , hinge, forward, intermediate, Starboard, assembly (For spares use 10-20 EC 9892A/ND)						1	—	—	MF3
15068	10-20 EC 9892A/ND	BRACKET , hinge, forward, intermediate, Starboard, assembly (Spares condition) Spares for :—						1	—	P	
28N/13512	HOFFMANN CJ.2	JOINT , self-aligning Attachments for 10-20 EC 9375A or 10-20 EC 9376A, Bracket :—						1	—	C	MF2 MF3
6410	DHS.358/1 1/2 E	Bolt, 1/2" BSF						4	—	C	MF2 MF3
28M/1011475	A27/EP	Nut, 1/2" BSF						4	—	C	
1144	10-20 EC 4289A	BRACKET , hinge, forward, Port, assembly ...						1	—	P	MF2
1143	10-20 EC 4290A	BRACKET , hinge, forward, Starboard, assembly Spares for :—						1	—	P	MF3
28N/13512	HOFFMANN CJ.2	JOINT , self-aligning Attachments for 10-20 EC 4289A or 10-20 EC 4290A, Bracket :—						1	—	C	MF2 MF3
28D/9436920	A25/1C	Bolt, 2 BA						3	—	C	
1141	DHS.365/1C	Bolt, 2 BA						3	—	C	MF2 MF3
28M/9403520	A27/CP	Nut, 2 BA						6	—	C	

**POWER INSTALLATION
ENGINE COWLINGS, TOP**

Ref. No.	Part No.	Description	No. off	Material Specification	Class of Store or L.M.	Plate No.
	10-20 EC 5177	BRACKET , support strut, Port only (For spares use 10-20 EC 9011ND)	1	L.53	—	MF2
1148	10-20 EC 9011ND	BRACKET , support strut, Port (Spares condition)	1	—	C	
1141	DHS.365/1C	Attachments for 10-20 EC 5177, Bracket :—				
28M/9403520	A27/CP	Bolt, 2 BA	10	—	C	MF2
		Nut, 2 BA	10	—	C	
	10-20 EC 8421ND	DOUBLER , at strut frame stn. 273"-863, Starboard, 22 SWG	1	L.73	—	MF2
	10-20 EC 8435ND	DOUBLER , inboard edge, Starboard, 22 SWG	1	L.53	—	MF2
15291	10-20 EC 9869A	DUCT , ventilating, aft portion, connected to outlet vent, Port, only, assembly (Mod. 769)	1	—	P	MF2
		Attachments for 10-20 EC 9869A, Duct :—				
28D/9133011	A25/2C	Bolt, 2 BA	7	—	C	
1154	10-20 EC 5793	Gasket	1	—	C	MF2
28M/10288	AGS.2001/C/1	Nut, 2 BA	7	—	C	
28W/9419475	SP.15/C	Washer	7	—	C	
28FP/739	ODDIE 936 AR	FASTENER , shear, solid lock	8	—	C	MF2
1069	10-20 EC 5811A	FASTENER , toggle, at inboard corners, assembly	2	—	P	MF3
		Spares for :—				
20172	DHS.1632A/ND	BRACKET , mounting, assembly	1	—	C	MF2
		Spares for :—				MF3
	DHS.1631	PIN , anchor	2	DTD.327	—	MF2
						MF3
20760	DHS.1640A/ND	HANDLE , assembly	1	—	P	MF2
		Spares for :—				MF3
20174	DHS.1614	HOOK , locking	1	—	C	MF2
						MF3
		Attachments for DHS.1614, Hook :—				
20177	DHS.1625	Pin, hinge	3	—	C	MF2
						MF3
20175	DHS.1627	Spring	1	—	C	MF2
						MF3
20176	DHS.1620	Tube, distance	3	—	C	MF2
						MF3
		Attachments for DHS.1640A/ND, Handle :—				
20183	DHS.1619	Tube, distance	1	—	C	MF2
						MF3
1076	6-3 EC 449	Tube, sleeve	1	—	C	MF2
						MF3
1070	10-20 EC 5819A/ND	LEVER , complete with stop bolt, assembly	1	—	P	MF2
		Spares for :—				MF3
1071	6-3 EC 435	BOLT , $\frac{3}{8}$ " BSF	1	—	C	MF2
						MF3
28M/7002431	AGS.2002/G/1	NUT , $\frac{3}{8}$ " BSF	1	—	C	
		Attachments for 10-20 EC 5819A/ND, Lever :—				
20178	DHS.1623	Tube, distance	1	—	C	MF2
						MF3
20179	DHS.1635	Tube, distance	1	—	C	MF2
						MF3

**POWER INSTALLATION
ENGINE COWLINGS, TOP**

Ref. No.	Part No.	Description	No. off	Material Specification	Class of Store or L.M	Place No.
20182	DHS.1628	SPRING , handle	1	—	C	MF2 MF3
20180	DHS.1629	SPRING , lever, L.H.	1	—	C	MF2 MF3
20181	DHS.1630	SPRING , lever, R.H.... ..	1	—	C	MF2 MF3
Attachments for 10-20 EC 5811A. Fastener, at forward corner :—						
28D/1011025	A25/24C	Bolt, 2 BA	1	—	C	
28D/—	AS.3295/14G	Bolt, $\frac{3}{16}$ " BSF	1	—	C	
28M/5808573	A27/CS	Nut, 2 BA	1	—	C	
28M/5808571	A27/GS	Nut, $\frac{3}{16}$ " BSF	1	—	C	
28P/9527619	SP.90/C7	Pin, split (SP.9 C8)	2	—	C	
28W/9419475	SP.15/C	Washer	1	—	C	
28W/9419476	SP.15/G	Washer	1	—	C	
at aft corner :—						
28D/1011027	A25/27C	Bolt, 2 BA	1	—	C	
28D/1011262	A25/18G	Bolt, $\frac{3}{16}$ " BSF	1	—	C	
28M/5808573	A27/CS	Nut, 2 BA	1	—	C	
28M/5808571	A27/GS	Nut, $\frac{3}{16}$ " BSF	1	—	C	
28P/9527619	SP.90/C7	Pin, split (SP.9 C8)	2	—	C	
28W/9419475	SP.15/C	Washer	1	—	C	
28W/9419476	SP.15/G	Washer	1	—	C	
	10-20 EC 8765A	FRAME , at stn. 253"-85, Port, assembly ...	1	—	—	MF2
	10-20 EC 8766A	FRAME , at stn. 253"-85, Starboard, assembly	1	—	—	MF3
	10-20 EC 8773A	FRAME , at stn. 262"-56, Port, assembly ...	1	—	—	MF2
	10-20 EC 8771A	FRAME , at stn. 262"-56, Starboard, assembly	1	—	—	MF3
	10-20 EC 8769A	FRAME , at stn. 288"-25, Port, assembly ...	1	—	—	MF2
	10-20 EC 8770A	FRAME , at stn. 288"-25, Starboard, assembly	1	—	—	MF3
	10-20 EC 8767A	FRAME , at stn. 294"-50, Port, assembly ...	1	—	—	MF2
	10-20 EC 8768A	FRAME , at stn. 294"-50, Starboard, assembly	1	—	—	MF3
	10-20 EC 8429	FRAME , aft, at stn. 273"-86, Port (For spares use 10-20 EC 9055ND)	1	L.72	—	MF2
5282	10-20 EC 9055ND	FRAME , aft, at stn. 273"-86, Port (Spares condition)	1	—	C	
	10-20 EC 8427	FRAME , forward, at stn. 273"-86, Port (For spares use 10-20 EC 9053ND)	1	L.72	—	MF2
5281	10-20 EC 9053ND	FRAME , forward, at stn. 273"-86, Port (Spares condition)	1	—	C	
	10-20 EC 9269	FRAME , strut support, at stn. 273"-86, Starboard (For spares use 10-20 EC 9889ND)	1	DHA.380	—	MF3
15141	10-20 EC 9889ND	FRAME , strut support, at stn. 273"-86, Starboard (Spares condition)	1	—	C	
Attachments for 10-20 EC 9269, Frame :—						
1092	DHS.365/2C	Bolt, 2 BA	14	—	C	MF3
28M/9403520	A27/CP	Nut, 2 BA	14	—	C	

**POWER INSTALLATION
ENGINE COWLINGS, TOP**

Ref. No.	Part No.	Description	No. off						Material Specification	Class of Store or L.M.	Plate No.
			1	2	3	4	5	6			
	10-20 EC 5617	VENT , outlet, engine bleed duct, Port ... (For spares use 10-20 EC 8985ND)						1	DTD.718 or L.126	—	MF2
5283	10-20 EC 8985ND	VENT , outlet, engine bleed duct, Port ... (Spares condition)						1	—	P	
28D/9436920	A25/1C	Attachments for 10-20 EC 5617, Vent :—						8	—	C	
28M/10288	AGS.2001/C/1	Bolt, 2 BA ...						8	—	C	
28W/9419402	SP.13/C	Nut, 2 BA ... Washer ...						8	—	C	
20807	10-20 EC 8295A	Attachments for 10-20 EC 9113A/2 or 10-20 EC 4417A/1, Cowling :—						1	—	C	MF2 MF3
29H/4114	—	Chain, retaining, "Pip" pins, assembly ...						1	—	C	
28H/12026	DHS.180 Mk. 1/Z	Chain, chandelier, 8" long ... Ring, split, 3/8" dia. ... Tag, chain, 22 SWG ...						QR 2 1	— St. Steel —	C — C	MF2 MF3
28FP/9488679	AVDEL LTD. 5134/609	Pin, "Pip," quick release, with handle, Port ...						1	—	C	
28FP/883	AVDEL LTD. 5134/611	Pin, "Pip," quick release, with handle, Starboard ...						1	—	C	
141	S10-20 EC 31	COWLING , door, top, inboard, aft of rear firewall, Port (Special spares assembly complete with attachments) (0"2 trim allowance) (For a/c serial Nos. XJ474 to XJ493)						1	—	P	MF4
30	S10-20 EC 5	COWLING , door, top, inboard, aft of rear firewall, Port (Special spares assembly complete with attachments) (For a/c serial No. XJ494 and subsequent)						1	—	P	MF4
142	S10-20 EC 32	COWLING , door, top, inboard, aft of rear firewall, Starboard (Special spares assembly complete with attachments) (0"2 trim allowance) (For a/c serial Nos. XJ474 to XJ493)						1	—	P	MF4
31	S10-20 EC 6	COWLING , door, top, inboard, aft of rear firewall, Starboard (Special spares assembly complete with attachments) (For a/c serial No. XJ494 and subsequent)						1	—	P	MF4
	10-20 EC 4307A/1	COWLING , door, top, inboard, aft of rear firewall, Port, assembly (Mod. 402)						1	—	—	MF4
	10-20 EC 4308A/1	COWLING , door, top, inboard, aft of rear firewall, Starboard, assembly (Mod. 402) Spares for :—						1	—	—	MF4
	10-20 EC 9417A	BRACKET , hinge, at front, Port, assembly ... (For spares use 10-20 EC 9907A/ND)						1	—	—	MF4
15142	10-20 EC 9907A/ND	BRACKET , hinge, at front, Port, assembly ... (Spares condition)						1	—	P	
	10-20 EC 9418A	BRACKET , hinge, at front, Starboard, assembly (For spares use 10-20 EC 9908A/ND)						1	—	—	MF4
15143	10-20 EC 9908A/ND	BRACKET , hinge, at front, Starboard, assembly (Spares condition)						1	—	P	
28N/13512	HOFFMANN C1.2	Spares for :— JOINT , self-aligning ... Attachments for 10-20 EC 9417A or 10-20 EC 9418A, Bracket :—						1	—	C	MF4
1092	DHS.365/2C	Bolt, 2 BA ...						2	—	C	MF4
28M/9403520	A27/CP	Nut, 2 BA ...						2	—	C	

**POWER INSTALLATION
ENGINE COWLINGS, TOP**

Ref. No.	Part No.	Description	No. off	Material Specification	Class of Store or L.M	Place No.
	10-20 EC 4351A	BRACKET , hinge, at station 318"-82, Port, assembly (For spares use 10-20 EC 9019A/ND)	1	—	—	MF4
1082	10-20 EC 9019A/ND	BRACKET , hinge, at station 318"-82, Port, assembly (Spares condition)	1	—	P	
	10-20 EC 4352A	BRACKET , hinge, at station 318"-82, Starboard, assembly (For spares use 10-20 EC 9020A/ND)	1	—	—	MF4
1083	10-20 EC 9020A/ND	BRACKET , hinge, at station 318"-82, Starboard, assembly (Spares condition)	1	—	P	
	10-20 EC 4353A	BRACKET , hinge, at station 329"-321, Port, assembly (For spares use 10-20 EC 9023A/ND)	1	—	—	MF4
1084	10-20 EC 9023A/ND	BRACKET , hinge, at station 329"-321, Port, assembly (Spares condition)	1	—	P	
	10-20 EC 4354A	BRACKET , hinge, at station 329"-321, Starboard, assembly (For spares use 10-20 EC 9024A/ND)	1	—	—	MF4
1085	10-20 EC 9024A/ND	BRACKET , hinge, at station 329"-321, Starboard assembly (Spares condition)	1	—	P	
	10-20 EC 4355A	BRACKET , hinge, at station 338"-646, Port, assembly (For spares use 10-20 EC 9027A/ND)	1	—	—	MF4
1086	10-20 EC 9027A/ND	BRACKET , hinge, at station 338"-646, Port, assembly (Spares condition)	1	—	P	
	10-20 EC 4356A	BRACKET , hinge, at station 338"-646, Starboard assembly (For spares use 10-20 EC 9028A/ND)	1	—	—	MF4
1087	10-20 EC 9028A/ND	BRACKET , hinge, at station 338"-646, Starboard, assembly (Spares condition)	1	—	P	
	10-20 EC 4357A	BRACKET , hinge, at station 350"-41, Port, assembly (For spares use 10-20 EC 9029A/ND)	1	—	—	MF4
1088	10-20 EC 9029A/ND	BRACKET , hinge, at station 350"-41, Port, assembly (Spares condition)	1	—	P	
	10-20 EC 4358A	BRACKET , hinge, at station 350"-41, Starboard, assembly (For spares use 10-20 EC 9030A/ND)	1	—	—	MF4
1089	10-20 EC 9030A/ND	BRACKET , hinge, at station 350"-41, Starboard, assembly (Spares condition)	1	—	P	
28N/13512	HOFFMANN CJ.2	JOINT , self-aligning Attachments for 10-20 EC 4351A, 10-20 EC 4352A, 10-20 EC 4353A, 10-20 EC 4354A, 10-20 EC 4355A, 10-20 EC 4356A, 10-20 EC 4357A or 10-20 EC 4358A, Bracket :—	1	—	C	MF4
1093	DHS.358/2E	Bolt, 1/4" BSF	4	—	C	MF4
28M/1011475	A27/EP	Nut, 1/4" BSF	4	—	C	
28W/9419405	SP.15/E	Washer	4	—	C	
	10-20 EC 9413A	BRACKET , hinge, at station 362"-41, Port, assembly (For spares use 10-20 EC 9903A/ND)	1	—	—	MF4
15073	10-20 EC 9903A/ND	BRACKET , hinge, at station 362"-41, Port, assembly (Spares condition)	1	—	P	

**POWER INSTALLATION
ENGINE COWLINGS, TOP**

Ref. No.	Part No.	Description	No. of	Material Specification	Class of Store or L.M.	Plate No.
	10-20 EC 9414A	BRACKET , hinge, at stn. 362"-41, Starboard assembly (For spares use 10-20 EC 9904A/ND)	1	—	—	MF4
15074	10-20 EC 9904A/ND	BRACKET , hinge, at stn. 362"-41, Starboard, assembly (Spares condition) Spares for :—	1	—	P	
28N/13512	HOFFMANN CJ.2	JOINT , self-aligning Attachments for 10-20 EC 9413A or 10-20 EC 9414A, Bracket :—	1	—	C	MF4
28D/9133011	A25/2C	Bolt, 2 BA	7	—	C	
1093	DHS.358/2E	Bolt, 1" BSF	4	—	C	
28M/9403520	A27/CP	Nut, 2 BA	7	—	C	
28M/1011475	A27/EP	Nut, 1" BSF	4	—	C	
28W/9419475	SP.15/C	Washer	7	—	C	
28W/9419405	SP.15/E	Washer	4	—	C	
	10-20 EC 4525	BRACKET , strut support, at stn. 334"-25, Port (For spares use 10-20 EC 9009ND)	1	L.53	—	MF4
1094	10-20 EC 9009ND	BRACKET , strut support, at stn. 334"-25, Port (Spares condition)	1	—	C	
	10-20 EC 4526	BRACKET , strut support, at stn. 334"-25, Starboard (For spares use 10-20 EC 9010ND)	1	L.53	—	MF4
1095	10-20 EC 9010ND	BRACKET , strut support, at stn. 334"-25, Starboard (Spares condition) Attachments for 10-20 EC 4525 or 10-20 EC 4526, Bracket :—	1	—	C	
1092	DHS.365/2C	Bolt, 2 BA	6	—	C	MF4
28D/9133011	A25/2E	Bolt, 1" BSF	4	—	C	
28M/9403520	A27/CP	Nut, 2 BA	6	—	C	
28M/1011475	A27/EP	Nut, 1" BSF	4	—	C	
28W/9419405	SP.15/E	Washer	4	—	C	
28FP/739	ODDIE 936AR	FASTENER , solid lock type	9	—	C	MF4
28FP/999	DZUS F6T/15	FASTENER , supersonic type	3	—	C	MF4
1069	10-20 EC 5811A	FASTENER , toggle, forward, assembly Spares for :—	1	—	P	MF4
20172	DHS.1632A/ND	BRACKET , mounting, assembly Spares for :—	1	—	C	MF4
	DHS.1631	PIN , anchor	2	DTD.327	—	MF4
20760	DHS.1640A/ND	HANDLE , assembly Spares for :—	1	—	P	MF4
20174	DHS.1614	HOOK , locking Attachments for DHS.1614, Hook :—	1	—	C	MF4
20177	DHS.1625	Pin, hinge	3	—	C	MF4
20175	DHS.1627	Spring	1	—	C	MF4
20176	DHS.1620	Tube, distance	3	—	C	MF4
20183	DHS.1619	Attachments for DHS.1640A/ND, Handle :—	1	—	C	MF4
1076	6-3 EC 449	Tube, distance	1	—	C	MF4
		Tube, sleeve	1	—	C	MF4

**POWER INSTALLATION
ENGINE COWLINGS, TOP**

Ref. No.	Part No.	Description	1 2 3 4 5 6						No. off	Material Specification	Class of Store or LM	Plate No.
			1070	10-20 EC 5819A/ND	LEVER , complete with stop bolt, assembly Spares for :—							
1071	6-3 EC 435	BOLT , $\frac{1}{8}$ " BSF						1	—	C	MF4	
28M/7002431	AGS.2002/G/1	NUT , $\frac{1}{8}$ " BSF Attachments for 10-20 EC 5819A/ND, Lever :—						1	—	C		
20178	DHS.1623	Tube, distance						1	—	C	MF4	
20179	DHS.1635	Tube, sleeve						1	—	C	MF4	
20182	DHS.1628	SPRING , handle						1	—	C	MF4	
20180	DHS.1629	SPRING , lever, Port						1	—	C	MF4	
20181	DHS.1630	SPRING , lever, Starboard						1	—	C	MF4	
28D/1214655	AS.3295/15G	Attachments for 10-20 EC 5811A, Fastener :—										
28D/1017157	A25/25C	Bolt, $\frac{1}{8}$ " BSF						1	—	C		
28M/5808573	A27/CS	Bolt, 2 BA						1	—	C		
28M/5808571	A27/GS	Nut, 2 BA						1	—	C		
28P/9527619	SP.90/C7	Nut, $\frac{1}{8}$ " BSF						1	—	C		
28W/9419475	SP.15/C	Pin, split (SP.9/C8)						2	—	C		
28W/9419476	SP.15/G	Washer						1	—	C		
	10-20 EC 5055	FRAME , strut, aft, at stn. 334"-25, Port (For spares use 10-20 EC 9007ND)						1	L.72	—	MF4	
5285	10-20 EC 9007ND	FRAME , strut, aft, at stn. 334"-25, Port (Spares condition)						1	—	C		
	10-20 EC 5056	FRAME , strut, aft, at stn. 334"-25, Starboard (For spares use 10-20 EC 9008ND)						1	L.72	—	MF4	
5286	10-20 EC 9008ND	FRAME , strut, aft, at stn. 334"-25, Starboard (Spares condition)						1	—	C		
	10-20 EC 5053	FRAME , strut, forward, at stn. 334"-25, Port (For spares use 10-20 EC 9005ND)						1	L.72	—	MF4	
5287	10-20 EC 9005ND	FRAME , strut, forward, at stn. 334"-25, Port (Spares condition)						1	—	C		
	10-20 EC 5054	FRAME , strut, forward, at stn. 334"-25, Star- board (For spares use 10-20 EC 9006ND)						1	L.72	—	MF4	
5288	10-20 EC 9006ND	FRAME , strut, forward, at stn. 334"-25, Star- board (Spares condition)						1	—	C		
28FP/9140768	DZUS GH/6	GROMMET , supersonic fastener						3	—	C	MF4	
	10-20 EC 8431A	INTERCOSTAL , between forward boundary and stn. 313"-35, Port assembly						1	—	—	MF4	
	10-20 EC 8432A	INTERCOSTAL , between forward boundary and stn. 313"-35, Starboard, assembly						1	—	—	MF4	
	10-20 EC 8433ND	DOUBLER , 20 SWG						1	L.72	LM	MF4	
	10-20 EC 4339ND	INTERCOSTAL , 20 SWG, Port						1	L.72	LM	MF4	
	10-20 EC 4340ND	INTERCOSTAL , 20 SWG, Starboard						1	L.72	LM	MF4	
	10-20 EC 8757ND	STIFFENER , frame, at stn. 313", Port, 22 SWG						1	L.72	LM	MF4	
	10-20 EC 8758ND	STIFFENER , frame, at stn. 313", Starboard, 22 SWG						1	L.72	LM	MF4	
	10-20 EC 8759ND	STIFFENER , frame, at stn. 318", Port, 22 SWG						1	L.72	LM	MF4	
	10-20 EC 8760ND	STIFFENER , frame, at stn. 318", Starboard, 22 SWG						1	L.72	LM	MF4	

**POWER INSTALLATION
ENGINE COWLINGS, TOP**

Ref. No.	Part No.	Description	No. off	Material Specification	Class of Store or LM	Plate No.
	10-20 EC 8761ND	STIFFENER , frame, at station 328", Port, 22 SWG	1	L.72	LM	MF4
	10-20 EC 7862ND	STIFFENER , frame, at station 328", Starboard, 22 SWG	1	L.72	LM	MF4
	10-20 EC 8763ND	STIFFENER , frame, at station 338", Port, 22 SWG	1	L.72	LM	MF4
	10-20 EC 8764ND	STIFFENER , frame, at station 338", Starboard, 22 SWG	1	L.72	LM	MF4
	10-20 EC 8755	STRINGER , extension piece, between stations 328"-75 and 334"-25 24 SWG	1	L.72	LM	MF4
		Attachments for 10-20 EC 4307A/1 or 10-20 EC 4308A/1, Cowling :—				
20807	10-20 EC 8295A	Chain, retaining, " Pip" pins, assembly	1	—	C	MF4
29H/4114	—	Chain, chandelier, 8"0 long	QR	—	C	
29H/—	—	Ring, split, 3/8" dia.... ..	2	St. Steel	C	
12026	DHS.180 Mk. 1/Z	Tag, chain, 22 SWG	1	—	C	MF4
28FP/766	AVDEL LTD.	Pin, " Pip," quick release, with handle	1	—	C	
28FP/870	AVDEL LTD.	Pin, " Pip," quick release, with handle	1	—	C	
	5134/512					
	5134/508					
151	S10-20 WC 25	COWLING , door, top, inboard, between spars, Port (Special spares assembly) (0"-2 trim allowance) (For a/c serial Nos. XJ474 to XJ493)	1	—	P	MF5
48	S10-20 WC 5	COWLING , door, top, inboard, between spars, Port (Special spares assembly) (For a/c serial No. XJ494 and subsequent)	1	—	P	MF5
152	S10-20 WC 26	COWLING , door, top, inboard, between spars, Starboard (Special spares assembly) (0"-2 trim allowance) (For a/c serial Nos. XJ474 to XJ493)	1	—	P	MF5
49	S10-20 WC 6	COWLING , door, top, inboard, between spars, Starboard (Special spares assembly) (For a/c serial No. XJ494 and subsequent)	1	—	P	MF5
	10-20 WC 8705A	COWLING , door, top, inboard, between spars, Port, assembly (Pre Mod. 685)	1	—	—	MF5
	10-20 WC 8706A	COWLING , door, top, inboard, between spars, Starboard, assembly (Pre Mod. 685)	1	—	—	MF5
	10-20 WC 29673A	COWLING , door, top, inboard, between spars, Port, assembly (Mod. 685) (Pre Mod. 789)	1	—	—	MF5
	10-20 WC 29674A	COWLING , door, top, inboard, between spars, Starboard, assembly (Mod. 685) (Pre Mod. 789)	1	—	—	MF5
	10-20 WC 30313A	COWLING , door, top, inboard, between spars, Port, assembly (Mod. 789)	1	—	—	MF5
	10-20 WC 30315A	COWLING , door, top, inboard, between spars, Starboard, assembly (Mod. 789)	1	—	—	MF5

**POWER INSTALLATION
ENGINE COWLINGS, TOP**

Ref. No.	Part No.	Description	No. off	Material Specification	Class of Store or LM	Plate No.
		Spares for :—				
1113	10-20 WC 8729A	BRACKET , hinge, Port, assembly	3	—	C	MF5
1114	10-20 WC 8730A	BRACKET , hinge, Starboard, assembly	3	—	C	MF5
		Spares for :—				
1101	10 WC 7739	BUSH (See Repair section PA)	2	—	C	MF5
		Attachments for 10-20 WC 8729A or 10-20 WC 8730, Bracket :—				
28D/1213512	AS.4565/13E	Bolt, 1/4" BSF, at aft hinge	2	—	C	
28D/1213234	A61/13E	Bolt, 1/4" BSF, at forward and centre hinge	2	—	C	
28M/13376	A29/EP	Nut, 1/4" BSF	2	—	C	
	10-20 WC 8723ND	Plate, packing, 10 SWG	2	L.72	LM	MF5
26DL/2450	3 EC 285A	BRACKET , spring housing, toggle fastener door, assembly	3	—	C	MF5
28E/5452	AGS.895/1	CLIP , stay tube stowage	1	—	C	
		Attachments for AGS.895/1, Clip :—				
28S/1200109	PARKER KALON Type A	Screw, No. 4 x 1/4"	2	—	C	
	10-20 WC 8823A	DOOR , toggle fastener access, aft, Port, assembly (For spares use 10-20 WC 25441A/ND)	1	—	—	MF5
1119	10-20 WC 25441A/ND	DOOR , toggle fastener access, aft, Port, assembly (Spares condition)	1	—	C	
	10-20 WC 8824A	DOOR , toggle fastener access, aft, Starboard, assembly (For spares use 10-20 WC 25442A/ND)	1	—	—	MF5
1120	10-20 WC 25442A/ND	DOOR , toggle fastener access, aft, Starboard, assembly (Spares condition)	1	—	C	
		Spares for :—				
28FP/253	DZUS FA.5/40/2/DS	FASTENER	1	—	C	MF5
28FP/295	DZUS GF.5/175	GROMMET	1	—	C	MF5
	10-20 WC 4017A	HINGE , Port, assembly (For spares use 10-20 WC 25447A/ND)	1	—	—	MF5
8553	10-20 WC 25447A/ND	HINGE , Port, assembly (Spares condition)	1	—	C	
	10-20 WC 4018A	HINGE , Starboard, assembly (For spares use 10-20 WC 25448A/ND)	1	—	—	MF5
8554	10-20 WC 25448A/ND	HINGE , Starboard, assembly (Spares condition)	1	—	C	
		Attachments for 10-20 WC 25447A/ND or 10-20 WC 25448A/ND, Hinge :—				
28D/1007973	AS.1242/2B	Bolt, 4 BA	2	—	C	
28M/9403519	A27/BP	Nut, 4 BA	2	—	C	
	10-20 WC 3997A	DOOR , toggle, fastener access, forward and centre, assembly (For spares use 10-20 WC 25435A/ND)	2	—	—	MF5
1118	10-20 WC 25435A/ND	DOOR , toggle fastener access, forward and centre, assembly (Spares condition)	2	—	C	
		Spares for :—				
28FP/253	DZUS FA.5/40/2/DS	FASTENER	1	—	C	MF5
28FP/295	DZUS GF.5/175	GROMMET	1	—	C	MF5

**POWER INSTALLATION
ENGINE COWLINGS, TOP**

Ref. No.	Part No.	Description	No. off	Material Specification	Class of Store or L.M.	Plate No.
	10-20 WC 4009A	HINGE , assembly (For spares use 10-20 WC 25445A/ND)	1	—	—	MF5
8552	10-20 WC 25445A/ND	HINGE , assembly (Spares condition) ...	1	—	C	
28D/1007973	AS.1242/2B	Attachments for 10-20 WC 4009A, Hinge :—				
28M/9403519	A27/BP	Bolt, 4 BA	2	—	C	
		Nut, 4 BA	2	—	C	
28FP/991	DZUS EF.5.55C/DS	FASTENER , Port door	2	—	C	MF5
28FP/991	DZUS EF.5.55C/DS	FASTENER , Starboard door (Pre Mod. 685)	4	—	C	MF5
28FP/1225	DZUS EF.5/55D/DS	FASTENER , Starboard door (Mod. 685) ...	2	—	C	MF5
28FP/1258	DZUS EF.5/60D/DS	FASTENER , Starboard door (Mod. 685) ...	1	—	C	MF5
28FP/1161	DZUS EF.5.65/DDS	FASTENER , Starboard door (Mod. 685) ...	1	—	C	MF5
1059	DHS.891	FASTENER , toggle, assembly	3	—	P	MF5
7803	DHS.893	ARM	1	—	C	MF5
1060	DHS.892	HOOK	1	—	C	MF5
28M/1011475	A27/EP	NUT , 1/4" BSF	1	—	C	
26DV/2051	DHS.424	PEG , swivel tube retaining	1	—	C	MF5
1062	DHS.898	PIN , spring anchor	1	—	C	MF5
1061	DHS.896	SPRING	1	—	C	MF5
1063	DHS.894	SWIVEL	1	—	C	MF5
1064	DHS.897	TUBE , swivel	1	—	C	MF5
		Attachments for DHS.891, Fastener :—				
28P/17047	SP.4.Z/F3	Pin, shackle	2	—	C	
28P/9527619	SP.90/E7	Pin, split (SP.9/E8)	2	—	C	
		PIN , "Pip." and cord retaining, group ...	—	—	—	
	10-20 FS 16189A	CORD , retaining, assembly	3	—	—	
32A/—	—	CORD , 3/8" dia. x 20"-0 long	1	Black Nylon	C	
29H/—	—	RING , split, 3/8" dia.	1	—	C	
12026	DHS.180 Mk. 1/Z	TAG	1	—	C	MF5
	AVDEL LTD.					
28FP/17	A.512	PIN , "Pip." Type "A"	3	—	C	
1116	10-20 WC 11937	PLATE , bearing, toggle fastener, Port ...	3	—	C	MF5
1117	10-20 WC 11938	PLATE , bearing, toggle fastener, Starboard ...	3	—	C	MF5
	10 WC 10795ND	SEAL , rubber, aft (Make from standard section J.308, Ref. No. 26FC/4287)	1	—	LM	MF5
	10-20 WC 8811ND	SEAL , rubber, forward (Make from standard section J.308, Rev. No. 26FC/4287)	1	—	LM	MF5
	10-20 WC 8849ND	SEAL , rubber, inboard (Make from Standard section J.332, Ref. No. 26FN/1829)	1	—	LM	MF5
	10-20 WC 8815ND	SEAL , rubber, outboard (Make from standard section J.308, Ref. No. 26FC/4287)	1	—	LM	MF5
1115	10-20 WC 8753A	TUBE , stay, cowling support, L.H., assembly	1	—	P	MF5
14353	10-20 WC 8754A	TUBE , stay, cowling support, R.H., assembly	1	—	P	MF5
		Spares for :—				
10098	4 FS 5097	FORK-END	1	—	C	MF5
26FN/1823	4 FS 5095	LINK	1	—	C	MF5
		Attachments for 4 FS 5095, Link :—				
28P/830	SP.4Y/B4	Pin, shackle	1	—	C	
28P/9527619	SP.90/C7	Pin, split (SP.9/C8)	1	—	C	
28VV/9419475	SP.15/C	Washer	1	—	C	

**POWER INSTALLATION
ENGINE COWLINGS, TOP**

Ref. No.	Part No.	Description	No. off						Material Specification	Class of Store or L.M.	Plate No.
			1	2	3	4	5	6			
2451	4 FS 5101	STUD , at free end of stay tube	1						C	MF5	
1068	10 FS 4101	STUD , at fixed end of stay tube	1						C	MF5	
		Attachments for 10 FS 4101, Stud :—									
28M/1011467	A27/ES	Nut, 1/2" BSF	1						C		
28P/9527619	SP.90/C7	Pin, split (SP.9/C8)	1						C		
28W/9418921	SP.13/E	Washer	1						C		
		Attachments for 10-20 WC 8753A, Tube :—									
28S/1200109	PARKER KALON Type A	Screw, No. 4 x 1/2"	2						C		
149	S10-20 WC 21	COWLING , door, top, inboard, forward of front firewall, Port (Special spares assembly) (0".2 trim allowance) (For a/c serial Nos. XJ474 to XJ493)	1						P	MF6	
44	S10-20 WC 1	COWLING , door, top, inboard, forward of front firewall, Port (Special spares assembly) (For a/c serial No. XJ494 and subsequent)	1						P	MF6	
150	S10-20 WC 22	COWLING , door, top, inboard, forward of front firewall, Starboard (Special spares assembly) (0".2 trim allowance) (For a/c serial Nos. XJ474 to XJ493)	1						P	MF6	
45	S10-20 WC 2	COWLING , door, top, inboard, forward of front firewall, Starboard (Special spares assembly (For a/c serial No. XJ494 and subsequent)	1						P	MF6	
	10-20 WC 8735A/4	COWLING , door, top, inboard, forward of front firewall, Port, assembly (Mod. 612)	1							MF6	
	10-20 WC 8736A/4	COWLING , door, top, inboard, forward of front firewall, Starboard, assembly (Mod. 612)	1							MF6	
		Spares for :—									
15413	10-20 WC 29149	BRACKET , bolt stop, Port	2						C	MF6	
15414	10-20 WC 29150	BRACKET , bolt stop, Starboard	2						C	MF6	
		Attachments for 10-20 WC 29149 or 10-20 WC 29150, Bracket :—									
28D/9133011	A25/2C	Bolt, 2 BA	2						C		
28M/9403520	A27/CP	Nut, 2 BA	2						C		
28W/9419475	SP.15/C	Washer	2						C		
26DL/2450	3 EC 285A	BRACKET , spring, housing, toggle fastener door, assembly	2						C	MF6	
28E/5452	AGS.895/1	CLIP , stay tube stowage	1						C		
	10-20 WC 4851A	DOOR , toggle fastener access, forward, assembly (For spares use 10-20 WC 25433A/ND)	1							MF6	
1102	10-20 WC 25433A/ND	DOOR , toggle fastener access, forward, assembly (Spares condition)	1						C		
	10-20 WC 4857A	DOOR , toggle fastener access, aft, assembly (For spares use 10-20 WC 25443A/ND)	1							MF6	
1103	10-20 WC 25443A/ND	DOOR , toggle fastener access, aft, assembly (Spares condition)	1						P		
		Spares for :—									
28FP/253	DZUS FA.5/40/2/DS	FASTENER	1						C	MF6	
28FP/295	DZUS GF.5/175	GROMMET	1						C	MF6	

**POWER INSTALLATION
ENGINE COWLINGS, TOP**

Ref. No.	Part No.	Description	No. off	Material Specification	Class of Store or L.M.	Plate No.
	10-20 WC 4009A	HINGE , assembly (For spares use 10-20 WC 25445A/ND)	1	—	—	MF6
8552	10-20 WC 25445A/ND	HINGE , assembly (Spares condition) ...	1	—	C	
28D/1007973	AS.1242/2B	Attachments for 10-20 WC 4009A, Hinge :—				
28M/9403519	A27/BP	Bolt, 4 BA	2	—	C	
		Nut, 4 BA	2	—	C	
1109	10-20 WC 11085A	FASTENER , toggle, aft, assembly	1	—	P	MF6
26DV/9753	DHS.460	FASTENER , toggle, forward, assembly ...	1	—	P	MF6
		Spares for :—				
	10-20 WC 11083ND	ARM , toggle fastener, aft (Make from Ref. No. 26DV/10162)	1	—	LM	MF6
26DV/10162	DHS.463	ARM , toggle fastener, forward	1	—	C	MF6
26DV/2045	DHS.427	HOOK	1	—	C	MF6
28M/1011475	A27/EP	NUT , 1/4" BSF	1	—	C	
26DV/2051	DHS.424	PEG , tube retaining	1	—	C	MF6
26DV/2053	DHS.423	PIN , spring anchor	1	—	C	MF6
26DV/9515	DHS.462	PIN , swivel	1	—	C	MF6
26DV/2050	DHS.426	SPRING	1	—	C	MF6
1112	DHS.461	SWIVEL	1	—	C	MF6
		Attachments for 10-20 WC 11085A or DHS.460, Fastener :—				
28P/862	SP.4Y/D4	Pin, shackle	2	—	C	
28P/9527619	SP.90/C7	Pin, split (SP.9/C8)	2	—	C	
1099	10-20 WC 8767A	HINGE , Port, assembly	2	—	P	MF6
1100	10-20 WC 8768A	HINGE , Starboard, assembly	2	—	P	MF6
		Spares for :—				
1101	10 WC 7739	BUSH	2	—	C	MF6
		Attachments for 10-20 WC 8767A or 10-20 WC 8768A, Hinge :—				
28D/1213234	A61/13E	Bolt, 1/2" BSF	2	—	C	
28M/13376	A29/EP	Nut, 1/2" BSF	2	—	C	
	—	PIN , "Pip" and cord retaining, group ...	1	—	—	
32A/	10-20 FS 16189A	CORD , retaining, assembly	2	—	—	MF6
	—	CORD , 3/8" dia. x 20"-0 long, Black Nylon	1	Black Nylon S.Steel	C	
29H/	—	RING , split, 2" dia.	1	—	C	
12026	DHS.180 Mk. 1/Z	TAG	1	—	C	MF6
	AVDEL LTD.					
28FP/17	A.512	PIN , "Pip" Type "A"	2	—	C	

POWER INSTALLATION
ENGINE COWLINGS, TOP

Ref. No.	Part No.	Description	No. off	Material Specification	Class of Store or L.M	Place No.
1106	10-20 WC 8741	PLATE, bearing, toggle fastener, Port ...	2	—	C	MF6
1107	10-20 WC 8742	PLATE, bearing, toggle fastener, Starboard ...	2	—	C	MF6
4432	10-20 R 1921	RING, packing, T.A.C.A.N. radio aerial, Port	1	—	C	MF6
1108	10-20 WC 8773	STOP, toggle fastener adjustment, group ...	1	—	—	—
28M/1007403	A27/ET	BLOCK, ...	2	—	C	MF6
28S/9435785	AS.2991/10E	NUT, 1/2" BSF ...	2	—	C	—
10096	10-20 WC 24875A	SCREW, 1/2" BSF ...	2	—	—	—
10097	10-20 WC 24876A	TUBE, stay, cowling support, Port, assembly	1	—	P	MF6
10098	4 FS 5097	TUBE, stay, cowling support, Starboard, assembly	1	—	P	MF6
26FN/1823	4 FS 5095	FORK-END ...	1	—	C	MF6
28P/830	SP.4Y/B4	LINK ...	1	—	C	MF6
28P/9527619	SP.90/C7	Attachments for 4 FS 5095, Link :—	1	—	—	—
28W/9419475	SP.15/C	Pin, shackle ...	1	—	C	—
2451	4 FS 5101	Pin, split (SP.9/C8) ...	1	—	C	—
1068	10 FS 4101	Washer ...	1	—	C	—
28M/1011467	A27/ES	STUD, at free end of stay tube ...	1	—	C	MF6
28P/9527619	SP.90/C7	STUD, at fixed end of stay tube ...	1	—	C	MF6
28W/9418921	SP.13/E	Attachments for 10 FS 4101, Stud :—	1	—	—	—
135	10 WC 11729ND S10-20 EC 29	Nut, 1/2" BSF ...	1	—	C	—
28	S10-20 EC 3	Pin, split (SP.9/C8) ...	1	—	C	—
140	S10-20 EC 30	Washer ...	1	—	C	—
29	S10-20 EC 4	TUBE, 3/8" o/d x 20 SWG ...	1	L.63	LM	MF6
1044	10-20 EC 5387	COWLING, door, top, outboard, between firewalls, assembly, Port (Special spares assembly complete with attachments) (0"2 trim allowance) (For a/c serial Nos. XJ474 to XJ493)	1	—	P	MF7
1045	10-20 EC 5388	COWLING, door, top, outboard, between firewalls, Port, assembly (Special spares assembly complete with attachments) (For a/c serial No. XJ494 and subsequent)	1	—	P	MF7
1041	10-20 EC 5385	COWLING, door, top, outboard between firewalls, assembly, Starboard (Special spares assembly complete with attachments) (0"2 trim allowance) (For a/c serial Nos. XJ474 to XJ493)	1	—	P	MF7
1046	10-20 EC 5386	COWLING, door, top, outboard, between firewalls, Starboard, assembly (Special spares assembly complete with attachments) (For a/c serial No. XJ494 and subsequent)	1	—	P	MF7
1044	10-20 EC 5387	COWLING, door, top, outboard, between firewalls, Port, assembly (Mod. 571)	1	—	—	MF7
1045	10-20 EC 5388	COWLING, door, top, outboard, between firewalls, Starboard, assembly (Mod. 571)	1	—	—	MF7
1041	10-20 EC 5385	Spares for :—	1	—	—	—
1046	10-20 EC 5386	BEARING, flanged, for aft intermediate toggle fastener, front Port, rear Starboard	1	—	C	MF7
1045	10-20 EC 5388	BEARING, flanged, for aft intermediate toggle fastener, rear Port, front Starboard	1	—	C	MF7
1041	10-20 EC 5385	BEARING, flanged, for centre toggle fastener, front Port and rear Starboard, and aft toggle fastener, front Starboard	1	—	C	MF7
1046	10-20 EC 5386	BEARING, flanged, for centre toggle fastener, rear Port and front Starboard, and aft toggle fastener, Port	1	—	C	MF7

**POWER INSTALLATION
ENGINE COWLINGS, TOP**

Ref. No.	Part No.	Description	No. off	Material Specification	Class of Store or L.M	Place No.
1039	10-20 EC 5381	BEARING , flanged, for forward toggle fastener, front Port and rear Starboard	1	—	C	MF7
1040	10-20 EC 5382	BEARING , flanged, for forward toggle fastener, rear Port and front, Starboard	1	—	C	MF7
1047	10-20 CE 5389	BEARING , flanged, for aft toggle fastener, rear, Port and Starboard	1	—	C	MF7
1035	10-20 EC 5383	BEARING , flanged, for forward intermediate toggle fastener, front, Port	1	—	C	MF7
1037	10-20 EC 5384	BEARING , flanged, for forward intermediate toggle fastener, rear Port, and front Starboard	1	—	C	MF7
5289	10-20 EC 8343	BEARING , flanged, for forward intermediate toggle fastener, rear, Starboard	1	—	C	MF7
28E/5452	AGS.895/1	CLIP , stay tube stowage	1	—	C	
	10-20 EC 1305A	DOOR , toggle fastener, aft, Port, assembly (For spares use 10-20 EC 8945A/ND)	1	—	—	MF8
1025	10-20 EC 8945A/ND	DOOR , toggle fastener, aft, Port, assembly (Spares condition)	1	—	C	
	10-20 EC 1306A	DOOR , toggle fastener, aft, Starboard, assembly (For spares use 10-20 EC 8946A/ND)	1	—	—	MF8
1026	10-20 EC 8946A/ND	DOOR , toggle fastener, aft, Starboard assembly (Spares condition)	1	—	C	
	10-20 EC 1303A	DOOR , toggle fastener, aft intermediate, Port assembly (For spares use 10-20 EC 8943A/ND)	1	—	—	MF8
1027	10-20 EC 8943A/ND	DOOR , toggle fastener, aft intermediate Port, assembly (Spares condition)	1	—	C	
	10-20 EC 1304A	DOOR , toggle fastener, aft intermediate, Starboard, assembly (For spares use 10-20 EC 8944A/ND)	1	—	—	MF8
1028	10-20 EC 8944A/ND	DOOR , toggle fastener, aft intermediate, Starboard, assembly (Spares condition)	1	—	C	
	10-20 EC 1301A	DOOR , toggle fastener, centre, Port, assembly (For spares use 10-20 EC 8941A/ND)	1	—	—	MF8
1029	10-20 EC 8941A/ND	DOOR , toggle fastener, centre, Port, assembly (Spares condition)	1	—	C	
	10-20 EC 1302A	DOOR , toggle fastener, centre, Starboard, assembly (For spares use 10-20 EC 8942A/ND)	1	—	—	MF8
1030	10-20 EC 8942A/ND	DOOR , toggle fastener, centre, Starboard, assembly (Spares condition)	1	—	C	
	10-20 EC 1297A	DOOR , toggle fastener, forward, Port, assembly (For spares use 10-20 EC 8937A/ND)	1	—	—	MF8
1033	10-20 EC 8937A/ND	DOOR , toggle fastener, forward, Port, assembly (Spares condition)	1	—	C	
	10-20 EC 1298A	DOOR , toggle fastener, forward, Starboard, assembly (For spares use 10-20 EC 8938A/ND)	1	—	—	MF8
1034	10-20 EC 8938A/ND	DOOR , toggle fastener, forward, Starboard, assembly (Spares condition)	1	—	C	
	10-20 EC 1299A	DOOR , toggle fastener, forward intermediate, Port, assembly (For spares use 10-20 EC 8939A/ND)	1	—	—	MF8
1031	10-20 EC 8939A/ND	DOOR , toggle fastener, forward, intermediate, Port, assembly (Spares condition)	1	—	C	

**POWER INSTALLATION
ENGINE COWLINGS, TOP**

Ref. No.	Part No.	Description	No. off						Material Specification	Class of Store or L.M	Plate No.
			1	2	3	4	5	6			
	10-20 EC 1300A	DOOR , toggle fastener, forward intermediate Starboard, assembly (For spares use 10-20 EC 8940A/ND)						1	—	—	MF8
1032	10-20 EC 8940A/ND	DOOR , toggle fastener, forward intermediate, Starboard, assembly (Spares condition) Spares for toggle fastener doors:—						1	—	C	
28FP/802	DZUS EF.5/35A/DS	FASTENER						1	—	C	MF8
	10-20 EC 9243A/ND	HINGE , assembly (For spares use 10-20 EC 9095A/ND)						1	—	—	MF8
10192	10-20 EC 9095A/ND	HINGE , assembly (Spares condition) ...						1	—	C	
	—	DUCT , air intake, Port, group (Drg. No. 10-20 EC 2667A)						1	—	—	
	—	DUCT , air intake, Starboard, group (Drg. No. 10-20 EC 4089A)						1	—	—	
	10-20 EC 9671A	DUCT , air intake, Port, assembly (For spares use 10-20 EC 9853A/ND) (Mod. 571)						1	—	—	MF7
16416	10-20 EC 9853A/ND	DUCT , air intake, Port, assembly (Spares condition)						1	—	P	
	10-20 EC 9672A	DUCT , air intake, Starboard, assembly (For spares use 10-20 EC 9854A/ND) (Mod. 571)						1	—	—	MF7
16417	10-20 EC 9854A/ND	DUCT , air intake, Starboard, assembly (Spares condition)						1	—	P	
1059	DHS.891	FASTENER , toggle, assembly						5	—	P	MF7 MF8
7803	DHS.893	ARM						1	—	C	MF8
1060	DHS.892	HOOK						1	—	C	MF8
28M/1011475	A27/EP	NUT , 1/4" BSF						1	—	C	
26DV/2051	DHS.424	PEG , swivel tube retaining						1	—	C	MF8
1062	DHS.898	PIN , spring anchor						1	—	C	MF8
1061	DHS.896	SPRING						1	—	C	MF8
1063	DHS.894	SWIVEL						1	—	C	MF8
1064	DHS.897	TUBE , swivel						1	—	C	MF8
		Attachments for DHS.891, Fastener:—									
1065	10-20 EC 4683	Pin, shear						2	—	C	MF7
28P/19128	SP.90/E4	Pin, split (SP.9 E6)						2	—	C	
28W/9419455	SP.10/G	Washer						1	—	C	
1023	10-20 EC 1253	HINGE , Port						5	—	C	MF7
1024	10-20 EC 1254	HINGE , Starboard						5	—	C	MF7
		Attachments for 10-20 EC 1253 or 10-20 EC 1254, Hinge:—									
28D/7002413	A25/14E	Bolt, 1/2" BSF						2	—	C	
28M/1011475	A27/EP	Nut, 1/2" BSF						2	—	C	
28W/9419405	SP.15/E	Washer						2	—	C	
	—	OUTLET , air bleed, Starboard, group (Drg. No. 10-20 EC 1327A)						1	—	—	MF7 MF8
	10-20 EC 4035ND	CHANNEL , seal retaining, at forward edge of air bleed cut-out (Make from standard section J.1046, Ref. No. 26FY 1050)						1	—	LM	MF8
	10-20 EC 4033ND	CHANNEL , seal retaining, at lower edge of air bleed cut-out (Make from standard section J.1046, Ref. No. 26FY.1050)						1	—	LM	MF8
	10-20 EC 4037ND	CHANNEL , seal retaining, at upper edge of air bleed cut-out (Make from standard section J.1046, Ref. No. 26FY.1050)						1	—	LM	MF8

**POWER INSTALLATION
ENGINE COWLINGS, TOP**

Ref. No.	Part No.	Description	No. off	Material Specification	Class of Store or L.M.	Place No.
1049	10-20 EC 2991A	PLATE , cover, assembly	1	—	C	MF8
		Spares for :—				
	10-20 EC 5787ND	CHANNEL , seal retaining (Make from standard section J.1046, Ref. No. 26FY/1050)	1	—	LM	MF8
	10-20 EC 2997ND	SEAL (Make from Q section extruded silicone tape, supplied by Bell's Asbestos and Engineering Co.)	1	—	LM	MF8
		Attachments for 10-20 EC 2991A, Plate :—				
28D/1007975	AS.1242/1C	Bolt, 2 BA	4	—	C	
28D/1007982	AS.1248/1C	Bolt, 2 BA	3	—	C	
	10-20 EC 14039ND	PLATE , reinforcing, 18 SWG	1	L.72	LM	MF8
	10-20 EC 14041ND	PLATE , reinforcing, 18 SWG	1	L.72	LM	
	10-20 EC 4041ND	SEAL , at forward edge of air bleed cut-out (Make from Q section extruded silicone tape, supplied by Bell's Asbestos and Engineering Co.)	1	—	LM	MF8
	10-20 EC 4039ND	SEAL , at lower edge of air bleed cut-out (Make from Q section extruded silicone tape, supplied by Bell's Asbestos and Engineering Co.)	1	—	LM	MF8
	10-20 EC 4043ND	SEAL , at upper edge of air bleed cut-out (Make from Q section extruded silicone tape, supplied by Bell's Asbestos and Engineering Co.)	1	—	LM	MF8
1056	10-20 EC 5369	PLATE , reinforcing, for aft intermediate toggle fastener bearing, front and rear	2	—	C	MF7
1055	10-20 EC 5367	PLATE , reinforcing, for centre toggle fastener bearing, front and rear, and aft toggle fastener bearing front	3	—	C	MF7
1052	10-20 EC 5365	PLATE , reinforcing, for forward intermediate toggle fastener bearing, front and rear Port, and front Starboard	3	—	C	MF7
1051	10-20 EC 5363	PLATE , reinforcing, for forward toggle fastener bearing, front and rear	2	—	C	MF7
1057	10-20 EC 5371	PLATE , reinforcing, rear, for aft toggle fastener bearing	1	—	C	MF7
1054	10-20 EC 4615	PLATE , reinforcing, rear, for forward intermediate toggle fastener bearing, Starboard	1	—	C	MF7
	10-20 EC 9091ND	SKIN , Port... ..	1	L.73	—	MF7
	10-20 EC 9092ND	SKIN , Starboard	1	L.73	—	MF7
	10-20 EC 4537A	STOP , toggle adjustment, assembly	1	—	—	MF7
28M/1007403	A27/ET	NUT , 1/4" BSF	1	—	C	
1058	10-20 EC 4539	NUT , anchor, special	1	—	C	MF7
28S/9435785	AS.2991/10E	SCREW , 1/4" BSF	1	—	C	
	10-20 EC 1329ND	TUBE , distance, across toggle fastener aperture, 1/4" o/d x 22 SWG x 1" .25 long	5	T.26	LM	MF7
		Attachments for 10-20 EC 1329ND, Tube :—				
28D/9140647	A25/14C	Bolt, 2 BA	1	—	C	
28M/9403520	A27/CP	Nut, 2 BA	1	—	C	
28W/9419475	SP.15/C	Washer	1	—	C	

POWER INSTALLATION
ENGINE COWLINGS, TOP

Ref. No.	Part No.	Description	No. off	Material Specification	Class of Store or LM	Place No.
17171	10-20 EC 10103A	TUBE , stay, cowling support, assembly ... (Mod. 913) Spares for :—	1	—	C	MF7
10098	4 FS 5097	FORK-END	1	—	C	MF7
26FN/1823	4 FS 5095	LINK	1	—	C	MF7
		Attachments for 4 FS 5095, Link :—				
28P/830	SP.4Y/B4	Pin, shackle	1	—	C	
28P/9486478	SP.90/C3	Pin, split (SP.9/C6)	1	—	C	
28VV/9419475	SP.15/C	Washer	1	—	C	
2451	4 FS 5101	STUD , at free end of stay tube	1	—	C	MF7
1068	10 FS 4101	STUD , at fixed end of stay tube	1	—	C	MF7
		Attachments for 10 FS 4101, Stud :—				
28M/1011467	A27/ES	Nut, 1/2" BSF	1	—	C	
28P/9527619	SP.90/C7	Pin, split (SP.9/C8)	1	—	C	
28VV/9418921	SP.13/E	Washer	1	—	C	
		Attachments for 10-20 EC 4485A/1 or 10-20 EC 4487A/1, Cowling :—				
20807	10-20 EC 8295A	Chain, retaining, "Pip" Pins, assembly	5	—	C	MF7
29H/4114	—	Chain, chandelier, 8"-0 long	QR	—	C	
29H/	—	Ring, split, 3/8" dia.	2	St. Steel	—	
12026	DHS.180 Mk. 1/Z AVDEL LTD.	Tag, chain, 22 SWG	1	—	C	MF7
28FP/766	5134/512	Pin, "Pip," quick release, with handle	5	—	C	
158	S10-20 WC 23	COWLING , door, top, outboard, forward of front firewall, Port (Special spares assembly) (0"-2 trim allowance) (For a/c serial Nos. XJ474 to XJ493)	1	—	P	MF9
46	S10-20 WC 3	COWLING , door, top, outboard, forward of front firewall, Port (Special spares assembly) (For a/c serial No. XJ494 and subsequent)	1	—	P	MF9
159	S10-20 WC 24	COWLING , door, top, outboard, forward of front firewall, Starboard (Special spares assembly) (0"-2 trim allowance) (For a/c serial Nos. XJ474 to XJ493)	1	—	P	MF9
47	S10-20 WC 4	COWLING , door, top, outboard, forward of front firewall, Starboard (Special spares assembly) (For a/c serial No. XJ494 and subsequent)	1	—	P	MF9
	10-20 WC 8737A/1	COWLING , door, top, outboard, forward of front firewall, Port, assembly (Pre Mod. 929)	1	—	—	MF9
	10-20 WC 8738A/1	COWLING , door, top, outboard, forward of front firewall, Starboard, assembly (Pre Mod. 929)	1	—	—	MF9
	10-20 WC 30377A	COWLING , door, top, outboard, forward of front firewall, Port, assembly (Mod. 929)	1	—	—	MF9
	10-20 WC 30378A	COWLING , door, top, outboard, forward of front firewall, Starboard, assembly (Mod. 929)	1	—	—	MF9
		Spares for :—				
1128	10-20 WC 8897	BEARING , aft toggle fastener	2	—	C	MF9
1127	10-20 WC 8895	BEARING , forward toggle fastener	2	—	C	MF9

**POWER INSTALLATION
ENGINE COWLINGS, TOP**

Ref. No.	Part No.	Description	No. off	Material Specification	Class of Store or L.M	Place No.
	—	BOLT , door and housing, group	2	—	—	
	10-20 WC 7213ND	BLOCK , stop, for aft door bolt	1	LFS.21 or 23	LM	MF9
	10-20 WC 4999ND	BLOCK , stop, for forward door bolt	1	LFS.21 or 23	LM	MF9
		Attachments for 10-20 WC 7213ND or 10-20 WC 4999ND, Block :—				
28D/9133013	A25/SC	Bolt, 2 BA	3	—	C	
28M/9403520	A27/CP	Nut, 2 BA	3	—	C	
13799	10-20 WC 28361A	BOLT , door, aft, assembly	1	—	C	MF9
12157	10-20 WC 26653A	BOLT , door, forward, assembly	1	—	C	MF9
		Spares for :—				
	10-20 WC 3853	KNOB	1	S.96	—	MF9
1122	10-20 WC 3843	HOUSING , door bolt	2	—	C	MF9
		Attachments for 10-20 WC 3843, Housing :—				
28D/1215527	AS.4563/2E	Bolt, 1/2" BSF	2	—	C	
1123	DHS.201/2E	Bolt, 1/2" BSF	4	—	C	MF9
26DV/7310	DHS.202/E	Nut, 1/2" BSF	4	—	C	MF9
28M/13376	A29/EP	Nut, 1/2" BSF	2	—	C	
28VV/9419405	SP.15/E	Washer	6	—	C	
6726	10-20 WC 23249	BRACKET , hinge	2	—	C	MF9
		Attachments for 10-20 WC 23249, Bracket :—				
2238	DHS.901/4E	Bolt, 1/2" BSF	2	—	C	MF9
28M/10320	AGS.2002/E/3	Nut, 1/2" BSF	2	—	C	
28VV/9419487	SP.16/E	Washer	2	—	C	
26DL/2450	3 EC 285A	BRACKET , spring housing, at toggle fastener	2	—	C	MF9
	10-20 WC 7075A	DOOR , toggle fastener access, aft, assembly (For spares use 10-20 WC 25439A/ND)	1	—	—	MF9
1126	10-20 WC 25439A/ND	DOOR , toggle fastener access, aft, assembly (Spares condition)	1	—	C	
	10-20 WC 7069A	DOOR , toggle fastener access, forward, assembly (For spares use 10-20 WC 25437A/ND)	1	—	—	MF9
1125	10-20 WC 25437A/ND	DOOR , toggle fastener access, forward, assembly (Spares condition)	1	—	C	
		Spares for :—				
28FP/253	DZUS FA.5/40/2/DS	FASTENER	1	—	C	
28FP/295	DZUS GF.5/175	GROMMET	1	—	C	
	10-20 WC 7081A	HINGE , assembly (For spares use 10-20 WC 25449A/ND)	1	—	—	MF9
8555	10-20 WC 25449A/ND	HINGE , assembly (Spares condition)	1	—	C	
		Attachments for 10-20 WC 7081A, Hinge :—				
28D/1007973	AS.1242/2B	Bolt, 4 BA	2	—	C	
28M/9403519	A27/BP	Nut, 4 BA	2	—	C	
26DV/9753	DHS.460	FASTENER , toggle, assembly	2	—	C	MF6
		Spares for :—				
26DV/10162	DHS.463	ARM	1	—	C	MF6
26DV/2045	DHS.427	HOOK	1	—	C	MF6
28M/1011475	A27/EP	NUT , 1/2" BSF	1	—	C	
26DV/2051	DHS.424	PEG , tube retaining	1	—	C	MF6
26DV/2053	DHS.423	PIN , spring anchor	1	—	C	MF6
26DV/9515	DHS.462	PIN , swivel	1	—	C	MF6
26DV/2050	DHS.426	SPRING	1	—	C	MF6
1112	DHS.461	SWIVEL	1	—	C	MF6
		Attachments for DHS.460, Fastener :—				
28P/862	SP.4Y/D4	Pin, shackle	2	—	C	
28P/9527619	SP.90/C7	Pin, split (SP.9/C8)	2	—	C	

**POWER INSTALLATION
ENGINE COWLINGS, TOP**

Ref. No.	Part No.	Description	No. off	Material Specification	Class of Store or L.M	Plate No.
1129	10-20 WC 11291	PIN , shackle, special, at door fasteners ...	2	—	C	MF9
28P/9527619	SP.90/C7	Attachments for 10-20 WC 11291, Pin :— Pin, split. (SP.9/C8) ...	1	—	C	
—	—	STOP , toggle fastener, adjustment, group ...	1	—	—	
1108	10-20 WC 8773	BLOCK , for stop screw ...	2	—	C	MF9
28M/1007403	A27/ET	NUT , 1/4" BSF ...	2	—	C	
28S/9435785	AS.2991/10E	SCREW , 1/4" BSF ...	2	—	C	
136	S10-20 EC 33	COWLING , door, top, rear outboard, Port (Special spares assembly c/w attachments) (0"2 trim allowance) (For a/c serial Nos. XJ474 to XJ493)	1	—	P	MF10
32	S10-20 EC 7	COWLING , door, top, rear outboard, Port (Special spares assembly c/w attachments) (For a/c serial No. XJ494 and subsequent)	1	—	P	MF10
137	S10-20 EC 34	COWLING , door, top, rear outboard, Starboard (Special spares assembly c/w attachments) (0"2 trim allowance) (For a/c serial Nos. XJ474 to XJ493)	1	—	P	MF10
33	S10-20 EC 8	COWLING , door, top, rear, outboard, Starboard, (Special spares assembly c/w attachments) (For a/c serial No. XJ494 and subsequent)	1	—	P	MF10
—	10-20 EC 9551A	COWLING , door, top, rear, outboard, Port, assembly (Mod. 466)	1	—	—	MF10
—	10-20 EC 9552A	COWLING , door, top, rear outboard, Starboard, assembly (Mod. 466) Spares for :—	1	—	—	MF10
1039	10-20 EC 5381	BEARING , flanged, toggle fastener, aft and forward at frame No. 1, Port	2	—	C	MF10
1040	10-20 EC 5382	BEARING , flanged, toggle fastener, aft and forward at frame No. 1, Starboard	2	—	C	MF10
1176	10-20 EC 5394	BEARING , flanged, toggle fastener, aft, at frame No. 2, Port	1	—	C	MF10
1177	10-20 EC 5393	BEARING , flanged, toggle fastener, aft, at frame No. 2, Starboard	1	—	C	MF10
1180	10-20 EC 5396	BEARING , flanged, toggle fastener, aft, at frame No. 4, Port	1	—	C	MF10
1181	10-20 EC 5395	BEARING , flanged, toggle fastener, aft, at frame No. 4, Starboard	1	—	C	MF10
1037	10-20 EC 5384	BEARING , flanged, toggle fastener, forward at frame No. 2, Port, and aft at frame No. 3, Port	2	—	C	MF10
1035	10-20 EC 5383	BEARING , flanged, toggle fastener, forward at frame No. 2, Starboard, and aft at frame No. 3, Starboard	2	—	C	MF10
1178	10-20 EC 5392	BEARING , flanged, toggle fastener, forward at frame No. 3, Port, aft at frame No. 5, Port, and forward at frame No. 5, Starboard	3	—	C	MF10
1179	10-20 EC 5391	BEARING , flanged, toggle fastener, forward at frame No. 3, Starboard, forward at frame No. 5 Port, and aft at frame No. 5, Starboard	3	—	C	MF10
1041	10-20 EC 5385	BEARING , flanged, toggle fastener, forward at frame No. 4, Port	1	—	C	MF10

**POWER INSTALLATION
ENGINE COWLINGS, TOP**

Ref. No.	Part No.	Description	No. off	Material Specification	Class of Store or L.M	Plate No.
1046	10-20 EC 5386	BEARING , flanged, toggle fastener, forward at frame No. 4, Starboard	1	S.92	C	MF10
1182	10-20 EC 5397	BEARING , flanged, toggle fastener, forward and aft at frame No. 6	1	S.92	C	MF10
28E/5452	AGS.895/1	CLIP , stay tube stowage, at frame No. 5	1	—	C	
	10-20 EC 1741A	DOOR , toggle fastener, at frame No. 1, Port, assembly (For spares use 10-20 EC 8949A,ND)	1	—	—	MF10
1157	10-20 EC 8949A/ND	DOOR , toggle fastener, at frame No. 1, Port, assembly (Spares condition)	1	—	C	
	10-20 EC 1742A	DOOR , toggle fastener, at frame No. 1, Starboard, assembly (For spares use 10-20 EC 8950A,ND)	1	—	—	MF10
1158	10-20 EC 8950A/ND	DOOR , toggle fastener, at frame No. 1, Starboard, assembly (Spares condition)	1	—	C	
	10-20 EC 1743A	DOOR , toggle fastener, at frame No. 2, Port, assembly (For spares use 10-20 EC 9267A/ND)	1	—	—	MF10
11140	10-20 EC 9267A/ND	DOOR , toggle fastener, at frame No. 2, Port, assembly (Spares condition)	1	—	C	
	10-20 EC 1744A	DOOR , toggle fastener, at frame No. 2, Starboard, assembly (For spares use 10-20 EC 9268A/ND)	1	—	—	MF10
11141	10-20 EC 9268A/ND	DOOR , toggle fastener, at frame No. 2, Starboard, assembly (Spares condition)	1	—	C	
	10-20 EC 1745A	DOOR , toggle fastener, at frame No. 3, Port, assembly (For spares use 10-20 EC 8975A/ND)	1	—	—	MF10
1161	10-20 EC 8975A/ND	DOOR , toggle fastener, at frame No. 3, Port, assembly (Spares condition)	1	—	C	
	10-20 EC 1746A	DOOR , toggle fastener, at frame No. 3, Starboard, assembly (For spares use 10-20 EC 8976A,ND)	1	—	—	MF10
1162	10-20 EC 8976A/ND	DOOR , toggle fastener, at frame No. 3, Starboard, assembly (Spares condition)	1	—	C	
	10-20 EC 1747A	DOOR , toggle fastener, at frame No. 4, Port, assembly (For spares use 10-20 EC 8977A/ND)	1	—	—	MF10
1163	10-20 EC 8977A/ND	DOOR , toggle fastener, at frame No. 4, Port, assembly (Spares condition)	1	—	C	
	10-20 EC 1748A	DOOR , toggle fastener, at frame No. 4, Starboard, assembly (For spares use 10-20 EC 8978A/ND)	1	—	—	MF10
1164	10-20 EC 8978A/ND	DOOR , toggle fastener, at frame No. 4, Starboard, assembly (Spares condition)	1	—	C	
	10-20 EC 1749A	DOOR , toggle fastener, at frame No. 5, Port, assembly (For spares use 10-20 EC 8979A/ND)	1	—	—	MF10
1165	10-20 EC 8979A/ND	DOOR , toggle fastener, at frame No. 5, Port, assembly (Spares condition)	1	—	C	
	10-20 EC 1750A	DOOR , toggle fastener, at frame No. 5, Starboard, assembly (For spares use 10-20 EC 8980A,ND)	1	—	—	MF10
1166	10-20 EC 8980A/ND	DOOR , toggle fastener, at frame No. 5, Starboard assembly (Spares condition)	1	—	C	
		Spares for :—				
28FP/802	DZUS EF.5/35A/DS	FASTENER	1	—	C	MF10
	10-20 EC 1875A	HINGE , assembly (For spares use 10-20 EC 9099A, ND)	1	—	—	MF10
10193	10-20 EC 9099A/ND	HINGE , assembly (Spares condition)	1	—	C	

**POWER INSTALLATION
ENGINE COWLINGS, TOP**

Ref. No.	Part No.	Description	No. off	Material Specification	Class of Score or L.M.	Plate No.
	10-20 EC 1751A	DOOR , toggle fastener, at frame No. 6, Port, assembly (For spares use 10-20 EC 8981A/ND)	1	—	—	MF10
1167	10-20 EC 8981A/ND	DOOR , toggle fastener, at frame No. 6, Port, assembly (Spares condition)	1	—	C	
	10-20 EC 1752A	DOOR , toggle fastener, at frame No. 6, Starboard, assembly (For spares use 10-20 EC 8982A/ND)	1	—	—	MF10
1168	10-20 EC 8982A/ND	DOOR , toggle fastener, at frame No. 6, Starboard, assembly (Spares condition)	1	—	C	
28FP/802	DZUS EF.5/35A/DS	FASTENER	1	—	C	MF10
	10-20 EC 1929A	HINGE , Port, assembly (For spares use 10-20 EC 9103A/ND)	1	—	—	MF10
10194	10-20 EC 9103A/ND	HINGE , Port, assembly (Spares condition)	1	—	C	
	10-20 EC 1930A	HINGE , Starboard, assembly (For spares use 10-20 EC 9104A/ND)	1	—	—	MF10
10195	10-20 EC 9104A/ND	HINGE , Starboard, assembly (Spares condition)	1	—	C	
	10-20 EC 9681A	DUCT , air intake, outboard, aft of rear firewall, assembly (For spares use 10-20 EC 9855A/ND) (Mod. 571)	2	—	—	MF10
16418	10-20 EC 9855A/ND	DUCT , air intake, outboard, aft of rear firewall, assembly (Spares condition)	2	—	C	
14652	10-20 EC 9557A	DUCT , rear bearing cooling outlet (Mod. 466) (Pre Mod. 688)	1	—	C	MF10
		Attachments for 10-20 EC 9557A, Duct :—				
28D/9744	AS.1248/2B	Bolt, 4 BA	8	—	C	
28M/10287	AGS.2001/B/1	Nut, 4 BA	8	—	C	
28W/9419465	SP.13/B	Washer	8	—	C	
	9132	FASTENER , toggle, assembly	6	—	P	MF8
	7803	ARM	1	DTD.666	C	MF8
	1060	HOOK	1	S.96	C	MF8
28M/12928	A27/EP	NUT , 1/4" BSF	1	—	C	
26DV/2051	DHS.424	PEG , swivel tube retaining	1	S.1	C	MF8
	1062	PIN , spring anchor	1	S.1	C	MF8
	9133	ROD , extension	1	S.96	C	MF8
	1061	SPRING	1	—	C	MF8
	1063	SWIVEL	1	S.1 or S.6	C	MF8
	1064	TUBE , swivel	1	S.80	C	MF8
		Attachments for DHS.1090, Fastener :—				
	1065	Pin, shear	2	—	C	MF7
28P/12262	SP.9/E6	Pin, split	2	—	C	
28W/9419455	SP.10/G	Washer	2	—	C	
	1023	HINGE , at frames Nos. 1, 2, 4, 5 and 6, Port	5	L.65	C	MF10
	1024	HINGE , at frames Nos. 1, 2, 4, 5 and 6, Starboard	5	L.65	C	MF10
		Attachments for 10-20 EC 1253 or 10-20 EC 1254, Hinge :—				
28D/12546	A25/14E	Bolt, 1/4" BSF	2	—	C	
28M/12928	A27/EP	Nut, 1/4" BSF	2	—	C	
28W/9419405	SP.15/E	Washer	2	—	C	

**POWER INSTALLATION
ENGINE COWLINGS, TOP**

Ref. No.	Part No.	Description	No. off	Material Specification	Class of Store or L.M.	Plate No.
14653	10-20 EC 9555	HINGE , at frame No. 3, Port	1	DTD.5024	C	MF10
14654	10-20 EC 9556	HINGE , at frame No. 3, Starboard	1	DTD.5024	C	MF10
		Attachments for 10-20 EC 9555 or 10-20 EC 9556. Hinge :—				
28D/12547	A25/15E	Bolt, 1/4" BSF	2	—	C	
28M/12928	A27/EP	Nut, 1/4" BSF	2	—	C	
16262	DHS.783/6/18	Washer, 18 SWG	2	L.72	C	MF10
	10-20 EC 8321ND	MEMBER , edge, outboard, Port, 20 SWG ...	1	L.72	—	MF10
	10-20 EC 8322ND	MEMBER , edge, outboard, Starboard, 20 SWG	1	L.72	—	MF10
	10-20 EC 9571	OUTLET , rear bearing, cooling, frame No. 3, Port (For spares use 10-20 EC 10001/ND)	1	L.35	—	MF10
15465	10-20 EC 10001ND	OUTLET , Port (Spares condition)	1	L.35	C	
	10-20 EC 9572	OUTLET , rear bearing, cooling, frame No. 3, Starboard (For spares use 10-20 EC 10002ND)	1	L.35	—	MF10
15466	10-20 EC 10002ND	OUTLET , Starboard (Spares condition) ...	1	L.35	C	
1051	10-20 EC 5363	PLATE , bearing, toggle fastener, at frame No. 1, forward and aft	2	L.73	C	MF10
1172	10-20 EC 5375	PLATE , bearing, toggle fastener, at frame No. 2, aft	1	L.73	C	MF10
1052	10-20 EC 5365	PLATE , bearing, toggle fastener, at frame No. 2, forward, and frame No. 3, aft	2	L.73	C	MF10
1173	10-20 EC 5373	PLATE , bearing, toggle fastener, at frame No. 3, forward, and frame No. 5 forward and aft	3	L.73	C	MF10
1174	10-20 EC 5377	PLATE , bearing, toggle fastener, at frame No. 4, aft	1	L.73	C	MF10
1055	10-20 EC 5367	PLATE , bearing, toggle fastener, at frame No. 4, forward	1	L.73	C	MF10
1175	10-20 EC 5379	PLATE , bearing, toggle fastener, at frame No. 6, forward and aft	2	L.73	C	MF10
	10-20 Z 22229ND	PLATE , blanking, rear bearing cooling outlet, L.H. 18 SWG, (Mod. 688) (Special Order Only—Required for Mod. 466 A/C. with engines not embodying Avon Mod. 1761)	1	L.72	LM	MF10
		Attachments for 10-20 Z 22229ND, Plate :—				
28D/9744	AS.1248/2B	Bolt, 4 BA	8	—	C	
28M/10287	AGS.2001/B/1	Nut, 4 BA	8	—	C	
28W/9419465	SP.13/B	Washer	8	—	C	
	10-20 Z 22230ND	PLATE , blanking, rear bearing cooling outlet, R.H. 18 SWG, (Mod. 688) (Special Order Only—Required for Mod. 466 A/C. with engines not embodying Avon Mod. 1761)	1	L.72	LM	MF10
		Attachments for 10-20 Z 22230ND, Plate :—				
28D/9744	AS.1248/2B	Bolt, 4 BA	8	—	C	
28M/10287	AGS.2001/B/1	Nut, 4 BA	8	—	C	
28W/9419465	SP.13/B	Washer	8	—	C	

**POWER INSTALLATION
ENGINE COWLINGS, TOP**

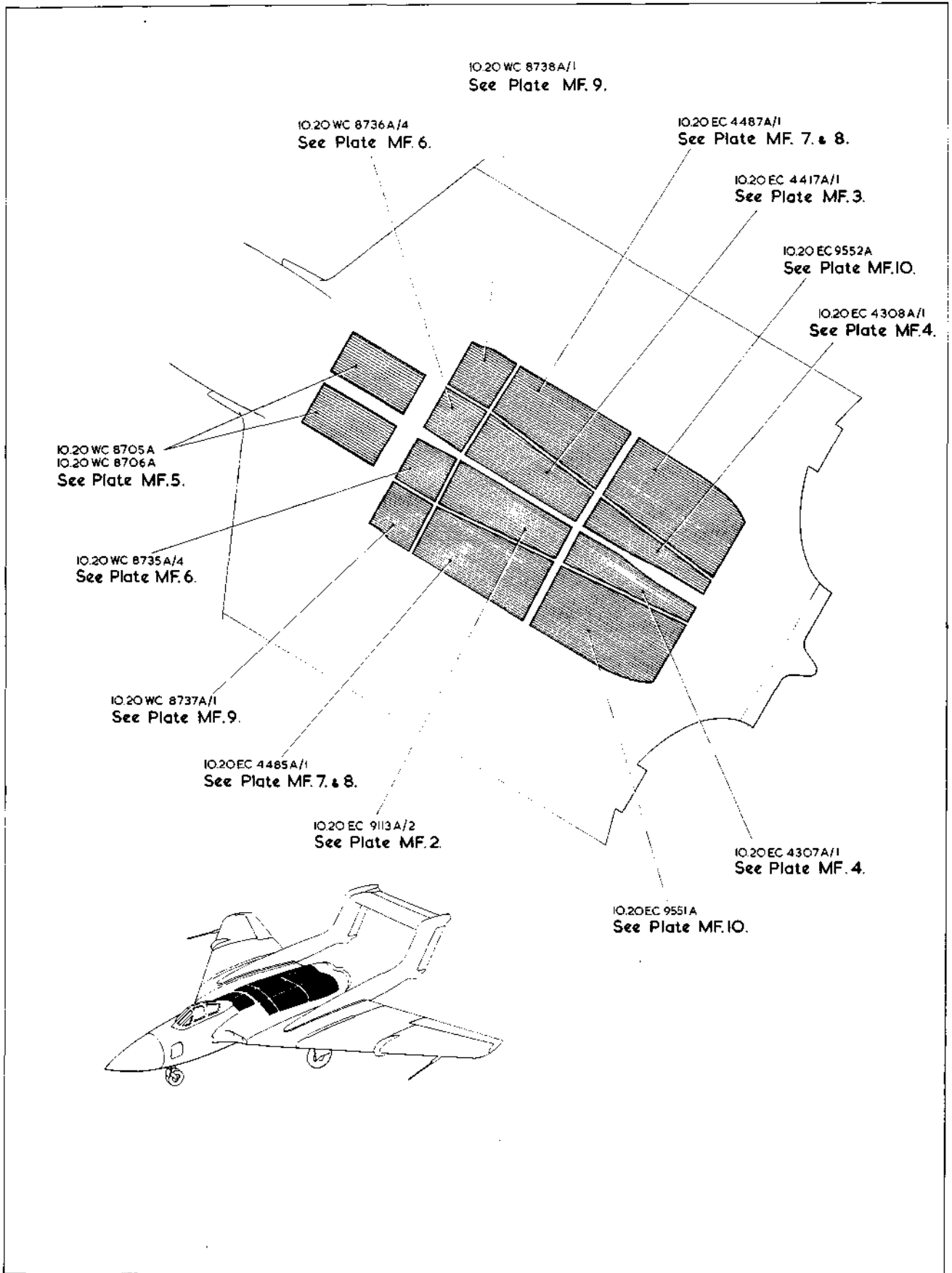
Ref. No.	Part No.	Description	1 2 3 4 5 6						No. off	Material Specification	Class of Score or L.M.	Plate No.
	10-20 EC 4595ND	PLATE , mounting, toggle fastener stop, at frame No. 1 (Make from 10-20 EC 4583 Ref. No. 1169)							1	—	LM	MF10
	10-20 EC 4597ND	PLATE , mounting, toggle fastener stop, at frame No. 2 (Make from 10-20 EC 4583 Ref. No. 1169)							1	—	LM	MF10
	10-20 EC 4599ND	PLATE , mounting, toggle fastener stop, at frame No. 3 (Make from 10-20 EC 4583 Ref. No. 1169)							1	—	LM	MF10
	10-20 EC 4601ND	PLATE , mounting, toggle fastener stop, at frame No. 4 (Make from 10-20 EC 4583 Ref. No. 1169)							1	—	LM	MF10
	10-20 EC 4603ND	PLATE , mounting, toggle fastener stop, at frame No. 5 (Make from 10-20 EC 4583 Ref. No. 1169)							1	—	LM	MF10
	10-20 EC 4605ND	PLATE , mounting, toggle fastener stop, at frame No. 6 (Make from 10-20 EC 4583 Ref. No. 1169)							1	—	LM	MF10
		Attachments for 10-20 EC 4595ND, 10-20 EC 4597ND, 10-20 EC 4599ND, 10-20 EC 4601ND, 10-20 EC 4603ND or 10-20 EC 4605ND, Plate :—										
28D/9436920	A25/1C	Bolt, 2 BA							4	—	C	
28M/9403520	A27/CP	Nut, 2 BA							4	—	C	
28W/9419475	SP.15/C	Washer							4	—	C	
	10-20 EC 1527ND	SKIN , inboard, Port, 20 SWG							1	L.73	—	MF10
	10-20 EC 1528ND	SKIN , inboard, Starboard, 20 SWG							1	L.73	—	MF10
	10-20 EC 8281ND	SKIN , outboard, Port, 20 SWG							1	L.73	—	MF10
	10-20 EC 8282ND	SKIN , outboard, Starboard, 20 SWG							1	L.73	—	MF10
14651	10-20 EC 9567	SPRING , rear bearing cooling duct (Pre Mod. 688)							4	DTD.215	C	MF10
	10-20 EC 4537A	STOP , toggle adjustment, assembly							6	—	—	MF10
28M/12931	A27/ET	NUT , 1/2" BSF							1	—	C	
1058	10-20 EC 4539	NUT , anchor							1	—	C	MF10
28S/9435785	AS.2991/10E	SCREW , 1/2" BSF							1	—	C	
	10-20 EC 8333ND	STRAP , butt, Port, 20 SWG							1	L.72	LM	MF10
	10-20 EC 8334ND	STRAP , butt, Starboard, 20 SWG							1	L.72	LM	MF10
	10-20 EC 1329ND	TUBE , distance, across toggle fastener aperture, 1/2" o/d x 1"25 long x 22 SWG							6	T.26	LM	MF10
		Attachments for 10-20 EC 1329ND, Tube :—										
28D/12537	A25/14C	Bolt, 2 BA							1	—	C	
28M/9403520	A27/CP	Nut, 2 BA							1	—	C	
28W/9419475	SP.15/C	Washer							2	—	C	
1066	10-20 EC 4145A	TUBE , stay, cowling support, assembly Spares for :—							1	—	C	MF10
10098	4 FS 5097	FORK-END							1	—	C	MF10
26FN/1823	4 FS 5095	LINK							1	L.1	C	MF10
		Attachments for 4 FS 5095, Link :—										
28P/830	SP.4Y/B4	Pin, shackle							1	—	C	
28P/12431	SP.9/C6	Pin, split							1	—	C	
28W/9419475	SP.15/C	Washer							1	—	C	

**POWER INSTALLATION
ENGINE COWLINGS, TOP**

Ref. No.	Part No.	Description	No. off	Material Specification	Class of Score or L.M	Place No.
2451	4 FS 5101	STUD , at free end of stay tube	1	—	C	MF10
1068	10 FS 4101	STUD , at fixed end of stay tube	1	—	C	MF10
		Attachments for 10 FS 4101, Stud :—				
28M/1011467	A27/ES	Nut, 1/8" BSF	1	—	C	
28P/9527619	SP.90/C7	Pin, split (SP.9/C8)	1	—	C	
28W/9418921	SP.13/E	Washer	1	—	C	
		Attachments for 10-20 EC 9551A or 10-20 EC 9552A, Cowling :—				
20807	10-20 EC 8295A	Chain, retaining, "Pip" pins, assembly	6	—	C	MF7
29H/4114	—	Chain, chandelier, 8"0 long	1	Brass	C	
29H/	—	Ring, split, 3/4" dia.	2	St. Stl.	—	
12026	DHS.180 Mk. 1/Z	Tag, chain, 22 SWG	1	—	C	MF7
	AVDEL LTD.					
28FP/766	5134/512	Pin, "Pip," quick release, with handle	6	—	C	MF7
	—					
		STRUTS , support, cowling doors, group	1	—	—	MF11
		(Drg. No. 10-20 EC 5227)				
1132	10-20 EC 5241	BLOCK , trunnion, secured to bracket on rib O, for inboard cowling doors, strut support	2	—	C	MF11
		Attachments for 10-20 EC 5241, Block :—				
28P/1013990	SP.4Y/H.25	Pin, shackle	1	—	C	
28P/9527619	SP.90/C7	Pin, split (SP.9/C8)	1	—	C	
28W/9419466	SP.13/J	Washer	1	—	C	
1133	10-20 EC 5237	BLOCK , trunnion, secured to bracket on rib O, for top, rear, inboard cowling door support strut	2	—	C	MF11
		Attachments for 10-20 EC 5237, Block :—				
28P/1013108	SP.4Y/F18	Pin, shackle, Starboard	2	—	C	
28P/19233	SP.90/E6	Pin, split (SP.9/E8)	1	—	C	
28W/9419403	SP.13/G	Washer	1	—	C	
2049	10-20 EC 5883A	STRUT , support, cowling door, inboard, between firewalls, Port, assembly	1	—	P	MF11
9159	10-20 EC 9037A	STRUT , support, cowling door, inboard between firewalls, Starboard, assembly	1	—	P	MF11
		Spares for :—				
10247	10-20 EC 5277	EYE-BOLT	1	—	C	MF11
2050	10-20 EC 5887	FORK-END	1	—	C	MF11
		Attachments for 10-20 EC 5887, Fork-end :—				
26FC/10543	DHS.94/8/120	Pin, ground steel, 3/4" dia.	3	—	C	MF11
28M/13641	A27/LT	NUT , 7/16" BSF	1	—	C	
10246	10-20 EC 5889	PLUG-END	1	—	C	MF11
		Attachments for 10-20 EC 5889, Plug-end :—				
26FC/10543	DHS.94/8/120	Pin, ground steel, 1/2" dia.	3	—	C	MF11
		Attachments for 10-20 EC 5883A or 10-20 EC 9037A, Strut :—				
28D/1011301	A25/8J	Bolt, 3/8" BSF	1	—	C	
28M/13273	A24/JP	Nut, 3/8" BSF	1	—	C	
28W/9419466	SP.13/J	Washer	2	—	C	

**POWER INSTALLATION
ENGINE COWLINGS, TOP**

Ref. No.	Part No.	Description	No. off	Material Specification	Class of Store or L.M	Plate No.
1134	10-20 EC 5231A	STRUT , support. cowling door, top, rear inboard, assembly Spares for :—	1	—	P	MF11
1135	10-20 EC 5311	EYE-BOLT	1	—	C	MF11
10796	10-20 EC 5315	FORK-END Attachments for 10-20 EC 5315, Fork-end :—	1	—	C	MF11
26DL/7356	DHS.94/6/115	Pin, ground steel. $\frac{3}{16}$ " dia.	3	—	C	MF11
28M/13028	A27/JT	NUT , $\frac{3}{8}$ " BSF	1	—	C	
10797	10-20 EC 5317	PLUG-END Attachments for 10-20 EC 5317, Plug-end :—	1	—	C	MF11
26DL/7356	DHS.94/6/115	Pin, ground steel. $\frac{3}{16}$ " dia.	3	—	C	MF11
28D/1019884	A25/9G	Bolt, $\frac{5}{16}$ " BSF	1	—	C	
28M/13272	A24/GP	Nut, $\frac{5}{16}$ " BSF	1	—	C	
28W/9419403	SP.13/G	Washer	1	—	C	

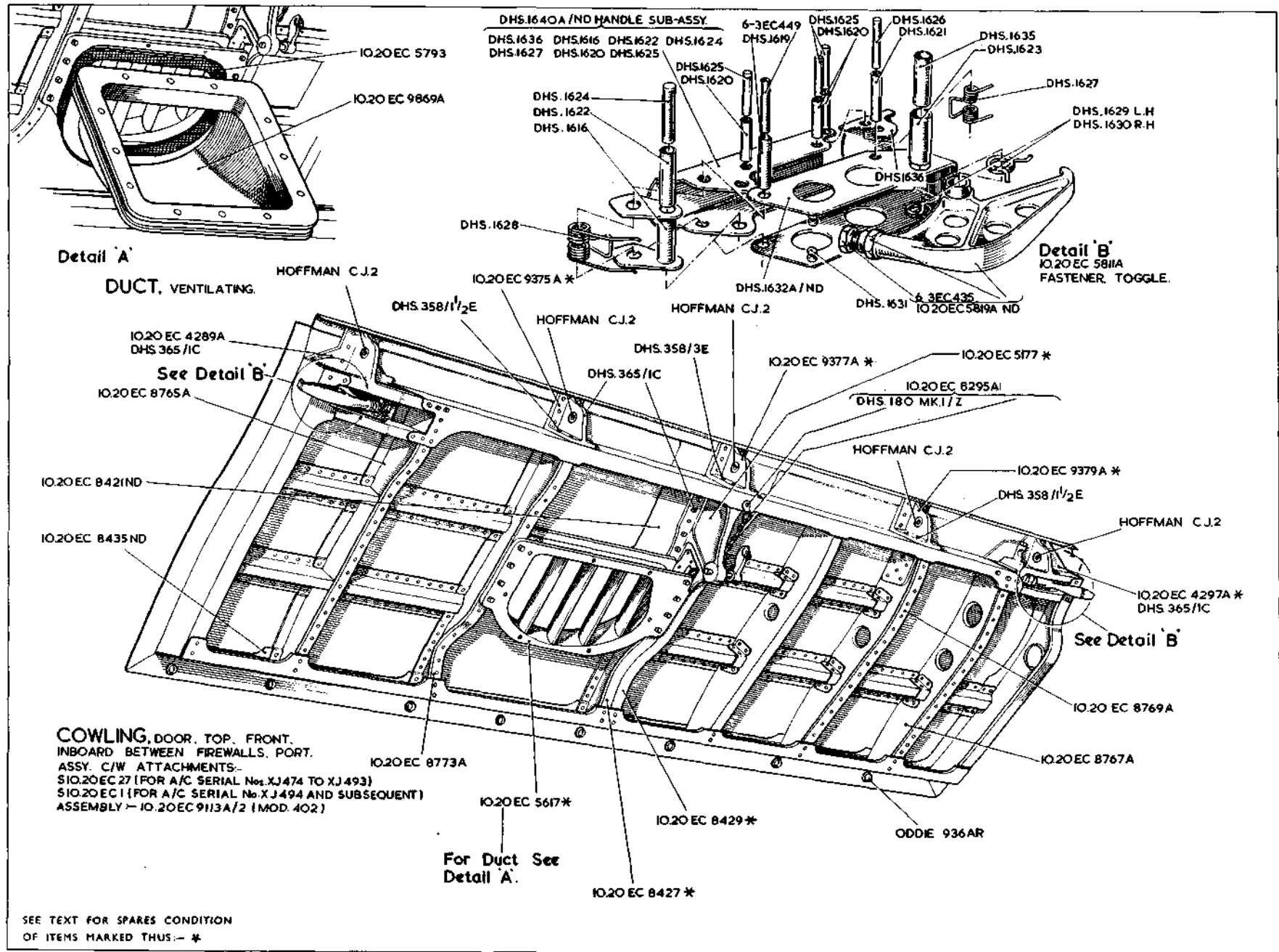


MF.1

POWER INSTALLATION

MF.1
[A.L.25]

ENGINE COWLING TOP



MF.2

POWER INSTALLATION
ENGINE COWLING TOP

MF.2
[AL.70]

RESTRICTED

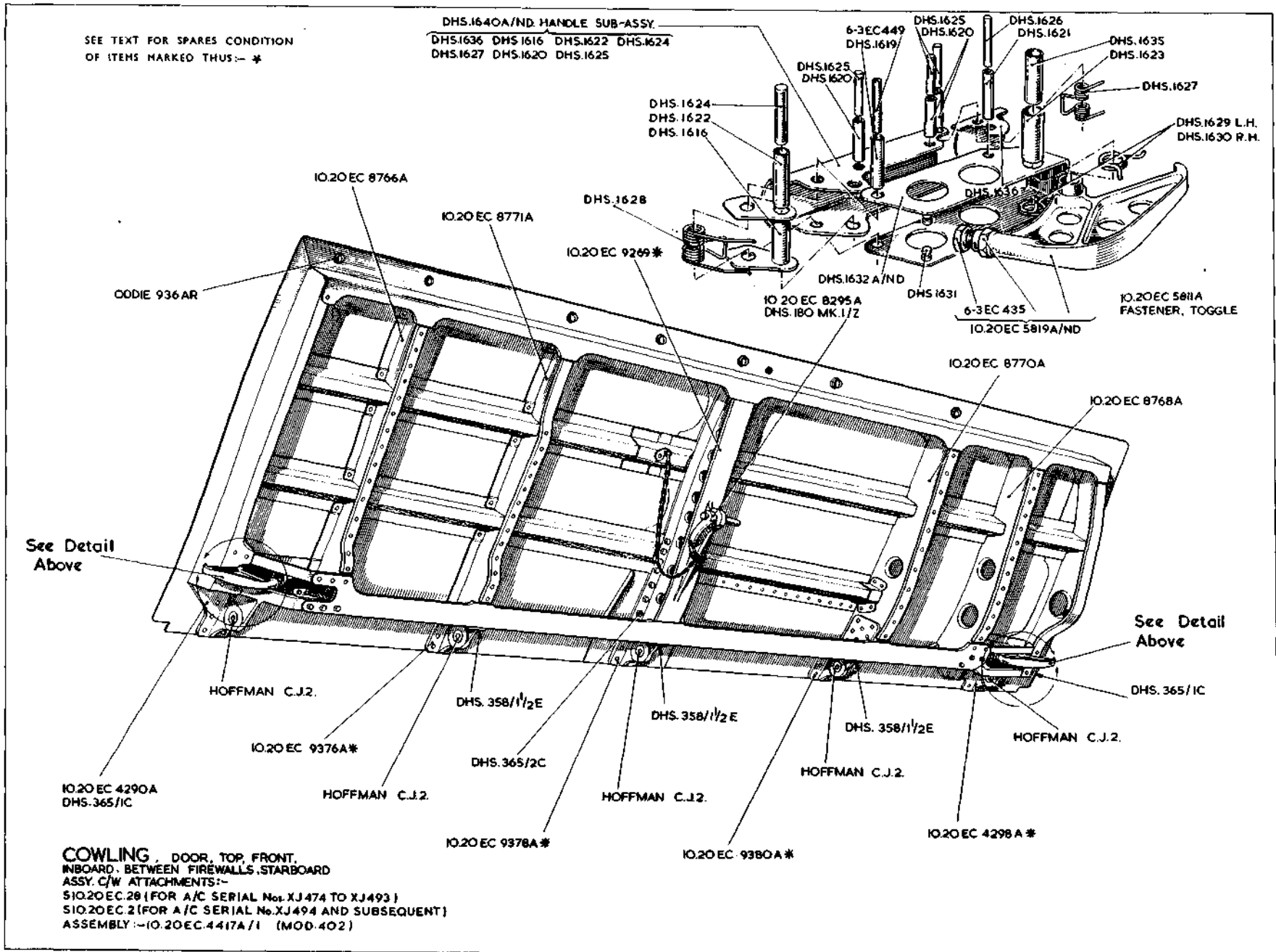
SEE TEXT FOR SPARES CONDITION
OF ITEMS MARKED THUS: - *

MF.3

POWER INSTALLATION ENGINE COWLING TOP

RESTRICTED

MF.3
[AL70.]



See Vixen Mk.1

RESTRICTED

Plate MF3

MF.5

POWER INSTALLATION

MF.5

[A.L.35]

SEE TEXT FOR SPARES CONDITION OF ITEMS MARKED THUS: *

HINGE, DOOR, TOGGLE FASTENER.

- *IO.20 WC 4009A FWD & CENTRE
- *IO.20 WC 4017A LH. AFT
- *IO.20 WC 4018A RH. AFT

DZUS

- EF5/55C/DS L.H.
- EF5/55C/DS R.H. (PRE MOD.685)
- EF5/55D/DS R.H. (MOD.685)

- DZUS
- EF5/55C/DS R.H. ONLY (PRE MOD 685)
- EF5/65D/DS R.H. ONLY (MOD.685)

DOOR, TOGGLE FASTENER.

- *IO.20 WC 8923 A L.H. AFT
- *IO.20 WC 8824 A R.H. AFT
- *IO.20 WC 3997A FWD & CENTRE

DZUS FA5/40/2/DS
GF 5/175

FASTENER, TOGGLE.
DHS.891

DHS.424

DHS.898

3EC 285A

DHS.892

DHS.893

DHS.894

DHS.897

DHS.896

DHS.180 MK 1/2

CORD, RETAINING, ASSEMBLY
IO.20 FS 16189A

IO.20 WC 8753A L.H.
IO.20 WC 8754A RH.

COWLING, DOOR, TOP.

INBOARD, BETWEEN SPARS.

ASSY. C/W ATTACHMENTS:

SIO.20 WC 5 L.H.

SIO.20 WC 6 R.H.

ASSEMBLY:

IO.20 WC 8705A L.H. (PRE MOD.685)

IO.20 WC 8706A RH. (PRE MOD.685)

IO.20 WC 29673A L.H. (MOD.685)

(PRE MOD.789)

IO.20 WC 29674A R.H. (MOD.685)

(PRE MOD.789)

IO.20 WC 30313A L.H. (MOD.789)

IO.20 WC 30314A R.H. (MOD.789)

IO.20 WC 10795 ND

- DZUS
- EF5/55C/DS RH ONLY (PRE MOD 685)
- EF5/60D/DS RH ONLY (MOD. 685)

IO.20 WC 8723 ND

IO WC 7739

4FS510I

IO.20 WC 8649 ND

IO.20 WC 8729A L.H.
IO.20 WC 8730A R.H.

4 FS 5097

4 FS 5095 LINK.

IOFS 410I STUD

FOR 21ST AND SUBSEQUENT A/c
SIO.20 WC 4.6.87 L.H.
SIO.20 WC 4.6.87 R.H.

30315A ML 56

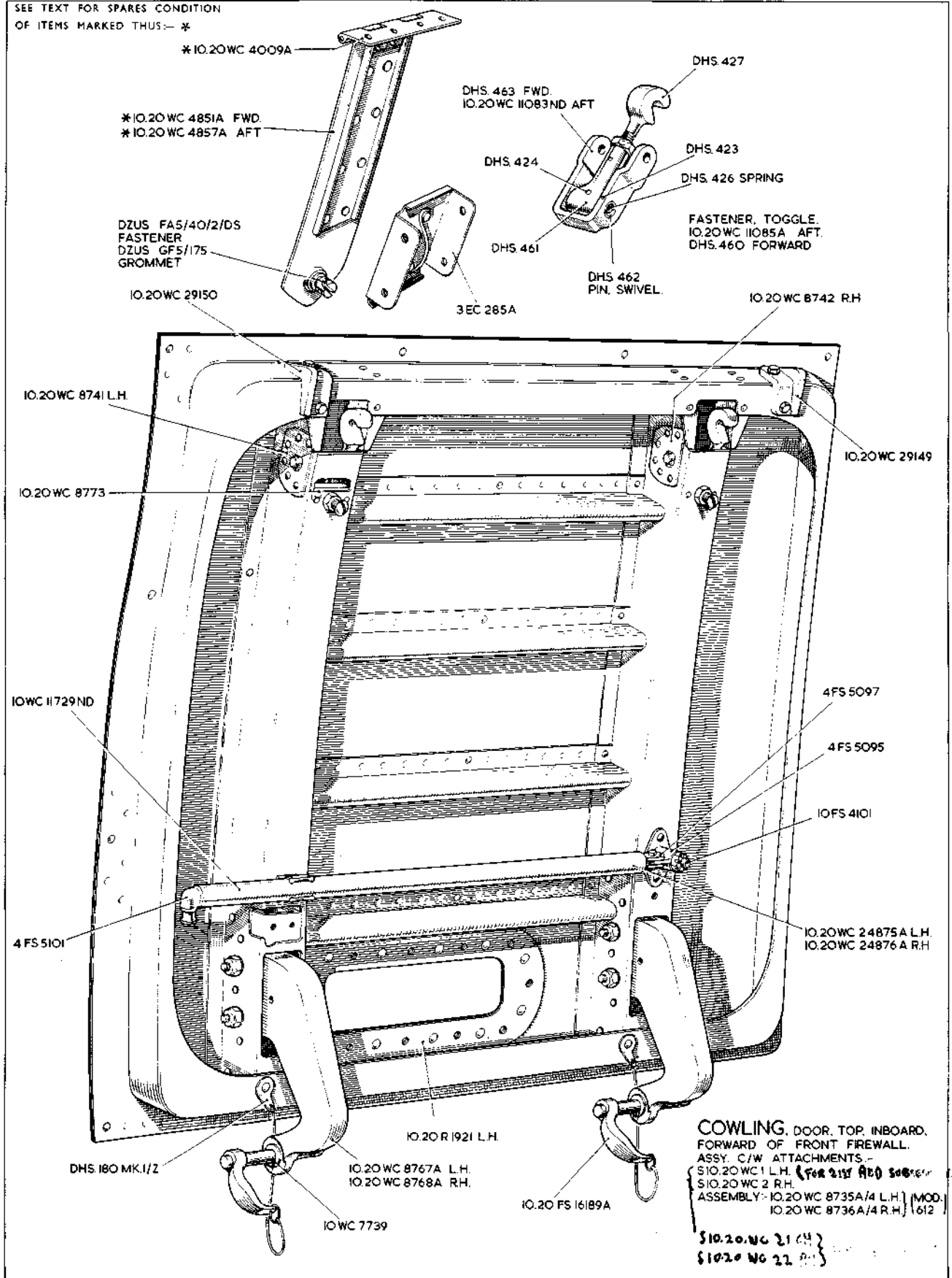
RESTRICTED

Sea Vixen Mk. 1

RESTRICTED

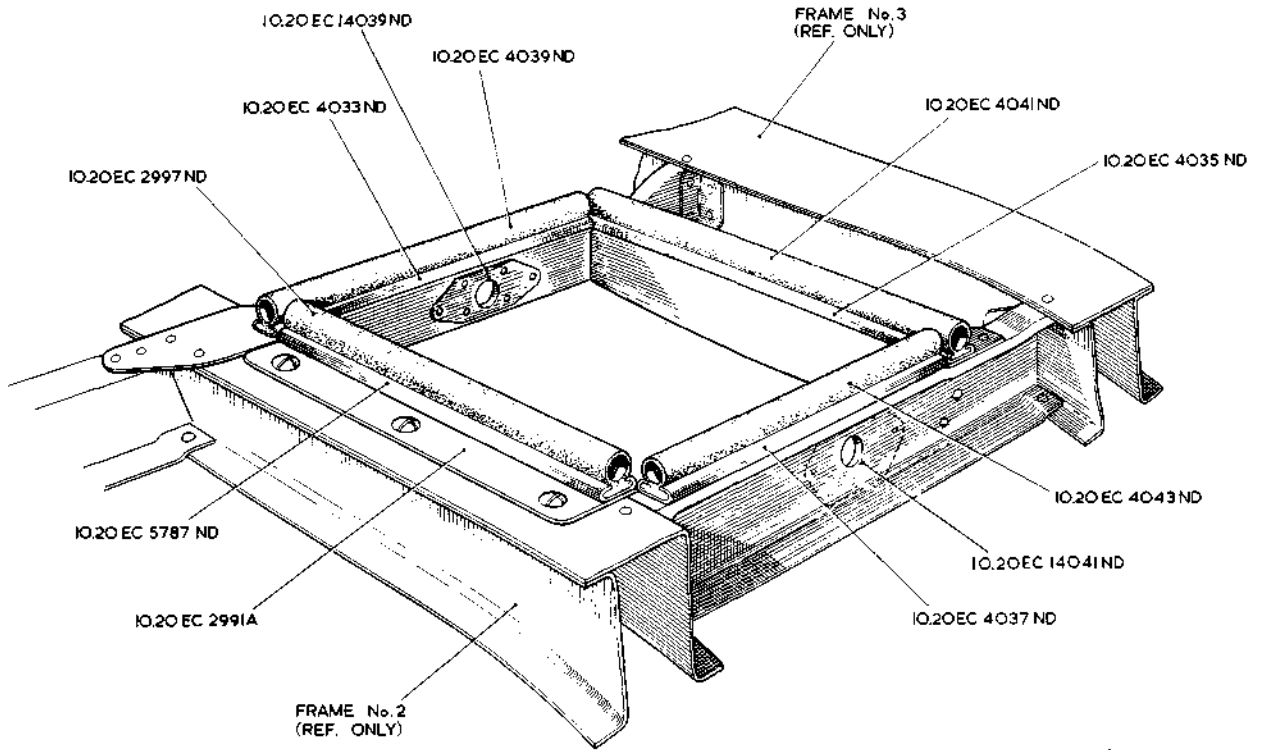
Plate MF5

SEE TEXT FOR SPARES CONDITION OF ITEMS MARKED THUS— *




POWER INSTALLATION
ENGINE COWLING TOP

SEE TEXT FOR SPARES CONDITION
OF ITEMS MARKED THUS: *



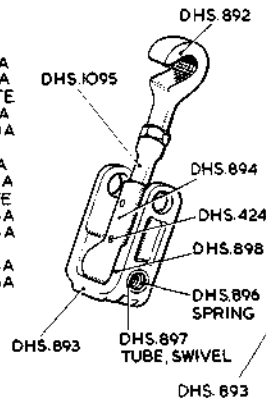
OUTLET, AIR BLEED (ST'B'D DOOR ONLY)
(DRG. No. IO.20 EC 1327A.)



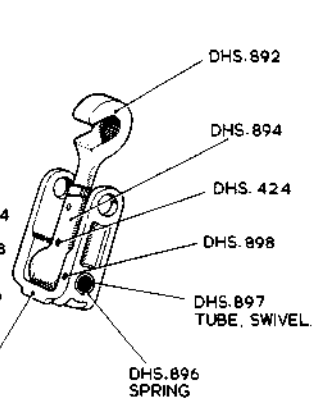
DOOR, ACCESS, FOR TOGGLE FASTENER.

- FORWARD —
- L.H. IO.20 EC 1297A
- R.H. IO.20 EC 1298A
- FWD. INTERMEDIATE
- L.H. IO.20 EC 1299A
- R.H. IO.20 EC 1300A
- CENTRE —
- L.H. IO.20 EC 1301A
- R.H. IO.20 EC 1302A
- AFT. INTERMEDIATE
- L.H. IO.20 EC 1303A
- R.H. IO.20 EC 1304A
- AFT. —
- L.H. IO.20 EC 1305A
- R.H. IO.20 EC 1306A

FASTENER, TOGGLE
DHS. 1090



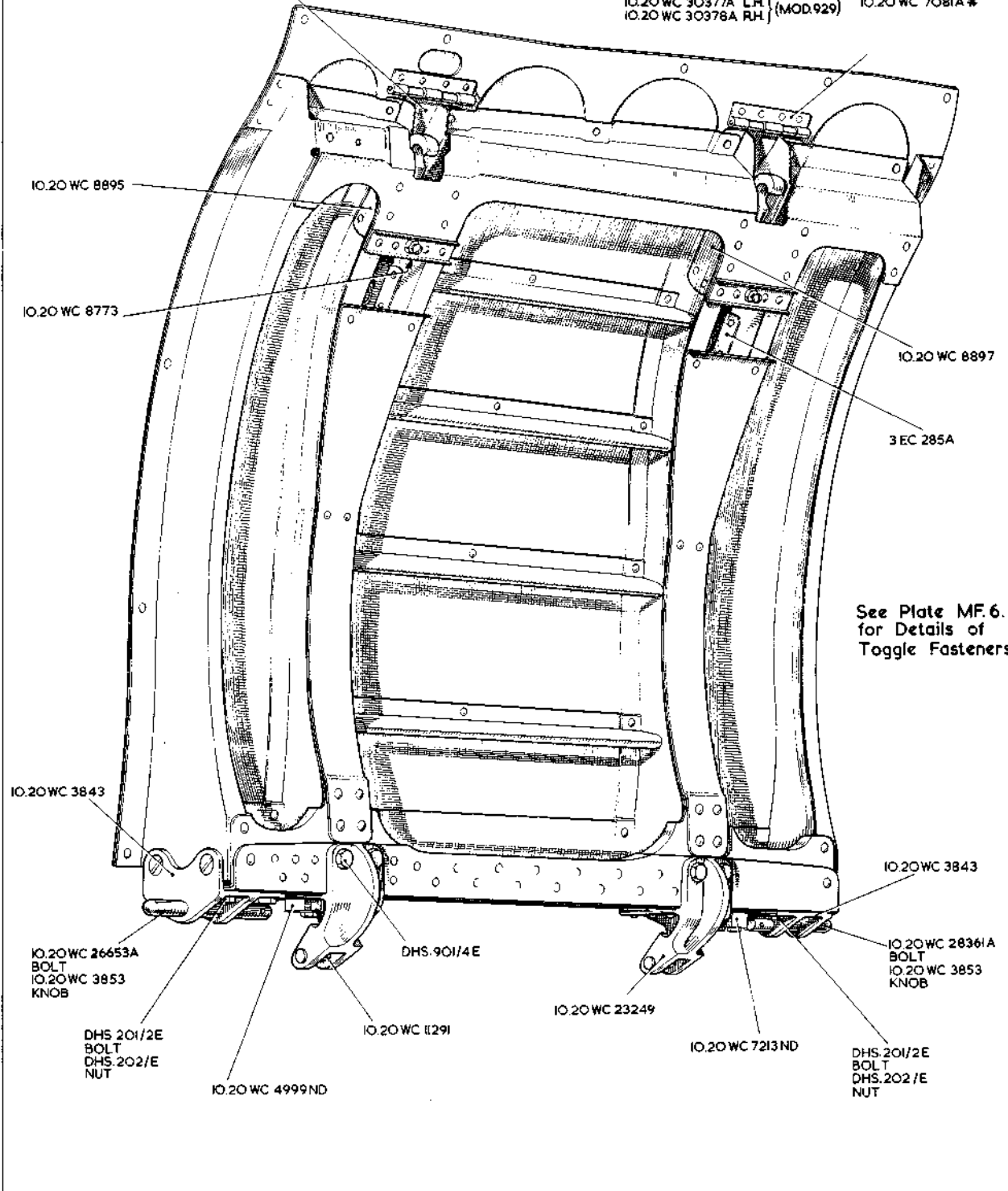
FASTENER, TOGGLE.
DHS. 891



SEE TEXT FOR SPARES CONDITION OF ITEMS MARKED THUS. - *

DOORS, TOGGLE FASTENERS.
*10.20 WC 7075A AFT
*10.20 WC 7069A FWD

COWLING, DOOR, TOP, OUTBOARD,
FORWARD OF FRONT FIREWALL.
ASSY C/W ATTACHMENTS:-
S10.20 WC 3 L.H. }
S10.20 WC 4 R.H. } For 21st and subsequent A/c S.10.20 EC 23 L.H. }
ASSEMBLY: 10.20 WC 8737A I L.H. } (PRE MOD.929) S.10.20 EC 24 R.H. }
10.20 WC 8738A I R.H. }
10.20 WC 30377A L.H. } (MOD.929) 10.20 WC 7081A *
10.20 WC 30378A R.H. }



MF.9

POWER INSTALLATION ENGINE COWLING TOP

MF.9
[A.L.25]

MF.10

POWER INSTALLATION ENGINE COWLING TOP

MF.10
[A.L.45]

SEE TEXT FOR SPARES CONDITION
OF ITEMS MARKED THUS:*

See Plate MF.7.
for Details of Pip Pin
and Chain Assy.
See Plate MF.8.
for Details of
Toggle Fasteners.

IO.20EC 1527 ND INBOARD L.H.
IO.20EC 1528 ND INBOARD R.H.
IO.20EC 8281 ND OUTBOARD L.H.
IO.20EC 8282 ND OUTBOARD R.H.

IO.20EC 8333 ND L.H.
IO.20EC 8334 ND R.H.

COWLING, DOOR, TOP, REAR, OUTBOARD.
ASSY. C/W ATTACHMENTS:-
SIO.20EC 7 L.H. } (FOR 21ST & SUBSEQUENT A/C)
SIO.20EC 8 R.H. }
SIO.20EC 33 L.H. } (FOR FIRST 20 A/C)
SIO.20EC 34 R.H. }
ASSEMBLY:- IO.20EC 9551A L.H. } (MOD. 466)
IO.20EC 9552A R.H. }

DHS 783/6/18
IO.20EC 9555 LH.(1 OFF)
IO.20EC 9556 RH.(1 OFF)

IO.20EC 9571 LH*
IO.20EC 9572 RH*

IO.20EC 1253 LH.(5 OFF)
IO.20EC 1254 RH.(5 OFF)

IO.20EC 9681A*

IO.20Z 22229 ND L.H.
IO.20Z 22230 ND R.H.

IO.20EC 4145A

4 FS 5097

IO FS 4101

4 FS 5095

IO.20EC 4537A STOP
IO.20EC 4539 NUT

IO.20EC 4605 ND

IO.20EC 4603 ND

IO.20EC 1875 A *
IO.20EC 1929 A L.H.*
IO.20EC 1930A R.H.*

IO.20EC 1329 ND

DZUS.
EF.5/35A/DS

IO.20EC 1741A L.H. *
IO.20EC 1742A R.H.*
ETC. FOR SIMILAR ITEMS
SEE PAGES MF 20,21 & 22

IO.20EC 4601 ND

IO.20EC 5381 AFT & FWD FRAME No.1 L.H.
IO.20EC 5382 AFT & FWD FRAME No.1 R.H.
IO.20EC 5394 AFT AT FRAME No.2 L.H.
IO.20EC 5393 AFT AT FRAME No.2 R.H.
IO.20EC 5396 AFT AT FRAME No.4 L.H.
IO.20EC 5395 AFT AT FRAME No.4 R.H.
IO.20EC 5383 AFT AT FRAME No.3 R.H.
IO.20EC 5384 AFT AT FRAME No.2 R.H.
IO.20EC 5383 FWD AT FRAME No.3 L.H.
IO.20EC 5384 FWD AT FRAME No.2 L.H.
IO.20EC 5392 FWD AT FRAME No.3 L.H.
AFT AT FRAME No.5 L.H.
FWD. AT FRAME No.5 R.H.
IO.20EC 5391 FWD. AT FRAME No.3 R.H.
FWD. AT FRAME No.5 L.H.
AFT AT FRAME No.5 R.H.
IO.20EC 5385 FWD. AT FRAME No.4 L.H.
IO.20EC 5386 FWD. AT FRAME No.4 R.H.
IO.20EC 5397 FWD & AFT AT FRAME No.6.

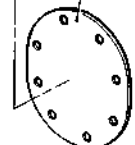
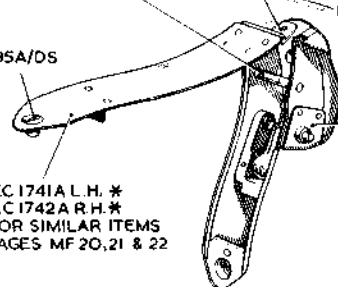
IO.20EC 4599 ND

IO.20EC 5363 FWD & AFT FRAME No.1
IO.20EC 5375 AFT FRAME No.2
IO.20EC 5365 FWD. FRAME No.2
AFT FRAME No.3
IO.20EC 5373 FWD. FRAME No.3
FWD & AFT FRAME No.5
IO.20EC 5377 AFT FRAME No.4
IO.20EC 5367 FWD FRAME No.4
IO.20EC 5379 FWD. & AFT FRAME No.6.

IO.20EC 4597 ND

IO.20EC 4595 ND

IO.20EC 8321 ND L.H.
IO.20EC 8322 ND R.H.

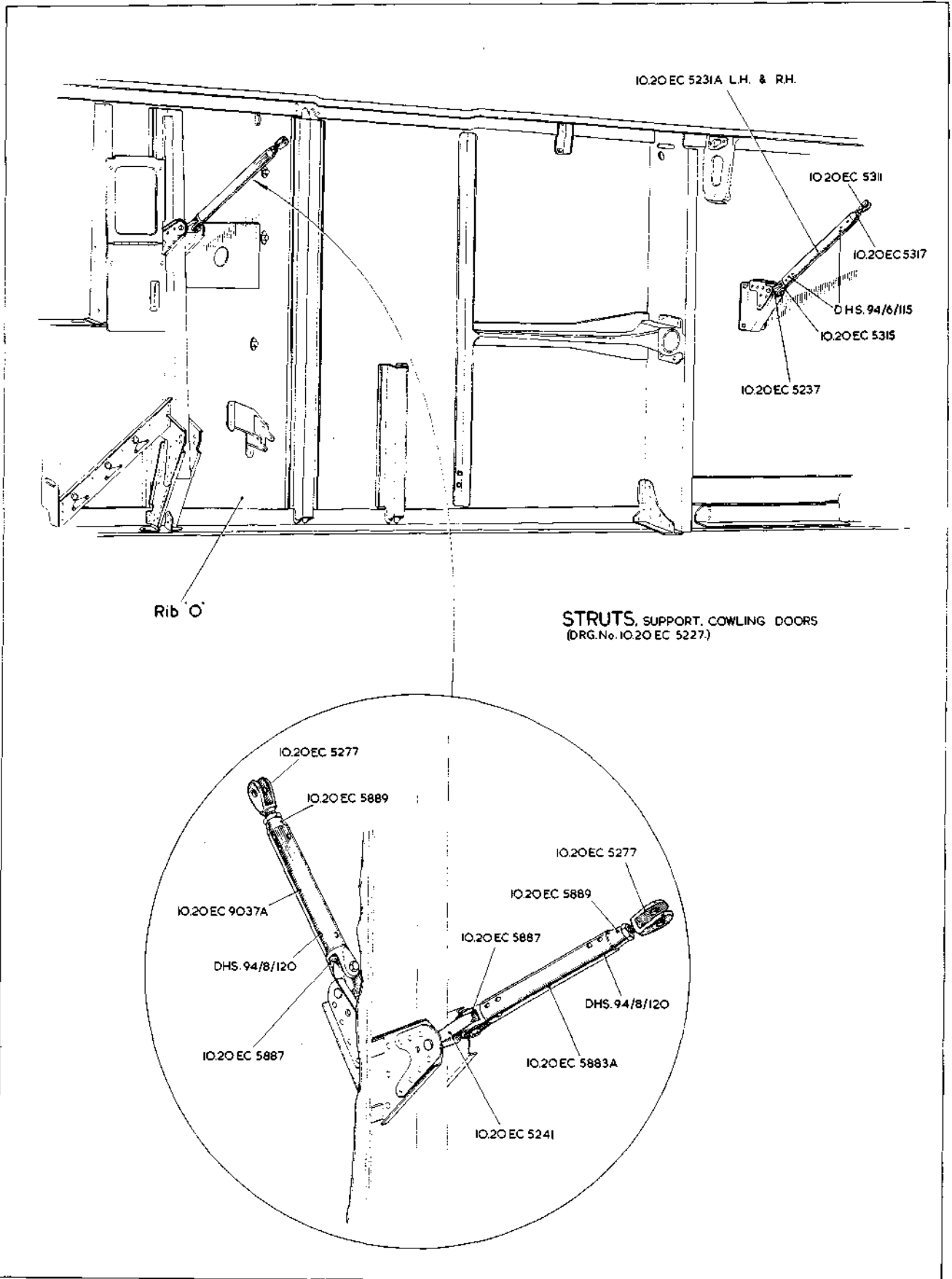


See Vixen Mk. I

RESTRICTED

Plate MF.10

RESTRICTED



STRUTS, SUPPORT, COWLING DOORS
(DRG.No. IO.20 EC 5227)

MF.11

POWER INSTALLATION

ENGINE COWLING TOP

MF.11
(A.L.25)