

AIR CONDITIONING INSTALLATION IN FUSELAGE

Ref. No.	Part No.	Description	No. off	Material Specification	Class of Store or L.M	Plate No.
	—	AIR CONDITIONING INSTALLATION IN FUSELAGE (Drg. No. 10-20 V 3085)	1	—	—	
	—	CONTROL PRESSURE EQUIPMENT ON FRONT BULKHEAD, group (Drg. No. 10-20 V 2857)	1	—	—	QA1
7248	10-20 V 1935A	ADAPTER , bulkhead	1	—	C	QA1
28D/8337	AS.1248/1B	Attachments for 10-20 V 1935A, Adapter :—				
28M/9403519	A27/BP	Bolt, 4 BA	5	—	C	
28W/9419465	SP.13/B	Nut, 4 BA	5	—	C	
		Washer	5	—	C	
	10-20 V 1931A	CONNECTOR , bulkhead, cabin static connection, assembly	1	—	—	QA1
7249	10-20 V 1933ND	BODY , adapter	1	—	C	QA1
28N/12725	AGS.2030/Mk.1	CIRCLIP	1	—	C	
15584	10-20 V 955	FILTER	1	—	C	QA1
	10-20 V 2971ND	GAUZE , 80 mesh	1	Brass	LM	QA1
	10-20 V 2973ND	SPACER , 22 SWG	2	BS.265	LM	QA1
		Attachments for 10-20 V 1931A, Connector :—				
28D/1007285	AS.1242/1B	Bolt, 4 BA	4	—	C	
28M/9403519	A27/BP	Nut, 4 BA	4	—	C	
28W/9419465	SP.13/B	Washer	4	—	C	
27KD/1001	NORMALAIR 514410	CONTROLLER , pressure, Type "H" (For spares see A.P.4515R, Vol. 3, Pt. 1)	1	—	P	QA1
		Attachments for 514410, Controller :—				
28D/9436920	A25/1C	Bolt, 2 BA	4	—	C	
28E/9521692	AGS.606/A	Clip, hose, adjustable	3	—	C	
28W/9419402	SP.13/C	Washer	4	—	C	
	AS.3360/B2C	LEAD , bonding, at pressure controller	1	—	—	
	10-20 V 2861ND	PIPE , code No. 42, between axial flow discharge valve and adapter on front bulkhead	1	—	PC	QA1
		Attachments for 10-20 V 2861ND, Pipe :—				
28F/9143383	AGS.1213/B	Bolt, banjo	1	—	C	
28D/9436920	A25/1C	Bolt, 2 BA (clip attachment)	3	—	C	
28E/8018279	AS.3180/4C	Clip, "P"	3	—	C	
5K/3016	AS.4525/4	Clip, "P"	1	—	C	
28F/9439533	AGS.1129/B	Cone, banjo	1	—	C	
28F/9428453	AGS.1186/B	Seal, bonded	2	—	C	
28W/9419402	SP.13/C	Washer (clip attachment)	3	—	C	
	10-20 V 2863ND	PIPE , code No. 43, between ram air valve and adapter on front bulkhead	1	—	PC	QA1

SERVICES

AIR CONDITIONING INSTALLATION IN FUSELAGE

Ref. No.	Part No.	Description	No. off						Material Specification	Class of Store or L.M	Plate No.
			1	2	3	4	5	6			
	—	PIPES, AIR, IN PRESSURE CABIN, group (Drg. No. 10-22 V 449) (Mod. 1390)						1	—	—	
	10-20 V 1629A	DUCTSTATS AND PIPE, code No. 15, assembly						1	—	—	QA2
	—	ELEMENT, ductstat temperature sensing (See sub-section EBF)						—	—	—	
17431	10-20 V 8809A/ND	PIPE, lagged, assembly (Mod. 1019) ...						1	—	C	QA2
		Spares for :—									
28M/9435067	AGS.2008/C/1	NUT, 2 BA, anchor ...						9	—	C	
28F/9439950	AGS.1140/B	PLUG, nipple ...						1	—	C	
		Attachments for AGS.1140/B, Plug :—									
28P/9527619	SP.90/C7	Pin, split (SP.9/C8) ...						1	—	C	
28F/8011819	AGS.904/B	Sleeve, outer ...						1	—	C	
	DHS.180 Mk. 3/Y	TAG, chain attachment, 22 SWG ...						1	S.510	—	QA2
	—	LOUVRE, punkah, Pilot's, group ... (Drg. No. 10-20 V 2157)						1	—	—	QA2
	10-20 V 2167A	CLIP, pipe, assembly ...						1	—	—	QA2
	10-20 V 2177ND	CLIP, bare, 20 SWG ...						1	L.72	LM	QA2
	10-20 V 2179ND	LINING, 1/16" thick (Attach with Boscoprene 551)						1	DTD.762	LM	QA2
		Attachments for 10-20 V 2167A, Clip :—									
28D/9140203	AS.1246/3C	Bolt, 2 BA ...						2	—	C	
28M/10288	AGS.2001/C/1	Nut, 2 BA ...						2	—	C	
1790	DHS.726/C16	Washer, support ...						2	—	C	QA2
28W/9419454	SP.10/C	Washer, facing ...						1	—	C	
28W/9419404	SP.16/C	Washer (between clip and support casting) ...						2	—	C	
	10-20 V 3287A/ND	LOUVRE, punkah, assembly (Mod. 190) ...						1	—	—	QA2
		Spares for :—									
7225	10-20 V 2155	NUT, coupling ...						1	—	C	QA2
		Attachments for 10-20 V 2155, Nut :—									
28S/1200109	PARKER-KALON Type A	Screw, No. 4 x 1/2", round head ...						1	—	C	
7228	10-20 V 2159A/ND	PIPE, and swivel housing, code No. 16, assembly						1	—	P	QA2
		Spares for :—									
	10-20 V 2151	HOUSING, swivel ...						1	DTD.372	—	QA2
17424	10-20 V 8653A	PIPE, swivel, assembly (Mod. 1019) ...						1	—	P	QA2
	10-20 V 3285	PLATE, diffuser, 16 SWG (Mod. 190) ...						1	L.72	LM	QA2
		Attachments for 10-20 V 3285, Plate :—									
28D/1213732	AS.1248/5B	Bolt, 4 BA ...						1	—	C	
	10-20 V 3283ND	Bush, 0"-37 o/d x 0"-147 i/d x 0"-15 long (Mod. 190)						1	L.34	LM	QA2
28M/10287	AGS.2001/B/1	Nut, 4 BA ...						1	—	C	
19716	10-20 V 2217ND	Washer, fibre, 3/8" o/d x 0"-15 i/d x 1/16" thick						1	—	C	QA2
28W/9128182	SP.55/B	Washer, spring ...						1	—	C	
7226	10-20 V 2149	RING, sealing, felt ...						1	—	C	QA2
18929	10-20 V 1863A/ND	PIPE, code No. 15, across front bulkhead, connecting, ram air valve, assembly						1	—	C	QA2
		Attachments for 10-20 V 1863A/ND, Pipe :—									
28D/9137409	AS.1246/2C	Bolt, 2 BA ...						2	—	C	
	10-20 V 3343A	Clip, pipe, assembly ...						2	—	—	QA2
	10-20 V 3345ND	Clip, bare, 18 SWG ...						1	L.16	LM	QA2
6381	DHS.181/9	Tubing, 9 m/m i/d ...						QR	—	C	QA2
28W/9419475	SP.15/C	Washer ...						1	—	C	

SERVICES

AIR CONDITIONING INSTALLATION IN FUSELAGE

Ref. No.	Part No.	Description	No. off	Material Specification	Class of Store or L.M	Plate No.
	10-20 V 8787A/ND	PIPE , code No. 15, along fuselage top panel, between stn. 118" and ducstats on rear bulk-head, assembly (Mod. 1019) (For spares use 10-20 V 8819A/ND)	1	—	—	QA2
17428	10-20 V 8819A/ND	PIPE , code No. 15, along fuselage top panel, between stn. 118 and ducstats on rear bulk-head, assembly (Spares condition) Spares for :—	1	—	P	
20275	10-20 V 2139A	LOUVRE , punkah, Navigator's assembly ... Spares for :—	1	—	P	QA2
	10-20 V 2145A/ND	HOUSING , swivel, punkah louvre, assembly Spares for :—	1	—	—	QA2
	10-20 V 2151	HOUSING , swivel	1	DTD.372	—	QA2
7225	10-20 V 2155	NUT , coupling Attachments for 10-20 V 2155, Nut :—	1	—	C	QA2
28S/1200109	PARKER-KALON Type A	Screw, No. 4 x 1/4", round head	1	—	C	
17424	10-20 V 8653A	PIPE , swivel, assembly (Mod. 1019) ...	1	—	C	QA2
	10-20 V 3285	PLATE , diffuser, 16 SWG (Mod. 190) ... Attachments for 10-20 V 3285, Plate :—	1	L.72	LM	QA2
28D/1213732	AS.1248/5B	Bolt, 4 BA	1	—	C	
	10-20 V 3283ND	Bush, "37 o/d x "147 i/d x "15 (Mod. 190)	1	L.34	LM	QA2
28M/10287	AGS.2001/B/1	Nut, 4 BA	1	—	C	
19716	10-20 V 2217ND	Washer, fibre, 3/8" o/d x "15 i/d x 1/16" thick	2	—	C	QA2
28W/9128182	SP.55/B	Washer, spring	1	—	C	
7226	10-20 V 2149	RING , sealing, felt Attachments for 10-20 V 8787A/ND, Pipe :— At flange on branch duct pipe :—	1	—	C	QA2
28D/9133012	A25/3C	Bolt, 2 BA	4	—	C	
	10-20 V 1715ND	Gasket, 1/16" thick x 2"88 o/d x 1"75 i/d ...	2	DTD.762	LM	QA2
28M/10288	AGS.2001/C/1	Nut, 2 BA	1	—	C	
28M/11957	AGS.2007/C/1	Nut, 2 BA, anchor	3	—	C	
28W/9419402	SP.13/C	Washer	1	—	C	
28D/9137409	AS.1246/2C	At fuselage top panel :— Bolt, 2 BA	4	—	C	
	10-20 V 1731A	Clip, pipe, assembly	1	—	—	QA2
	10-20 V 1753ND	Clip, bare, 20 SWG	1	L.72	LM	QA2
	10-20 V 1755ND	Lining, 1/16" thick x 0"7 x 4"8 (attach with Boscoprene 551)	1	DTD.762	LM	QA2
	10-20 V 1093A	Clip, pipe, assembly	1	—	—	QA2
	10-20 V 2197A/ND	Clip, assembly	1	—	—	QA2
	10-20 V 1095ND	Clip, strap, 20 SWG	1	L.72	LM	QA2
	10-20 V 935ND	Washer, profile, 18 SWG	1	L.72	LM	QA2
	10-20 V 855ND	Lining, 1/16" thick x 1"0 x 3"5 (attach with Boscoprene 551)	1	DTD.762	LM	QA2
1790	DHS.726/C16	Washer, support	2	—	C	QA2

SERVICES

AIR CONDITIONING INSTALLATION IN FUSELAGE

Ref. No.	Part No.	Description	No. off						Material Specification	Class of Store or L.M	Plate No.
			1	2	3	4	5	6			
7227	10-20 V 1775A/ND	PIPE , code No. 15, between Navigator's punkah louvre at stn. 107", assembly						1	—	P	QA2
7229	10-20 V 1773A/ND	PIPE , code No. 15, between stn. 107" and front bulkhead, assembly						1	—	P	QA2
		Attachments for 10-20 V 1773A/ND, Pipe :—									
28D/9137409	AS.1246/2C	Bolt, 2 BA						2	—	C	
28D/9140203	AS.1246/3C	Bolt, 2 BA						1	—	C	
	10-20 V 2543A	Clip, pipe, assembly						1	—	—	QA2
	10-20 V 2623A/ND	Clip, assembly						1	—	—	QA2
	10-20 V 2619ND	Clip, bare, 20 SWG						1	L.72	LM	QA2
	10-20 V 2621ND	Washer, profile, 18 SWG						1	L.72	LM	QA2
	10-20 V 2625ND	Lining, 1/16" thick x 1"0 x 3"7 (attach with Boscoprene 551)						1	DTD.762	LM	QA2
28E/9437019	AS.3181/3C	Clip, " P "						1	—	C	
	10-20 V 2223A	Clip, pipe, assembly						1	—	—	QA2
	10-20 V 2225ND	Clip, bare, 22 SWG						1	L.72	LM	QA2
	10-20 V 2227ND	Washer, support (Make from standard section J.2039)						1	DTD.746	LM	QA2
	10-20 V 8895ND	Washer, profile, 18 SWG						1	L.72	LM	QA2
28M/10288	AGS.2001/C/1	Nut, 2 BA						1	—	C	
28W/9419475	SP.15/C	Washer						1	—	C	
1790	DHS.726/C/16	Washer, support						2	—	C	QA2
	—	PIPES , hot air, Navigator's feet, group (Mod. 1019)						1	—	—	
	10-20 CE 8001ND	BRACKET , attachment, lower pipe, between frame stns, 131"1 and 148"0, 18 SWG (Drg. No. 10-20 V 8785)						1	L.72	LM	QA2
28E/9438562	AS.2294/6	CLIP , spring, upper pipe attachment to mounting collar at frame stn. 148"0						1	—	C	
	10-20 V 8783ND	COLLAR , mounting, spring clip, upper hot air supply pipe attachment, 1/2" o/d x 1.7 long						1	L.64	LM	QA2
		Attachments for 10-20 V 8783ND, Collar :—									
28D/1010142	A25/8B	Bolt, 4 BA						1	—	C	
	DUNLOP										
27VA/4135	DAS.393/16/2 1/2	COUPLING , hose, connection, between upper and lower pipes and joint with pipe on top fuselage panel						2	—	C	QA2
		Attachments for DAS.393/16/2 1/2, Coupling :—									
28E/1007984	AGS.605 Mk. 1A	Clip, hose, adjustable						2	—	C	
17429	10-20 V 8001ND	PIPE , code No. 55, lower, hot air supply, from joint with upper pipe adjacent stn. 148"0 to duct at stn. 118"5 (Drg. No. 10-20 V 8785)						1	—	C	QA2
		Attachments for 10-20 V 8001ND, Pipe :—									
28D/9133011	A25/2C	Bolt, 2 BA						1	—	C	
28E/1007984	AGS.605 Mk. 1A	Clip, hose, adjustable						1	—	C	
28E/1012878	AS.3181/16C	Clip, " P "						1	—	C	
28M/10288	AGS.2001/C/1	Nut, 2 BA						1	—	C	
28W/9419475	SP.15/C	Washer						2	—	C	

SERVICES

AIR CONDITIONING INSTALLATION IN FUSELAGE

Ref. No.	Part No.	Description	No. off	Material Specification	Class of Store or L.M	Plate No.
17427	10-20 V 8537ND	PIPE , code No. 55, upper, hot air supply, from joint with pipe on top fuselage panel adjacent to stn. 148"0 to joint with lower pipe	1	—	C	QA2
7231	10-20 V 2181ND	SLEEVE , for 1"-25 o/d pipe joint	1	—	C	QA2
7232	10-20 V 1733ND	SLEEVE , for 2"-50 o/d pipe joint	1	—	C	QA2
7233	10-20 V 1735ND	SLEEVE , for 1"-75 o/d pipe joint	1	—	C	QA2
		Attachments for 10-20 V 2181ND, 10-20 V 1733ND or 10-20 V 1735ND, Sleeve :—				
28S/8544	PARKER-KALON Type Z	Screw, No. 4 × $\frac{3}{16}$ ", countersunk head (per set)	4	—	C	
	—	VALVE , ram air shut-off, on Port side of front bulkhead, group (Drg. No. 10-20 V 1749)	1	—	—	
19009	AS.5556/31P	CHAIN , assembly (For use with Normalair valve Part No. 513490, Pre Mod. 1093) NOTE :—Chain assembly is supplied c/w Normalair valve Part No. 522730, Mod. 1093)	1	—	C	
11537	10-20 V 3367A	COUPLING , hose Spares for :—	1	—	C	QA2
29C/983	—	EYELET , and ring, $\frac{3}{16}$ " o/d × $\frac{1}{2}$ " i/d ...	1	—	C	
28E/19825	SP.91/L	Attachments for 10-20 V 3367A, Coupling :— Clip, hose, adjustable	2	—	C	
	10-20 V 1671A	ELBOW , pipe, code No. 15, assembly ...	1	—	—	QA2
		Attachments for 10-20 V 1671A, Elbow :—				
16751	DHS.1373/8	Clamp, assembly (Mod. 949)	1	—	—	QA2
26DV/12715	DHS.413/8	Ring, sealing	1	—	C	QA2
	OR					
28F/18039	AS.5403					
19230	10-20 V 1901ND	GASKET , between flanges and front bulkhead, 3"-125 o/d × 2"-0 i/d × $\frac{1}{32}$ " thick	2	—	C	QA2
14982	10-20 V 4011A	PIPE , code No. 19, assembly (Mod. 608) ...	1	—	C	QA2
		Attachments for 10-20 V 4011A, Pipe :—				
28D/9133012	A25/3C	Bolt, 2 BA	6	—	C	
28W/9419402	SP.13/C	Washer	6	—	C	
7230	10-20 V 1903	SPROCKET (For use with Normalair valve Part No. 513490, Pre Mod. 1093) NOTE :—This sprocket is supplied c/w Normalair valve Part No. 522730, Mod. 1093	1	—	C	QA2
		Attachments for 10-20 V 1903, Sprocket :—				
28M/5808573	A27/CS	Nut, 2 BA	1	—	C	
28P/9527619	SP.90/C7	Pin, split (SP.9/C8)	1	—	C	
28W/9419402	SP.13/C	Washer	1	—	C	

SERVICES

AIR CONDITIONING INSTALLATION IN FUSELAGE

Ref. No.	Part No.	Description	No. off	Material Specification	Class of Store or L.M	Plate No.
27KD/1120	NORMALAIR 513490	VALVE , ram air shut off, 2"-0 (Pre Mod. 1093) (For spares see AP.4515R, Vol. 2, Pt. 1)	1	—	P	QA2
27KD/2157	NORMALAIR 522730	VALVE , ram air shut off, 2"-0, c/w sprocket and chain (Mod. 1093) (For spares see AP.4515R, Vol. 2, Pt. 1)	1	—	P	QA2
	—	PIPES, MISSILE COOLING, UNDER COCKPIT FLOOR, PORT , group (Drg. No. 10-20 V 3689) (Mod. 377)	1	—	—	QA4
	HIGH PRESSURE COMPONENTS GYP.5052	CHAIN , attachment, ground, charging connection, assembly (Mod. 689) Attachments for GYP.5052, Chain :—	1	—	—	QA4
28D/1008149	A25/2B	Bolt, 4 BA	2	—	C	
28E/15185	AS.5418/14	Clip, " P "	1	—	C	
28M/10287	AGS.2001/B/1	Nut, 4 BA	1	—	C	
15479	DHS.180 Mk. 5/Z	Tag	1	—	C	QA4
28W/9419465	SP.13/B	Washer	1	—	C	
15367	10-20 V 3995	HOSE , " Avica flexflyte " type L.1, between launching sequence unit and 4-way junction pipe	1	—	C	QA4
15366	10-20 V 3993	HOSE , " Avica flexflyte " Type L.1, between target detector unit and 4-way junction pipe Attachments for 10-20 V 3993 or 10-20 V 3995. Hose :—	1	—	C	QA4
28E/20104	SP.91/F	Clip, hose, adjustable	2	—	C	
16007	DUNLOP DAS.582/14/5-5	HOSE , silicone, between non-return valve and 4-way junction pipe 3/4" i/d x 0"-055 thick x 5"-50 long	QR	—	C	QA4
16006	DUNLOP DAS.582/14/3-5	HOSE , silicone, between power unit and 4-way junction pipe, 3/4" i/d x 0"-055 thick x 3"-50 long Attachments for DAS.582/14/5-5 or DAS.582/14/3-5, Hose :—	QR	—	C	QA4
28E/20104	SP.91/F	Clip, hose, adjustable	2	—	C	
15368	10-20 V 4065	MUFF , half, valve adapter (Pre Mod. 1078) ...	1	—	C	QA4
15369	10-20 V 4066	MUFF , half, valve adapter (Pre Mod. 1078) ...	1	—	C	QA4
15361	10-20 V 4525	MUFF , pipe joint, adjacent to semi-bulkhead at stn. 197"-48	1	—	C	QA4
17469	10-20 V 8801	MUFF , valve adapter (Mod. 1078)	1	—	C	QA4
15365	10-20 V 3977A	PIPE , junction, 4-way, code No. 54, assembly ...	1	—	C	QA4
15041	10-20 V 4291A/ND	PIPE , lagged, missile cooling, assembly (Mod. 689) Attachments for 10-20 V 4291A/ND, Pipe :—	1	—	C	QA4
28D/1008149	A25/2B	Bolt, 4 BA	3	—	C	
28E/14212	AS.5418/16	Clip, " P "	3	—	C	
28W/9419465	SP.13/B	Washer	3	—	C	

SERVICES

AIR CONDITIONING INSTALLATION IN FUSELAGE

Ref. No.	Part No.	Description	No. off	Material Specification	Class of Store or L.M.	Plate No.
15042	10-20 V 4397	PLUG , nipple	1	—	C	QA4
28P/9429619	SP.9/C5	Attachments for 10-20 V 4397, Plug :— Pin, split	2	—	C	
—	—	VALVE , non-return, complete with housing and adapter, group	—	—	—	
15370	10-20 V 3729	ADAPTER , pipe, $\frac{7}{8}$ " BSP	1	—	C	QA4
28D/9419452	A25/3B	BOLT , 4 BA	10	—	C	
15371	10-20 V 3739A	HOUSING , valve, assembly	1	—	C	QA4
28M/10327	AGS.2002/B/1	NUT , 4 BA	10	—	C	
26FN/3374	DHS.180 Mk. 2/X	RING , packing, $\frac{1}{8}$ " Klinger	3	DTD.378A	LM	QA4
27KD/2274	NORMALAIR 519000	TAG	1	—	C	QA4
—	—	VALVE , non-return (For spares see A.P.4515R, Vol. 3, Pt. 1)	1	—	P	QA4
—	—	PIPES, WINDSCREEN DEMISTING , group (Drg. No. 10-20 V 1767)	1	—	—	QA3
7240	10-20 V 1909A/ND	PIPE , code No. 17, inboard, assembly	1	—	P	QA3
—	10-20 V 1881ND	Attachments for 10-20 V 1909A/ND, Pipe :— Clip (Make from Part No. AS.3180/13C, Ref. No. 28E/14059)	2	—	LM	QA3
15730	10-20 V 4681ND	PIPE , code No. 18, outboard, lower portion ... (Mod. 802)	1	—	C	QA3
15729	10-20 V 4677A/ND	PIPE , code No. 18, outboard, upper portion, assembly (Mod. 802)	1	—	P	QA3
28D/8300	AS.1242/1B	Attachments for 10-20 V 4677A/ND, Pipe :— Bolt, 4 BA	2	—	C	
—	10-20 V 1883ND	Clip, "P" (Make from Part No. AS.3180/14C, Ref. No. 28E/14060)	2	—	LM	QA3
—	10-20 V 3335ND	Clip, "P," 20 SWG	1	L.59	LM	QA3
—	10-20 V 3337ND	Clip, "P," 20 SWG	1	L.59	LM	QA3
28M/10287	AGS.2001/B/1	Nut, 4 BA	2	—	C	
—	10-20 V 3339ND	Plate, 22 SWG	2	L.73	LM	QA3
28W/9419474	SP.15/B	Washer	2	—	C	
—	10-20 V 1885ND	SLEEVE , pipe joint, $\frac{7}{8}$ " o/d x 17 SWG	3	DHA.63	LM	QA3
—	PARKER-KALON	Attachments for 10-20 V 1885ND, Sleeve :—				
28S/8544	Type Z	Screw, No. 4 x $\frac{3}{16}$ ", countersunk head	4	—	C	
—	—	PIPES, WINDSCREEN TEMPERATURE CONTROLLER , group (Drg. No. 10-20 V 3083)	1	—	—	QA4
—	—	BRACKET , pipe support, under ammunition floor, at stn. 166"-2, group	1	—	—	
28D/1010030	A25/7C	BOLT , 2 BA	2	—	C	
11669	10-20 V 2097A	BRACKET , assembly	1	—	C	QA4
28E/14168	AS.490/8	CLIP	1	—	C	
28M/1006473	A27/CT	NUT , 2 BA	2	—	C	
28M/10288	AGS.2001/C/1	NUT , 2 BA	2	—	C	
—	10-20 V 2175	PIN , guide	2	S.1	LM	QA4
—	10-20 V 2491	PLATE , reinforcing, 18 SWG	1	L.72	LM	QA4
28W/9419475	SP.15/C	WASHER	2	—	C	

SERVICES

AIR CONDITIONING INSTALLATION IN FUSELAGE

Ref. No.	Part No.	Description	No. off	Material Specification	Class of Store or L.M.	Plate No.
		BRACKET , pipe support, under cockpit floor, at aft end of expansion hose, group	1	—	—	
28D/1010030	A25/7C	BOLT , 2 BA	2	—	C	
11670	10-20 V 2053A	BRACKET , assembly	1	—	C	QA4
28E/14168	AS.490/8	CLIP	1	—	C	
28M/10288	AGS.2001/C/1	NUT , 2 BA	2	—	C	
28W/9419475	SP.15/C	WASHER	2	—	C	
		BRACKET , pipe support, under cockpit floor, at stn. 107"-28, group	1	—	—	
28D/9436920	A25/1C	BOLT , 2 BA	2	—	C	
28D/8345	AS.1248/7C	BOLT , 2 BA	2	—	C	
11671	10-20 V 2045A	BRACKET , assembly	1	—	C	QA4
		BRACKET , assembly	1	L.61, L.67	LM	QA4
28E/14168	AS.490/8	CLIP	1	—	C	
28M/10288	AGS.2001/C/1	NUT , 2 BA	2	—	C	
28W/9419475	SP.15/C	WASHER	4	—	C	
		JOINT , expansion, through gun beam, at stn. 131", assembly (For spares use 10-20 V 3777A/ND)	1	—	—	QA4
12588	10-20 V 3777A/ND	JOINT , expansion, through gun beam, at stn. 131", assembly (Spares condition)	1	—	C	
		Attachments for 10-20 V 3091A, Joint :—				
28D/12517	A25/17C	Bolt, 2 BA	5	—	C	
7246	10-20 V 2115	Gasket	1	—	C	QA4
28M/10288	AGS.2001/C/1	Nut, 2 BA	5	—	C	
28W/9419475	SP.15/C	Washer	5	—	C	
5K/3371	AS.3360/B4C	LEAD , bonding, between pipe joint and clamp under cockpit floor	1	—	C	
		Attachments for AS.3360/B4C, Lead :—				
28D/1010658	A25/1B	Bolt, 4 BA	1	—	C	
28E/14309	AS.3181/12B	Clip	1	—	C	
28M/1006504	A27/BT	Nut, 4 BA	1	—	C	
15731	10-20 V 4107	MUFF , pipe joint, at stns. 119"-75, 157"-0, 166"-20, 176"-0 (Mod. 802)	4	—	C	QA4
15735	10-20 V 4103	MUFF , pipe joint, stn. 131"-10 (Mod. 802) ...	1	—	C	QA4
15734	10-20 V 4097	MUFF , pipe, expansion joint (Mod. 802) ...	1	—	C	QA4
11673	10-20 V 3129A/ND	PIPE , code No. 8, between windscreen temperature control valve and joint under cockpit floor, assembly	1	—	P	QA4
11674	10-20 V 3131A/ND	PIPE , code No. 8, under cockpit floor, between joint under front bulkhead and stn. 107", assembly	1	—	P	QA4
11675	10-20 V 3133A/ND	PIPE , code No. 8, under cockpit floor, between stn. 107" and expansion joint, assembly	1	—	P	QA4
11676	10-20 V 3135A/ND	PIPE , code No. 8, under cockpit floor, between expansion joint and stn. 152", assembly	1	—	P	QA4
11677	10-20 V 3137A/ND	PIPE , code No. 8, under floor, between stn. 157" and stn. 166", assembly	1	—	C	QA4
13215	10-20 V 3939A/ND	PIPE , code No. 8, under floor, between stn. 166" and joint aft of rear bulkhead, assembly	1	—	C	QA4

SERVICES

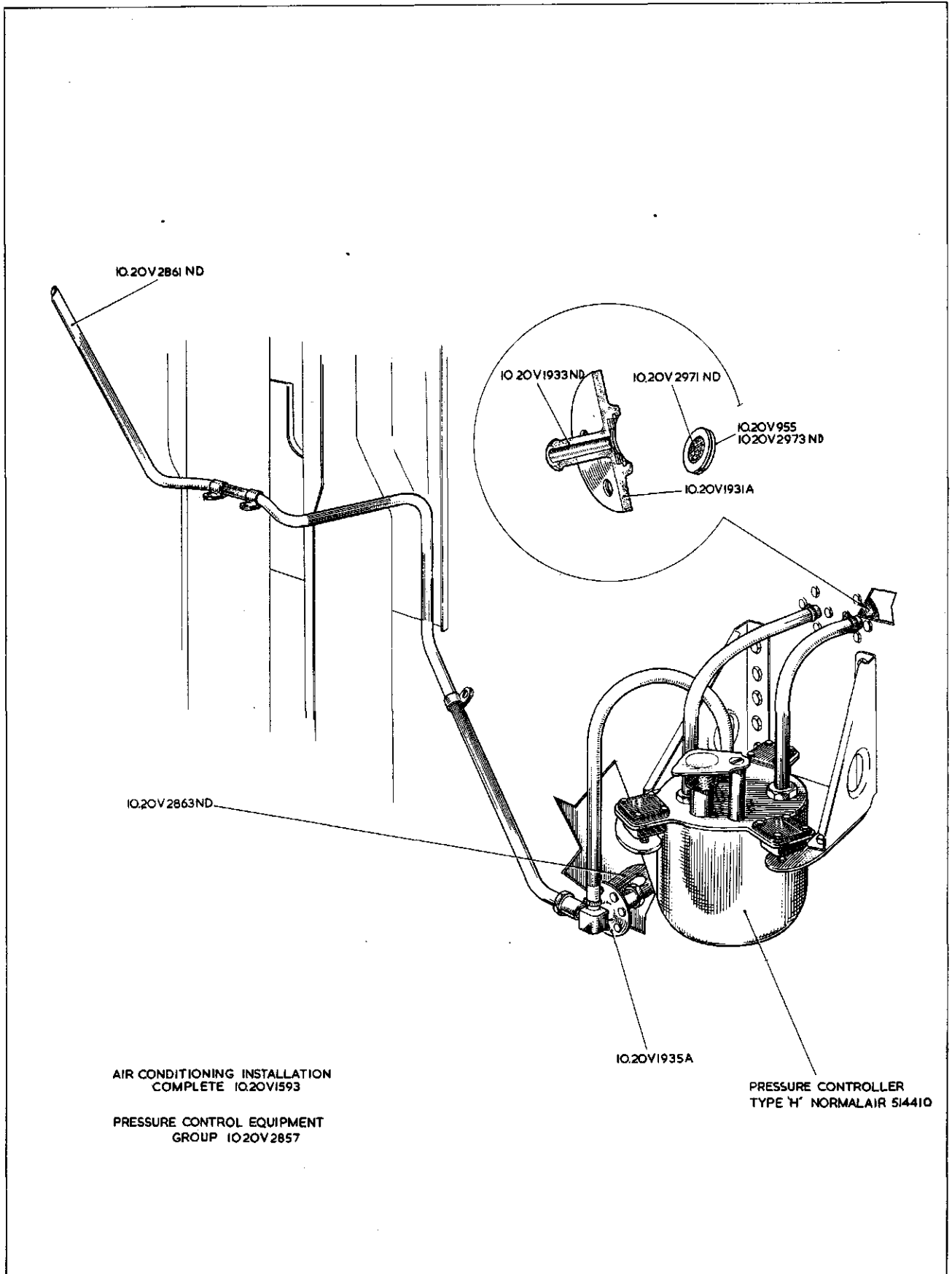
AIR CONDITIONING INSTALLATION IN FUSELAGE

Ref. No.	Part No.	Description	No. off	Material Specification	Class of Score or L.M.	Plate No.
15732	10-20 V 4099	RING , locating, muff, at expansion joint (Mod. 802)	1	—	C	QA4
15733	10-20 V 4101	RING , locating, muff, at expansion joint (Mod. 802)	1	—	C	QA4
	—	VALVE , windscreen temperature control, on forward face, port side of front bulkhead, group (Drg. No. 10-20 V 2137) (Mod. 1517)	1	—	—	QA4
28D/9436920	A25/1C	BOLT , 2 BA, attachment to mounting plate ...	4	—	C	
28E/9129562	AGS.605/3	CLIP , hose, adjustable ...	2	—	C	
	10-20 V 2201ND	DISC , blanking, 0"-585 dia. x 0"-25 thick ...	1	L.64	LM	QA4
	DUNLOP DAS.393/32/2-5	SLEEVE , 2"-50 long ...	1	—	—	QA4
28F/9140970	AGS.904/C	SLEEVE , outer (Wire lock to DHS.514/D) ...	1	—	C	
27KD/2868	NORMALAIR 527610	VALVE , windscreen temperature control ... (Mod. 1395 and Mod. 1517) (For spares see AP.4515R, Vol. 3, Pt. 1)	1	—	P	QA4
28W/9419402	SP.13/C	WASHER , attachment to mounting plate ...	4	—	C	
	—	RADAR COOLING SYSTEM in cockpit, group (See sub-section QZ)	—	—	—	
	—	VALVE , discharge and radar cooling, group (See sub-section QZ)	—	—	—	
27KD/1115	NORMALAIR 512450	VALVE , inward relief and safety, on front bulkhead (For spares see AP.4515R, Vol. 3, Part 1) (Drg. No. 10-20 V 1959)	1	—	P	QA4
		Attachments for 512450, Valve :—				
28D/9133012	A25/3C	Bolt, 2 BA ...	12	—	C	
16176	10-20 V 4715	Gasket (Mod. 891) ...	1	—	C	QA4
28W/9419402	SP.13/C	Washer ...	12	—	C	

SERVICES

AIR CONDITIONING INSTALLATION IN FUSELAGE

Ref. No.	Part No.	Description						No. off	Material Specification	Class of Store or L.M.	Plate No.
		1	2	3	4	5	6				



QA.1

SERVICES
AIR CONDITIONING INSTALLATION
IN FUSELAGE

QA.1

SEE TEXT FOR SPARES CONDITION OF ITEMS MARKED THUS *

DUCSTATS AND PIPE
IO.20V1629A
CODE No.15

IO.20V 8809 A/ND
DHS.180 MK.3/Y

IO.20V 3283ND
IO.20V2217ND

IO.20V2155

IO.20V2145A/ND
IO.20V2151

IO.20V3285

IO.20V2149

IO.20V1753ND
IO.20V1755ND

IO.20V1731A

IO.20V 8653 A

LOUVRE, PUNKAH, ASSY. NAVIGATOR'S, (IO.20V2139)
(PILOT'S SIMILAR) (IO.20V2157)

IO.20V1733ND

IO.20V 1715 ND

*IO.20V 8787 A/ND

IO.20V 1095 ND
IO.20V 935 ND
IO.20V 855 ND
IO.20V 1715ND
DHS 726/C16

IO.20V2197A/ND

IO.20V1093A

IO.20V 2225 ND
IO.20V2227ND
IO.20V 8895ND

IO.20V 2223A

IO.20V1735ND

IO.20V 3287 A/ND (PILOT'S)
CODE No. 16
IO.20V2159A/ND
IO.20V2151

PILOT'S

DUNLOP
DAS. 393/16/2 1/2

SEE DETAIL ABOVE

IO.20V 8783 ND

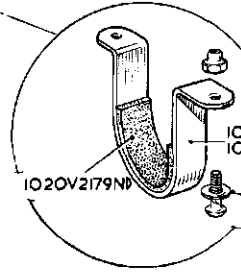
CODE No.15
IO.20V1775A/ND

IO.20V3343A
IO.20V 3345ND
DHS.181/9

IO.20V 8537 ND
CODE No. 55

IO.20V2181ND

CODE No. 15
IO.20V1671A



CLIP. PIPE, PILOT'S PUNKAH LOUVRE.

IO.20V 2619 ND
IO.20V 2621 ND
IO.20V 2625ND

IO.20V 2623A/ND

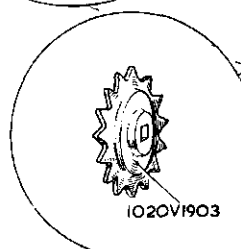
IO.20V2543A

IO.20V 8001 ND
CODE No. 55

DHS. 413/8
OR AS. 5403
DHS. 473/8 (PRE MOD. 949)
OR DHS. 1233/8
DHS.1373/8 (MOD.949)

CODE No. 15
IO.20V1773A/ND

IO.20V 4011 A
CODE No. 19



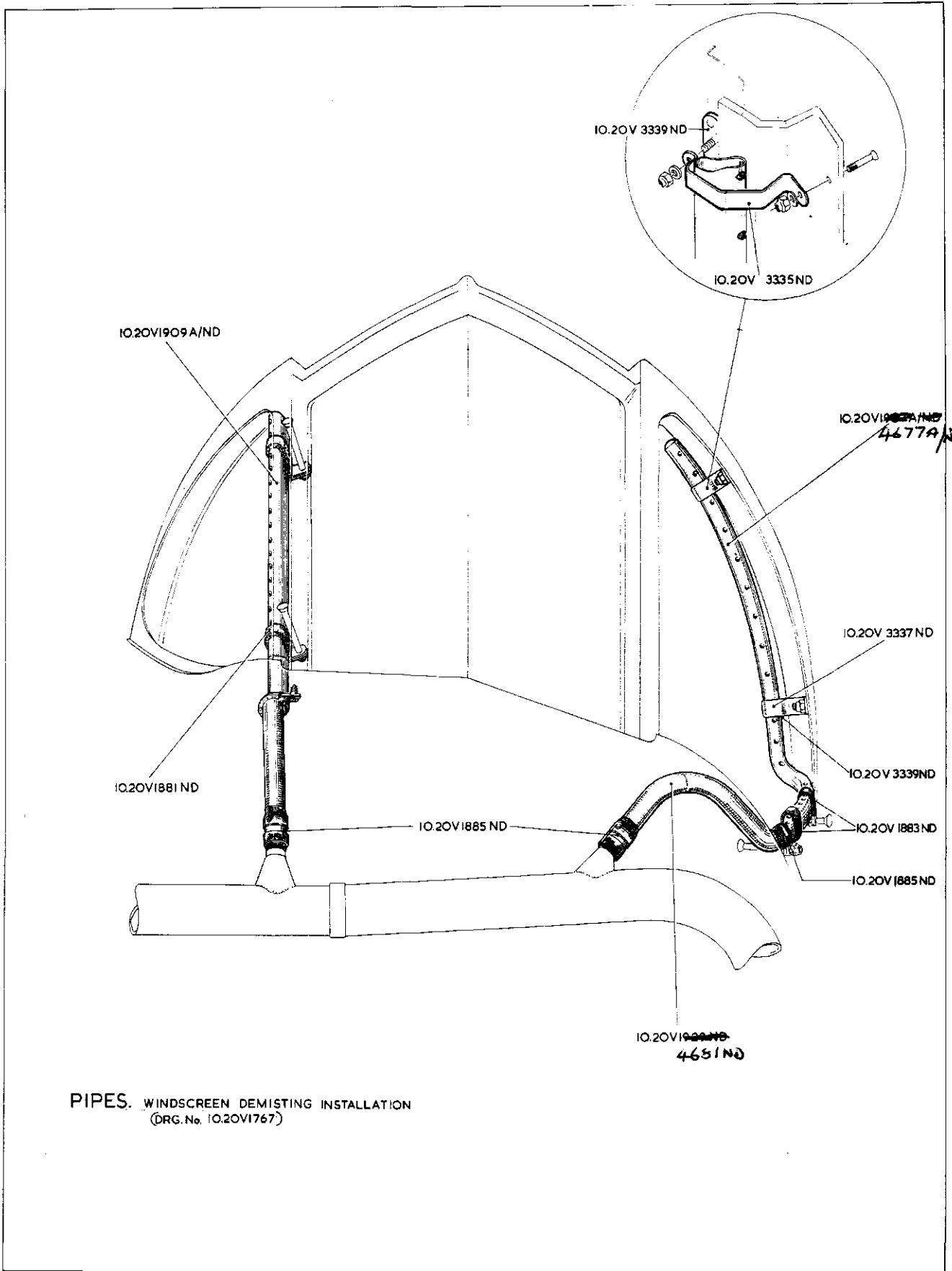
SPROCKET

NORMALAIR
513490
(PRE MOD. 1093)
NORMALAIR
522730 (MOD.1093)

IO.20V1901ND

IO.20V 3367

Air Pipes in Pressure Cabin
(DRG. No. IO.20V1591)



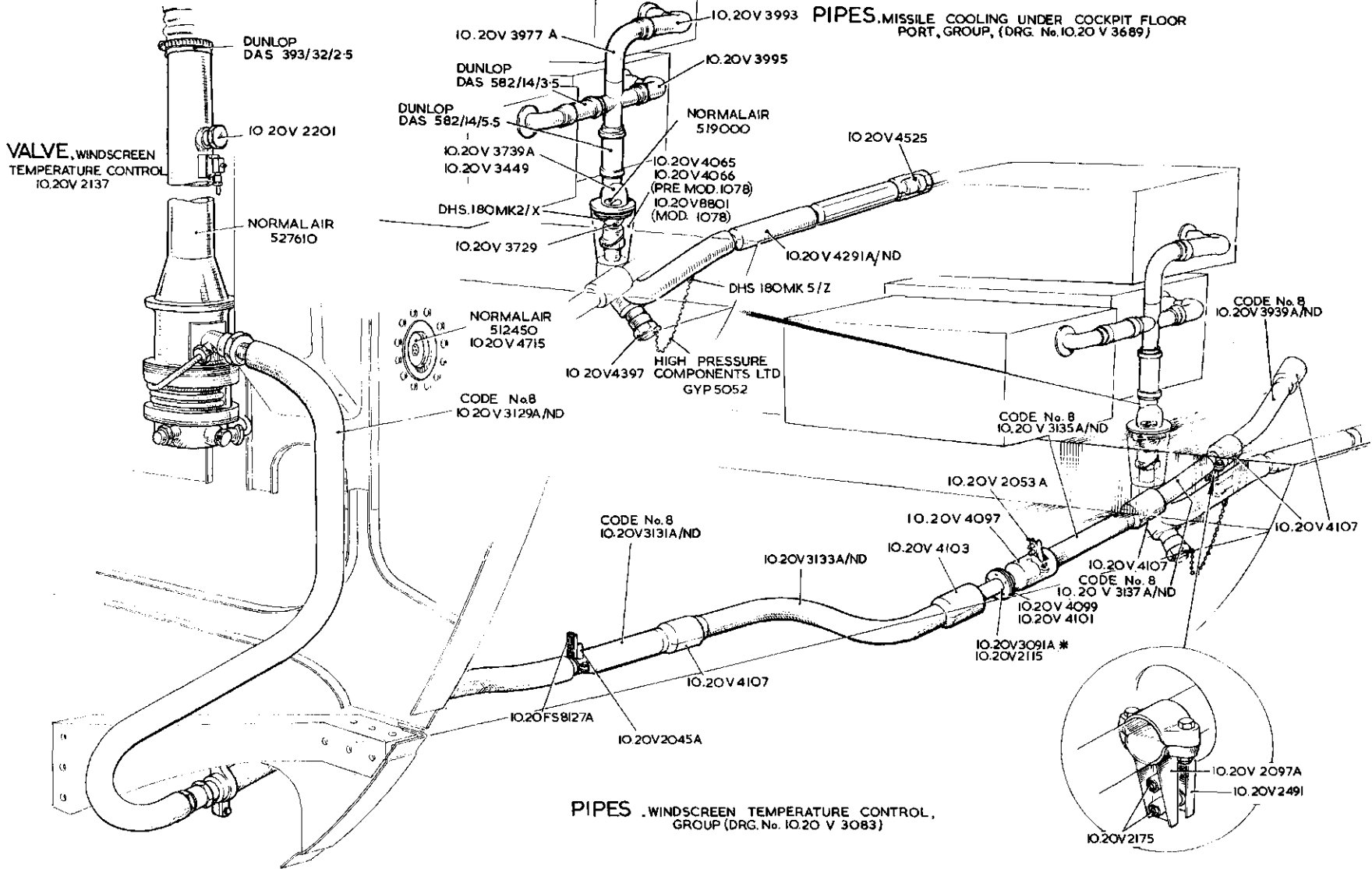
QA.3

SERVICES
AIR CONDITIONING INSTALLATION
IN FUSELAGE

QA.3

[A.L.21]

SEE TEXT FOR SPARES CONDITION
OF ITEMS MARKED THUS *



QA.4

**SERVICES
AIR CONDITIONING INSTALLATION
IN FUSELAGE**

QA.4
[AL 62]

RESTRICTED

Sea Vixen Mk.1

RESTRICTED

Plate QA.4

This file was downloaded
from the RTFM Library.

Link: www.scottbouch.com/rtfm

Please see site for usage terms,
and more aircraft documents.

