



SERVICES

FUEL SYSTEM IN WING CENTRE SECTION

Ref. No.	Part No.	Description	No. off	Material Specification	Class of Store or L.M	Place No.
97	S10-20 P 101	<b>COVER</b> , manhole, tank No. 1, Port (Special spares assembly complete with attachments)	1	—	P	QJ2
98	S10-20 P 102	<b>COVER</b> , manhole, tank No. 1, Starboard (Special spares assembly complete with attachments)	1	—	P	QJ2
	10-20 P 4103A	<b>COVER</b> , manhole, Port, assembly (Mod. 415)	1	—	—	QJ2
	10-20 P 4104A	<b>COVER</b> , manhole, Starboard, assembly (Mod. 415)	1	—	—	QJ2
		Spares for :—				
28T/13628	AGS.995/11	<b>STUD</b> , 2 BA (Pre Mod. 655)	34	—	C	
28T/13628	AGS.995/11	<b>STUD</b> , 2 BA (Mod. 655)	30	—	C	
28T/15719	AGS.995/14	<b>STUD</b> , 2 BA (Mod. 655)	4	—	C	
		Attachments for 10-20 P 4103A or 10-20 P 4104A, Cover :—				
28D/9133013	A25/5C	Bolt, 2 BA	20	—	C	
28D/1200119	A25/4C	Bolt, 2 BA	4	—	C	
28D/14128	A30/8G	Bolt, $\frac{5}{16}$ " BSF	15	—	C	
28D/14218	A30/9G	Bolt, $\frac{5}{16}$ " BSF	3	—	C	
28D/13263	A30/10G	Bolt, $\frac{5}{16}$ " BSF	3	—	C	
28D/13473	A30/8J	Bolt, $\frac{3}{8}$ " BSF	15	—	C	
28D/1213767	A30/9J	Bolt, $\frac{3}{8}$ " BSF	8	—	C	
28M/10288	AGS.2001/C/1	Nut, 2 BA	58	—	C	
26DL/2694	6 PT 303	Ring, sealing	1	—	C	QJ2
26DL/5456	DHS.402/C	Seal, bonded	24	—	C	QJ2
26FN/3285	DHS.180 Mk.3/X	Tag, locking...	1	—	C	QJ2
	DHS.180 Mk.3/Y	Tag, locking, 22 SWG	1	S.510	LM	QJ2
28W/9419454	SP.10/C	Washer	34	—	C	
28W/9419475	SP.15/C	Washer	23	—	C	
28W/9419404	SP.16/C	Washer (Pre Mod. 2)	8	—	C	
28W/9419488	SP.16/G	Washer	21	—	C	
28W/9419489	SP.16/J	Washer	23	—	C	
	10-20 P 2719A	<b>DRAIN</b> , water, assembly (Pre Mod. 1038)	1	—	—	QJ2
16807	10-20 P 8097A	<b>DRAIN</b> , water, assembly (Mod. 1038)	1	—	P	QJ2
5502	10-20 P 2323	<b>CAM</b> (Pre Mod. 583)	1	—	C	QJ2
14278	10-20 P 3831	<b>CAM</b> (Mod. 583)	1	—	C	QJ2
6537	10-20 P 2715	<b>HOUSING</b>	1	—	C	QJ2
28F/8016813	AGS.1186/J	<b>SEAL</b> , bonded	1	—	C	
6538	10-20 P 2717	<b>SEAT</b> , valve	1	—	C	QJ2
28S/15902	A55/B8	<b>SCREW</b> , grub	1	—	C	
16806	10-20 P 8087A	<b>SPINDLE</b> , assembly	1	—	C	QJ2
5503	10-20 P 2321	<b>SPRING</b>	1	—	C	QJ2
	—	<b>ELECTRICAL COMPONENTS</b> (See sub-section EBX)	—	—	—	
14820	10-20 P 3747	<b>GASKET</b> , booster pump (Mod. 415)	1	—	C	QJ2
	SELF PRIMING PUMPS SPE.16095	<b>MOUNTING</b> , sump, fuel booster pump (Mod. 415)	1	—	—	QJ2
		Attachments for SPE.16095, Mounting :—				
28M/10288	AGS.2001/C/1	Nut, 2 BA	34	—	C	
	SELF PRIMING PUMPS SPE.12295	Ring, sealing	1	—	C	QJ2
27F/2984	SP.10/C	Washer	34	—	C	
28W/9419454						
28F/9513420	AGS.1142/J	<b>NIPPLE</b> , adapter, at connector of float valve inner pipe to adapter at cover	1	—	C	

**SERVICES**

**FUEL SYSTEM IN WING CENTRE SECTION**

Ref. No.	Part No.	Description	No off	Material Specification	Class of Store or L.M	Place No.
	10-20 P 3849A	<b>POT</b> , fuel collector, Port, assembly (Mod. 415) (For spares use 10-20 P 4225A/ND)	1	—	—	QJ2
15762	10-20 P 4225A/ND	<b>POT</b> , fuel collector, Port, assembly (Spares condition)	1	—	C	
	10-20 P 3850A	<b>POT</b> , fuel collector, Starboard, assembly (Mod. 415) (For spares use 10-20 P 4226A/ND)	1	—	—	QJ2
15763	10-20 P 4226A/ND	<b>POT</b> , fuel collector, Starboard, assembly (Spares condition)	1	—	C	
	10-20 P 4313	<b>BRACKET</b> , support, float valve support ring mounting, L.H. (For spares use 10-20 P 4325ND)	1	L.72	—	QJ2
16258	10-20 P 4325ND	<b>BRACKET</b> , support, float valve support ring mounting, L.H. (Spares condition)	1	—	C	
	10-20 P 4314	<b>BRACKET</b> , support, float valve support ring mounting, R.H. (For spares use 10-20 P 4326ND)	1	L.72	—	QJ2
16259	10-20 P 4326ND	<b>BRACKET</b> , support, float valve support ring mounting, R.H. (Spares condition)	1	—	C	
	10-20 P 3441A	<b>SUPPORT</b> , flamestat probe Attachments for 10-20 P 3441A, Support :—	1	—	—	QJ2
28D/9436920	A25/1C	Bolt, 2 BA	2	—	C	
28M/10288	AGS.2001/C/1	Nut, 2 BA	2	—	C	
26DL/5456	DHS.402/C	Seal, bonded	2	—	C	QJ2
28W 9419475	SP.15/C	Washer	2	—	C	
	10 P 1043A	<b>VALVE</b> , clack, assembly Spares for :—	2	—	—	QJ2
6539	10 P 473A	<b>PLATE</b> , flap Spares for :—	1	—	C	QJ2
	10-20 P 4177ND	<b>SEAL</b> , rubber (Make from Ref. No. 32D/441) Attachments for 10 P 473A, Plate :—	1	—	LM	QJ2
28P/9713610	SP.4Z/B6	Pin, shackle	2	—	C	
28P/1007741	SP.9/C8	Pin, split	2	—	C	
28W/9128924	SP.14/C	Washer	2	—	C	
5UE/6767	SELF PRIMING PUMPS SPE.2011A/Mk. 1	<b>PUMP</b> , booster, coded " FN " Port, " FP," Starboard (Mod. 415) Attachments for SPE.2011A/Mk. 1, Pump :—	2	—	P	QJ2
28M/10288	AGS.2001/C/1	Nut, 2 BA	14	—	C	
28F/2984	SELF PRIMING PUMPS SPE.12295	Ring, sealing	1	—	C	QJ2
28W/9419454	SP.10/C	Washer	14	—	C	
28F/9434375	AGS.1186/H	<b>SEAL</b> , bonded, drain, water, assembly	1	—	C	
	10-20 P 2935ND	<b>STRUT</b> , bracing, ½" o/d, x 20 SWG Attachments for 10-20 P 2935ND, Strut :—	1	L.63	LM	QJ2
28D/7002428	A25/6C	Bolt, 2 BA	2	—	C	
28M/10288	AGS.2001/C/1	Nut, 2 BA	2	—	C	
	AS.2809/4/050	Tube, distance, ½" o/d x 22 SWG x 0"50 long	2	L.63	LM	QJ2
28W/9419475	SP.15/C	Washer	2	—	C	

**SERVICES**

**FUEL SYSTEM IN WING CENTRE SECTION**

Ref. No.	Part No.	Description	No. off						Material Specification	Class of Score or L.M	Plate No.
			1	2	3	4	5	6			
9113	10-20 P 1675A	<b>VALVE</b> , clack. assembly ... ..						1	—	C	QJ2
		Attachments for 10-20 P 1675A, Valve :—									
28S/9144869	A35/C24	Screw, 2 BA ... ..						6	—	C	
9112	10-20 P 1649	Washer, jointing ... ..						1	—	C	QJ2
2034	DHS.776/C1	Washer ... ..						6	—	C	QJ2
	10-20 P 3897A	<b>VALVE</b> , float. assembly (Mod. 415) ... ..						1	—	—	QJ2
5K/3355	AS.3360/B4B	<b>LEAD</b> , bonding, flexible ... ..						1	—	C	
5K/3394	AS.3360/B6B	<b>LEAD</b> , bonding, flexible ... ..						1	—	C	
		Attachments for AS.3360/B4B and AS.3360/B6B, Lead :—									
28D/1007971	A25/3B	Bolt, 4 BA ... ..						1	—	C	
28M/10287	AGS.2001/B/1	Nut, 4 BA ... ..						1	—	C	
28S/9435646	A35/B6	Screw, 4 BA ... ..						1	—	C	
28W/9419448	AGS.2035/B	Washer, shakeproof ... ..						1	—	C	
28F/9513420	AGS.1142/J	<b>NIPPLE</b> , adapter, at inner pipe connection to valve						1	—	C	
14822	10-20 P 3899ND	<b>PIPE</b> , inner... ..						1	—	C	QJ2
		Attachments for 10-20 P 3899ND, Pipe :—									
28D/9133011	A25, 2C	Bolt, 2 BA ... ..						1	—	C	
28E/14087	AS.3181/20C	Clip, "P" ... ..						1	—	C	
28M/10288	AGS.2001/C,1	Nut, 2 BA ... ..						1	—	C	
28W/9419475	AS.2809/4/012 SP.15/C	Tube, distance, 1" o/d x 22 SWG x 0"12 long Washer ... ..						1 1	L.63 —	LM C	
14823	10-20 P 3901A/ND	<b>PIPE</b> , outer, assembly ... ..						1	—	P	QJ2
		Spares for :—									
	10-20 P 3895	<b>BRACKET</b> , 16 SWG ... ..						1	L.72	LM	QJ2
		Attachments for 10-20 P 3901A/ND, Pipe :—									
27FR/4325	FLIGHT REFUELLING FRS.525V Series 1	Connector, pipe (For spares see AP.4515U, Vol. 3, Part 1)						1	—	C	QJ2
	SELF PRIMING PUMPS URV.1250B Mk. 3	<b>VALVE</b> , float ... ..						1	—	—	QJ2
		Attachments for 10-20 P 3897A, Valve :—									
28D/1007971	A25/3B	Bolt, 4 BA, at bonding lead ... ..						1	—	C	
28S/9141836	A25/C20	Screw, 2 BA ... ..						3	—	C	
9111	10-20 P 1713	Tab. spring ... ..						3	—	C	QJ2
2034	DHS.776/C1	Washer ... ..						3	—	C	QJ2
	10-20 P 2927A	<b>VALVE</b> , pressure relief, assembly ... ..						1	—	—	QJ2
17027	Z10-20 P 2653	<b>BODY</b> , valve ... ..						1	L.65	C	QJ2
6542	10-20 P 281	<b>GUIDE</b> , valve ... ..						1	—	C	QJ2
28F/9434375	AGS.1186/H	<b>SEAL</b> , bonded ... ..						1	—	C	
6544	10-20 P 3087	<b>SHIM</b> ... ..						1	—	C	QJ2
6543	10-20 P 2929	<b>SPRING</b> ... ..						1	—	C	QJ2
14835	10-20 P 851	<b>VALVE</b> ... ..						1	—	C	QJ2
		Attachments for 10-20 P 2927A, Valve :—									
28F/1011903	AGS.1186/G	Seal, bonded ... ..						1	—	C	
9110	10-20 P 1881	<b>WASHER</b> , jointing, pressure relief valve adaptor						1	—	C	QJ2

SERVICES

FUEL SYSTEM IN WING CENTRE SECTION

Ref. No.	Part No.	Description	No. off	Material Specification	Class of Store or L.M	Plate No.
	—	<b>FUEL SYSTEM IN ZONE "A,"</b> (i.e. semi-bulkhead stn. 197"-45 to front firewall stn. 246"-0 between ribs No. 1), group (Drg. No. 10-20 P 663) (Pre Mod. 2)	1	—	—	QJ4
	—	<b>CLIP</b> , securing re-circulation pipes, code No. 24, to twin non-return and flow limiting valve and to fuel feed pipe, code No. 34, Starboard, group	2	—	—	
	10-20 M 667	<b>BLOCK</b> , distance ... ..	1	LFS.21	LM	QJ4
28D/9140645	A25/10C	<b>BOLT</b> , 2 BA ... ..	2	—	C	
6103	10-20 P 577	<b>BUSH</b> , split, large ... ..	1	—	C	QJ4
19215	10-20 P 733	<b>BUSH</b> , split, small ... ..	1	—	C	QJ4
6105	10-20 P 735A	<b>CLIP</b> , small ... ..	1	—	C	QJ4
6106	10-20 V 1305A	<b>CLIP</b> , large ... ..	1	—	C	QJ4
28M/10288	AGS.2001/C/1	<b>NUT</b> , 2 BA ... ..	2	—	C	
	—	<b>CLIP</b> , securing fuel feed pipes, code Nos. 41 and 43, to brackets and underwing shear panel longeron, Port, group	2	—	—	
6103	10-20 P 577	<b>BUSH</b> , split ... ..	2	—	C	QJ4
	10-20 P 783	<b>CLIP</b> , 20 SWG ... ..	1	S.511	LM	QJ4
28S/1011491	A32/C24	<b>SCREW</b> , 2 BA ... ..	1	—	C	
26DV/9733	DHS.728/C16	<b>WASHER</b> , support ... ..	1	—	C	QJ4
	—	<b>CLIP</b> , securing aft end of twin non-return and flow limiting valve to heat exchanger, Starboard, group	1	—	—	
	10-20 P 785	<b>BLOCK</b> , distance ... ..	1	LFS.21	LM	QJ4
28D/9435710	A25/11C	<b>BOLT</b> , 2 BA ... ..	2	—	C	
	10-20 P 787A	<b>BRACKET</b> , assembly ... ..	1	—	—	QJ4
	10-20 P 793ND	<b>ANGLE</b> , 16 SWG ... ..	1	L.72	LM	QJ4
28M/9044673	AGS.2019/C/1	<b>NUT</b> , anchor, 2 BA ... ..	2	—	C	
6103	10-20 P 577	<b>BUSH</b> , split ... ..	1	—	C	QJ4
6104	10-20 P 789A	<b>CLIP</b> , pipe, assembly ... ..	1	—	C	QJ4
28M/10288	AGS.2001/C/1	<b>NUT</b> , 2 BA ... ..	2	—	C	
28S/9137828	A32/C32	<b>SCREW</b> , 2 BA ... ..	2	—	C	
28W/9419402	SP.13/C	<b>WASHER</b> ... ..	2	—	C	
	DHS.31/4	<b>CLIP</b> , bonding, on fuel feed pipes, code No. 34 and 41, at joints outboard of rib No. 1, 22 SWG	2	L.16	LM	
	—	Attachments for DHS.31-4, Clip :—				
28D/1011333	A26/1B	Bolt, 4 BA ... ..	1	—	C	
28M/10297	AGS.2001/B/12	Nut, 4 BA ... ..	1	—	C	
28W/9419465	SP.13/B	Washer ... ..	1	—	C	
	—	<b>COCKS</b> , fuel, on semi-bulkhead stn. 197"-45, Port, group (Drg. No. 10-20 P 647)	1	—	—	QJ3
	—	<b>COCKS</b> , fuel, on semi-bulkhead, stn. 197"-45, Starboard, group (Drg. No. 10-20 P 647)	1	—	—	QJ3
6082	10-20 P 183	<b>BRACKET</b> , stay, at inboard end of low pressure cocks	1	—	C	QJ3
	—	Attachments for 10-20 P 183, Bracket :—				
28D/1200119	A25/4C	Bolt, 2 BA ... ..	2	—	C	
28D/9140645	A25/10C	Bolt, 2 BA ... ..	2	—	C	
28M/10288	AGS.2001/C/1	Nut, 2 BA ... ..	2	—	C	
28W/9419475	SP.15/C	Washer ... ..	2	—	C	
11277	DHS.783/8/26	Washer ... ..	QR	—	C	QJ3

**SERVICES**

**FUEL SYSTEM IN WING CENTRE SECTION**

Ref. No.	Part No.	Description	No. off	Material Specification	Class of Store or L.M	Plate No.
	10-20 P 4197A	<b>GALLERY</b> , fuel, and low pressure cock mounting, Port. assembly (Mod. 829)	1	—	—	QJ3
	10-20 P 4199A	<b>GALLERY</b> , fuel, and crossfeed and low pressure cock mounting, Starboard, assembly (Mod. 829)	1	—	—	QJ3
27F/2986	SAUNDERS Type 51.K12	<b>COCK</b> , low pressure, Port ... ..	1	—	P	QJ3
27F/2985	SAUNDERS Type 51.D12	<b>COCK</b> , crossfeed, Starboard ... ..	1	—	P	QJ3
27F/2987	SAUNDERS Type 51.L12	<b>COCK</b> , low pressure, Starboard ... ..	1	—	P	QJ3
28D/9140645	A25/10C	Attachments for Type 51.K12, Type 51.D12 or Type 51.L12, Cock :—				
28M/10288	AGS.2001/C/1	Bolt, 2 BA ... ..	4	—	C	
26DL/4216	DHS.69/C	Nut, 2 BA ... ..	4	—	C	
28W/9419475	SP.15/C	Shim ... ..	4	—	C	QJ3
		Washer ... ..	4	—	C	
6074	10-20 P 657	<b>GALLERY</b> , bottom, Port ... ..	1	—	C	QJ3
6075	10-20 P 658	<b>GALLERY</b> , bottom, Starboard ... ..	1	—	C	QJ3
6072	10-20 P 645	<b>GALLERY</b> , top, Port ... ..	1	—	C	QJ3
6073	10-20 P 703	<b>GALLERY</b> , top, Starboard ... ..	1	—	C	QJ3
		Attachments for 10-20 P 657, 10-20 P 658, 10-20 P 645 or 10-20 P 703, Gallery:—				
28D/9133013	A25/5C	Bolt, 2 BA ... ..	1	—	C	
28D/7002428	A25/6C	Bolt, 2 BA ... ..	3	—	C	
28M/10288	AGS.2001/C/1	Nut, 2 BA ... ..	4	—	C	
	DOWTY					
27QA/462	SP.911A/1	Ring, sealing, "O" Type ... ..	1	—	C	QJ3
28W/9419475	SP.15/C	Washer ... ..	4	—	C	
6390	6-2 P 179	<b>GUARD</b> , pulley } 1 off, Port 2 off, Starboard	1	—	C	QJ3
	OR					
10326	10-20 CE 4051	<b>GUARD</b> , pulley } Attachments for 6-2 P 179 or 10-20 CE 4051, Guard :—	1	—	C	QJ3
28D/9133013	A25/5C	Bolt, 2 BA ... ..	1	—	C	
28M/10328	AGS.2002/C/1	Nut, 2 BA ... ..	1	—	C	
28W/9419475	SP.15/C	Washer ... ..	1	—	C	
28R/9456431	AGS.565/B	<b>PLUG</b> , drain, bottom gallery ... ..	1	—	C	
		Attachments for AGS.565/B, Plug :—				
6362	DHS.402/N	Seal, bonded ... ..	1	—	C	QJ3
	10-20 CE 4731A	<b>PULLEY</b> , fuel crossfeed, Starboard, assembly	1	—	—	QJ3
16469	10-20 CE 1947	<b>CABLE</b> , fuel crossfeed ... ..	1	—	C	QJ3
		Attachments for 10-20 CE 1947, Cable :—				
28D/1007976	AS.1242/4C	Bolt, 2 BA ... ..	1	—	C	
28M/9403520	A27/CP	Nut, 2 BA ... ..	1	—	C	
28W/9419475	SP.15/C	Washer ... ..	1	—	C	
6077	10-20 CE 1871	<b>PULLEY</b> ... ..	1	—	C	QJ3

**SERVICES**

**FUEL SYSTEM IN WING CENTRE SECTION**

Ref. No.	Part No.	Description	No. off	Material Specification	Class of Store or L.M	Plate No.
16467	10-20 CE 4727A	<b>PULLEY</b> , low pressure fuel, Port, assembly	1	—	—	QJ3
	10-20 CE 1948	<b>CABLE</b> , low pressure fuel ... ..	1	—	C	QJ3
28D/1007976 28M/9403520 28W/9419475	AS.1242/4C A27/CP SP.15/C	Attachments for 10-20 CE 1948, Cable :—				
		Bolt, 2 BA ... ..	1	—	C	
		Nut, 2 BA ... ..	1	—	C	
		Washer ... ..	1	—	C	
6076	10-20 CE 1873	<b>PULLEY</b> ... ..	1	—	C	QJ3
16468	10-20 CE 4729A	<b>PULLEY</b> , low pressure fuel, Starboard, assembly	1	—	—	QJ3
	10-20 CE 1949	<b>CABLE</b> , low pressure fuel ... ..	1	—	C	QJ3
28D/1007976 28M/9403520 28W/9419475	AS.1242/4C A27/CP SP.15/C	Attachments for 10-20 CE 1949, Cable:—				
		Bolt, 2 BA ... ..	1	—	C	
		Nut, 2 BA ... ..	1	—	C	
		Washer ... ..	1	—	C	
6077	10-20 CE 1871	<b>PULLEY</b> ... ..	1	—	C	QJ3
28D/9140644 28M/10328 28W/9419475	A25/9C AGS.2002/C/1 SP.15/C	Attachments for 10-20 CE 4731A, 10-20 CE 4727A or 10-20 CE 4729A, Pulley :—				
		Bolt, 2 BA ... ..	1	—	C	
		Nut, 2 BA ... ..	1	—	C	
		Washer ... ..	1	—	C	
26DL/2607 26DL/2608 26DL/2609 26DL/2610 28F/9439111	6 P 1561 6 P 1567 6 P 1565 6 P 2321 AGS.1186/K	<b>UNION</b> , crossfeed pipe and top gallery, Port, group	1	—	—	
		<b>HOUSING</b> , seal ... ..	1	—	C	QJ3
		<b>NUT</b> , union ... ..	1	—	C	QJ3
		<b>RING</b> , bolster ... ..	1	—	C	QJ3
		<b>SEAL</b> ... ..	1	—	C	QJ3
		<b>SEAL</b> , bonded ... ..	1	—	C	QJ3
		Attachments for 10-20 P 4197A or 10-20 P 4199A, Gallery :—				
28D/1200119 28W/9419475 11277	A25/4C SP.15/C DHS.783/8/26	Bolt, 2 BA ... ..	2	—	C	
		Washer ... ..	2	—	C	
		Washer ... ..	QR	—	C	QJ3
28F/9517920	AGS.1142/K	<b>NIPPLE</b> , adapter, at crossfeed pipe connection to crossfeed valve	1	—	C	
9085	10-20 P 1509A/ND	<b>PIPE</b> , branch, Code No. 75-76-77, crossfeed, assembly	1	—	C	QJ3
9090	10-20 P 1499	<b>VALVE</b> , de-fuelling, for tanks Nos. 1 and 1A, group	1	—	—	
		<b>PLUG</b> , nipple ... ..	1	—	C	QJ3
28P/9527619 9089	SP.90/C7 10-20 P 1501	Attachments for 10-20 P 1499, Plug :—				
		Pin, split (SP.9/C8) ... ..	1	—	C	
		Sleeve, outer ... ..	1	—	C	QJ3

SERVICES

FUEL SYSTEM IN WING CENTRE SECTION

Ref. No.	Part No.	Description	1 2 3 4 5 6						No. off	Material Specification	Class of Store or L.M	Plate No.
			9086	10-20 P 1487A 10-20 P 1495 FLIGHT REFUELLING LTD. FRS.150/K/ Series 1	<b>VALVE</b> , assembly ... .. <b>BODY</b> ... ..							
27FR/2337		<b>CONNECTOR</b> , termination, pipe (For spares see AP.4515U, Vol. 3, Pt. 1) Attachments for FRS.150/K/Series 1. Connector :—						1	—	C	QJ3	
28D/1200119	A25/4C	Bolt, 2 BA ... ..						8	—	C		
28M/10288	AGS.2001/C/1	Nut, 2 BA ... ..						8	—	C		
9088	10-20 P 1493	Ring, sealing ... ..						1	—	C	QJ3	
28W/9419475	SP.15/C	Washer ... ..						8	—	C		
9087	10-20 P 1489A	<b>GUIDE</b> , valve, assembly ... .. Spares for :—						1	—	C	QJ3	
	AS.2563	<b>BUSH</b> ... ..						1	BS.251	—	QJ3	
28Y/13379	AS.2578	<b>RING</b> , seating ... ..						1	—	C	QJ3	
28Y/13380	AS.404	<b>SPRING</b> ... ..						1	—	C	QJ3	
28Y/13381	AS.2579	<b>VALVE</b> ... ..						1	—	C	QJ3	
		Attachments for 10-20 P 1487A, Valve :—										
28D/1200119	A25/4C	Bolt, 2 BA ... ..						2	—	C		
28M/10288	AGS.2001/C/1	Nut, 2 BA ... ..						2	—	C		
28W/9419475	SP.15/C	Washer ... ..						2	—	C		
—	—	<b>ELECTRICAL COMPONENTS</b> (See sub-sections EAQ, EAV and EBG)						—	—	—		
—	—	<b>EXCHANGER</b> , heat, and fuel feed pipes, group (Drg. No. 10-20 P 3687)						1	—	—		
—	—	<b>BRACKET</b> , heat exchanger support, group						1	—	—		
	10-20 P 4089	<b>BRACKET</b> , Port, 18 SWG ... ..						1	S.511	LM	QJ4	
	10-20 P 4087A	<b>BRACKET</b> , Starboard, assembly ... ..						1	—	—	QJ4	
	10-20 P 4091ND	<b>BRACKET</b> , bare, 18 SWG ... ..						1	S.511	LM	QJ4	
28M/11957	AGS.2007/C/1	<b>NUT</b> , anchor, 2 BA ... ..						1	—	C		
28M/9435560	AGS.2007/E/1	<b>NUT</b> , anchor, 1/2" BSF ... ..						2	—	C		
	10-20 S 9403A	<b>BRACKET</b> , "P." clip assembly ... ..						1	—	—	QJ4	
	10-20 S 8993ND	<b>ANGLE</b> , 18 SWG ... ..						1	L.72	LM	QJ4	
28M/9435067	AGS.2008/C/1	<b>NUT</b> , anchor, 2 BA ... ..						1	—	C		
	10-20 S 9401ND	<b>WASHER</b> , support, 18 SWG ... ..						1	L.72	LM	QJ4	
	10-20 P 3957ND	<b>NUT</b> , lock, 3/8" BSF (Lock to DHS.514/D) (Make from Part No. A27/PT, Ref. No. 28M/13244)						1	—	LM	QJ4	
6098	10-20 P 749	<b>ELBOW</b> , connecting heat exchanger and fuel cock Attachments for 10-20 P 749, Elbow :—						2	—	C	QJ4	
	THOS. BOORN	Clamp, bracket ... ..						2	—	C	QJ4	
6391	FD.6000/2	Ring, sealing, "O" Type ... ..						2	—	C		
27QA/447	DOWTY SP.911/3											

**SERVICES**

**FUEL SYSTEM IN WING CENTRE SECTION**

Ref. No.	Part No.	Description	No. off	Material Specification	Class of Store or L.M	Plate No.
	10-20 S 8645A	<b>EXCHANGER</b> , heat, Port, assembly...	1	—	—	QJ4
	10-20 S 8647A	<b>EXCHANGER</b> , heat, Starboard, assembly ...	1	—	—	QJ4
	10-20 S 7457	<b>BRACKET</b> , heat exchanger attachment, Port, 18 SWG	1	S.511	LM	QJ4
	10-20 S 7458	<b>BRACKET</b> , heat exchanger attachment, Starboard, 18 SWG	1	S.511	LM	QJ4
		Attachments for 10-20 S 7457 or 10-20 S 7458, Bracket :—				
28D/1011030	A25/2E	Bolt, 1/2" BSF ... ..	2	—	C	
28W/9418921	SP.13/E	Washer ... ..	2	—	C	
6099	10-20 S 8563	<b>COUPLING</b> , banjo body, union, double right angle, Port	1	—	C	QJ4
14010	10-20 S 13789	<b>COUPLING</b> , banjo body, union, double right angle, Starboard	1	—	C	QJ4
		Attachments for 10-20 S 8563 or 10-20 S 13789, Coupling :—				
28F/19323	AGS.1213/F	Bolt, banjo ... ..	1	—	C	
28F/9428456	AGS.1186/F	Seal, bonded ... ..	2	—	C	
28F/9423243	AGS.1132/F	<b>COUPLING</b> , banjo body, union, single end, Port	1	—	C	QJ4
		Attachments for AGS.1132/F, Coupling :—				
28F/9423233	AGS.1135/F	Bolt, banjo ... ..	1	—	C	
28F/9428456	AGS.1186/F	Seal, bonded ... ..	2	—	C	
10240	10-20 S 11287	<b>COUPLING</b> , banjo body, union, single end, Starboard	1	—	C	QJ4
		Attachments for 10-20 S 11287, Coupling :—				
28F/19323	AGS.1213/F	Bolt, banjo ... ..	1	—	C	
28F/9428456	AGS.1186/F	Seal, bonded ... ..	1	—	C	
27U/828	MARSTON EXCELSIOR D613/44A	<b>EXCHANGER</b> , heat, fuel/hydraulic fluid, Port	1	—	P	QJ4
27U/827	MARSTON EXCELSIOR D613/4A	<b>EXCHANGER</b> , heat, fuel/hydraulic fluid, Starboard	1	—	P	QJ4
28R/9719126	AGS.566/B	<b>PLUG</b> ... ..	1	—	C	
		Attachments for AGS.566/B, Plug :—				
28F/9428453	AGS.1186/B	Seal, bonded ... ..	1	—	C	
27V/5366	TEDDINGTON CONTROLS FFR.A.350	<b>VALVE</b> , thermostatic, Model 3 ... ..	1	—	P	QJ4
		Attachments for FFR.A.350, Valve :—				
28D/1200119	A25/4C	Bolt, 2 BA ... ..	6	—	C	
28M/10288	AGS.2001/C/1	Nut, 2 BA ... ..	6	—	C	
27QA/464	DOWY SP.911A/3	Ring, sealing, "O" Type ... ..	1	—	C	QJ4
28W/9419402	SP.13/C	Washer ... ..	6	—	C	
		Attachments for 10-20 S 8645A or 10-20 S 8647A, Heat Exchangers :—				
28D/1011030	A25/2E	Bolt, 1/2" BSF ... ..	1	—	C	
28W/9418921	SP.13/E	Washer ... ..	1	—	C	

**SERVICES**

**FUEL SYSTEM IN WING CENTRE SECTION**

Ref. No.	Part No.	Description	No. off	Material Specification	Class of Store or L.M	Plate No.
16392	10-20 P 3695A/ND	<b>PIPE</b> , code No. 39, fuel feed, from heat exchanger to flow transmitter at front firewall, Starboard (Mod. 356)	1	—	C	QJ4
16391	10-20 P 3697A/ND	<b>PIPE</b> , code No. 46, fuel feed, from heat exchanger to flow transmitter at front firewall, Port (Mod. 356) Attachments for 10-20 P 3695A/ND or 10-20 P 3697A/ND, Pipe :—	1	—	C	QJ4
27FR/2330	FLIGHT REFUELLING LTD. FRS.110/L/Series 1	Connector, pipe (For spares see AP.4515U, Vol. 3, Part 1)	1	—	C	QJ4
17709	AERO CONTROLS AC.4030/28D	Coupling, pipe (Mod. 848)	1	—	C	QJ4
6A/6160	—	<b>PROBE</b> , flow temperature, Firth Cleveland Type EF.87771/05, coded "ZR," secured to adapter on pipe code No. 46	1	—	P	QJ4
6A/5972	—	<b>PROBE</b> , rate temperature, Firth Cleveland Type EF.87771/04, coded "GJ," Starboard, "ADT," Port, secured to adapters on pipes, code Nos. 46 and 39	2	—	P	QJ4
6A/6941	—	<b>TRANSMITTER</b> , fuel flowmeter, Firth Cleveland Type EF.81113/02 (Mod. 356) Attachments for Ref. No. 6A/6941, Transmitter:—	2	—	P	QJ4
6392	THOS. BOORN FD.6000/1	Clamp, bracket, at front firewall, elbow	1	—	C	QJ4
27QA/445	DOWTY SP.911/1	Ring, sealing, "O" Type	1	—	C	QJ4
5K/3355	AS.3360/B4B	<b>LEAD</b> , bonding Attachments for AS.3360/B4B, Lead (per pair) :—	36	—	C	
28D/9464748	A26/½B	Bolt, 4 BA	2	—	C	
28M/10297	AGS.2001/B/2	Nut, 4 BA	2	—	C	
28S/9435646	A35/B6	Screw, 4 BA	1	—	C	
28W/9419448	AGS.2035/B	Washer, shakeproof	1	—	C	
28F/9513420	10-20 P 739ND AGS.1142/J	<b>LUG</b> , bonding, 18 SWG	8	L.16	LM	QJ4
28F/9517920	AGS.1142/K	<b>NIPPLE</b> , adapter, at connection of pipes, code Nos. 35 and 42	2	—	C	
		<b>NIPPLE</b> , adapter, at connection of pipes, code Nos. 38 and 45	2	—	C	

**SERVICES**

**FUEL SYSTEM IN WING CENTRE SECTION**

Ref. No.	Part No.	Description	No. off	Material Specification	Class of Score or L.M	Plate No.
16025	10-20 P 3733A/ND	<b>PIPE</b> , code No. 96, fuel feed, from booster pump, tank No. 1, to non-return valve, Port (Mod. 415)	1	—	C	QJ4A
16024	10-20 P 3723A/ND	<b>PIPE</b> , code No. 97, fuel feed, from booster pump, tank No. 1, to non-return valve, Starboard (Mod. 415) Attachments for 10-20 P 3733A/ND or 10-20 P 3723A/ND, Pipe :—	1	—	C	QJ4A
26DV/8107	THOS. BOORN FS.6000/1	Clamp, bracelet	1	—	C	
27FR/2325	FLIGHT REFUELLING LTD. FRS.73/K	Collar, split	1	—	C	
27QA/462	DOWTY SP.911A/1	Ring, sealing, "O" Type	1	—	C	
27FR/2433	FLIGHT REFUELLING LTD. FRS.151/K/Series 1	Seal, rubber	1	—	C	
27FR/2434	FLIGHT REFUELLING LTD. FRS.152/K	Sleeve, outer	1	—	C	
16148	10-20 P 3731ND	<b>PIPE</b> , code No. 95, fuel feed, from non-return valve to low pressure fuel cock, Port (Mod. 415) Attachments for 10-20 P 3731ND, Pipe :—	1	—	C	QJ4
27FR/2329	FLIGHT REFUELLING LTD. FRS.110/K/Series 1	Connector, pipe (For spares see AP.4515U, Vol. 3, Part 1)	1	—	C	QJ4
10885	10-20 P 1135ND	<b>PIPE</b> , code No. 45, fuel feed, from low pressure fuel cock on semi-bulkhead to recuperator connection, Port	1	—	C	QJ3
10886	10-20 P 1137ND	<b>PIPE</b> , code No. 38, fuel feed, from low pressure fuel cock on semi-bulkhead to recuperator connection, Starboard Attachments for 10-20 P 1135ND or 10-20 P 1137ND, Pipe :—	1	—	C	QJ3
27FR/2329	FLIGHT REFUELLING LTD. FRS.110/K/Series 1	Connector, pipe (For spares see AP.4515U, Vol. 3, Part 1)	1	—	C	QJ3
16027	10-20 P 3751ND	<b>PIPE</b> , code No. 43, fuel feed, between upper fuel gallery on semi-bulkhead and twin non-return and flow limiting valve, Port (Mod. 415)	1	—	C	QJ4
16026	10-20 P 3749ND	<b>PIPE</b> , code No. 36, fuel feed between crossfeed cock on semi-bulkhead and twin non-return and flow limiting valve, Starboard (Mod. 415) Attachments for 10-20 P 3751ND or 10-20 P 3749ND, Pipe :—	1	—	C	QJ4
27FR/2329	FLIGHT REFUELLING LTD. FRS.110/K/Series 1	Connector pipe (For spares see AP.4515U, Vol. 3, Part 1)	2	—	C	QJ4

SERVICES

FUEL SYSTEM IN WING CENTRE SECTION

Ref. No.	Part No.	Description	No. off	Material Specification	Class of Store or LM	Plate No.
	—	<b>PIPES</b> , code No. 41, fuel feed to float valve tank No. 1, between isolation valve on main spar, outboard of rib No. 1 and twin non-return and flow limiting valve, Port, group	1	—	—	
6070	10-20 P 813A	<b>CONNECTION-PIPE</b> , between isolation valve and first joint, inboard rib No. 1 Attachments for 10-20 P 813A, Connection:—	1	—	C	QJ4
28D/9133012	A25/3C	Bolt, 2 BA ... ..	4	—	C	
28M/10288	AGS.2001/C/1	Nut, 2 BA ... ..	4	—	C	
26FN/3285	DHS.180.Mk.3/X	Tag, bonding ... ..	1	—	C	
26W/9419402	SP.13/C	Washer ... ..	4	—	C	
10897	10-20 P 1163ND	<b>PIPE</b> , between first joint, inboard of rib No. 1 and second joint at front firewall Attachments for 10-20 P 1163ND, Pipe:—	1	—	C	QJ4
27FR/2329	FLIGHT REFUELLING LTD. FRS.110/K/Series 1	Connector, pipe (For spares see AP.4515U, Vol. 3, Part 1)	2	—	C	QJ4
10891	10-20 P 1159ND	<b>PIPE</b> , between second joint at front firewall and twin non-return and flow limiting valve Attachments for 10-20 P 1159ND, Pipe:—	1	—	C	QJ4
28D/9133013	A25/5C	Bolt, 2 BA ... ..	1	—	C	
28E/9471024	AS.5418/24	Clip "P" ... ..	1	—	C	QJ4
27FR/2329	FLIGHT REFUELLING LTD. FRS.110/K/Series 1	Connector, pipe (For spares see AP.4515U, Vol. 3, Part 1)	1	—	C	QJ4
28M/10288	AGS.2001/C/1	Nut, 2 BA ... ..	1	—	C	
28W/9419402	AS.2806/4/030 SP.13/C	Tube, distance, 1" o/d x 22 SWG x 30 long Washer ... ..	1 1	T.35 —	LM C	
16029	10-20 P 3811A/ND	<b>PIPE</b> , code No. 42, between twin non-return and flow limiting valve and float valve connection at tank No. 1 collector pot, Port (Mod. 415)	1	—	C	QJ4
16028	10-20 P 3815A/ND	<b>PIPE</b> , code No. 35, between twin non-return and flow limiting valve and float valve connection at tank No. 1 collector pot, Starboard (Mod. 415) Attachments for 10-20 P 3811A/ND or 10-20 P 3815A/ND, Pipe:—	1	—	C	QJ4
27FR/2329	FLIGHT REFUELLING LTD. FRS.110/K/Series 1	Connector, pipe (For spares see AP.4515U, Vol. 3, Part 1)	1	—	C	QJ4

**SERVICES**

**FUEL SYSTEM IN WING CENTRE SECTION**

Ref. No.	Part No.	Description	No. off	Material Specification	Class of Store or L.M.	Place No.
	—	<b>PIPES</b> , code No. 34, fuel feed to float valve tank No. 1 between isolation valve on main spar outboard of rib No. 1 and twin non-return and flow limiting valve, Starboard, group	1	—	—	
16177	10-20 P 843ND	<b>PIPE</b> , between isolation valve and joint inboard of rib No. 1	1	DHA.63	C	QJ4
28D/12533	A25/5C	Attachments for 10-20 P 843ND, Pipe :—				
16178	10-20 WC 30207	Bolt, 2 BA ... ..	4	—	C	
16179	10-20 WC 30209	Clamp, half, at rib No. 1 ... ..	1	LFS.21	C	QJ4
		Clamp, half, at rib No. 1 ... ..	1	LFS.21	C	QJ4
27F/2329	REFUELLING LTD. FRS.110/K/Series 1	Connector, pipe (For spares see AP.4515U, Vol. 3, Part 1)	1	—	C	QJ4
28M/10288	AGS.2001/C/1	Nut, 2 BA ... ..	4	—	C	
28W/9419402	SP.13/C	Washer ... ..	4	—	C	
10892	10-20 P 1161ND	<b>PIPE</b> , between joint inboard of rib No. 1 and twin non-return and flow limiting valve	1	T.55	C	QJ4
28E/14083	AS.3181/12C	Attachments for 10-20 P 1161ND, Pipe :—				
28E/14239	AS.3181/24C	Clip, "P" at recirculating pipe ... ..	1	—	C	QJ4
		Clip, "P" ... ..	2	—	C	QJ4
27F/2329	REFUELLING LTD. FRS.110/K/Series 1	Connector, pipe (For spares see AP.4515U, Vol. 3, Part 1)	1	—	C	QJ4
28M/10288	AGS.2001/C/1	Nut, 2 BA ... ..	1	—	C	
28S/9992533	A32/C20	Screw, 2 BA ... ..	1	—	C	
	AS.2806/4/030	Tube, distance, at outboard clip, $\frac{1}{2}$ " o/d x 22 SWG x ".30 long	1	T.35	LM	
28W/9419402	SP.13/C	Washer ... ..	1	—	C	
	10-20 P 4149ND	<b>PIPE</b> , drain, fuel booster pump, tank No. 1, Port (Mod. 835)	1	L.56	PC	QJ3
	10-20 P 4151ND	<b>PIPE</b> , drain, fuel booster pump, tank No. 1, Starboard (Mod. 835)	1	L.56	PC	QJ3
		Attachments for 10-20 P 4149ND or 10-20 P 4151ND, Pipe :—				
28D/9436920	A25/1C	Bolt, 2 BA ... ..	2	—	C	
28E/1012876	AS.3181/4C	Clip, "P" ... ..	2	—	C	
28E/14191	AS.3181/8C	Clip, "P" ... ..	1	—	C	
28E/14087	AS.3181/20C	Clip, "P" at fuel pipe, Starboard ... ..	1	—	C	
28E/14239	AS.3181/24C	Clip, "P" at fuel pipe, Port ... ..	1	—	C	
28M/10288	AGS.2001/C/1	Nut, 2 BA ... ..	2	—	C	
6378	DHS.373/4	Tubing, rubber, kerosene resistant, 1".75 long ...	QR	—	C	QJ3
28W/9419475	SP.15/C	Washer ... ..	2	—	C	

**SERVICES**

**FUEL SYSTEM IN WING CENTRE SECTION**

Ref. No.	Part No.	Description						No. off	Material Specification	Class of Store or L.M.	Place No.
		1	2	3	4	5	6				
6A/1912	—	<b>SWITCH</b> , pressure warning, Mk. 1E, coded "FC" Port, "FD," Starboard, secured to adaptor on fuel booster pump, tank No. 1						2	—	P	QJ2
28F/9423227	AGS.1135/B	Attachments for A.M. Ref. No. 6A/1912, Switch :—									
28W/6659	AGS.568/B	Bolt, banjo ... ..						1	—	C	
		Washer, sealing ... ..						1	—	C	
27F/4318	FLIGHT REFUELLING LTD. 9816005	<b>VALVE</b> , twin non-return and flow limiting, Port (Mod. 415)						1	—	P	QJ4
27F/4319	FLIGHT REFUELLING LTD. 9816010	<b>VALVE</b> , twin non-return and flow limiting, Starboard (Mod. 415)						1	—	P	QJ4
27F/5383	SAUNDERS VALVE LTD. 712.CA.10	<b>VALVE</b> , non-return, fitted in fuel feed pipe line from booster pump, tank No. 1, to low pressure fuel cock (Mod. 415)						2	—	P	QJ4
		Attachments for 712.CA.10, Valve :—									
27F/2325	FLIGHT REFUELLING LTD. FRS.73/K	Collar, split ... ..						1	—	C	QJ4
27F/2433	FLIGHT REFUELLING LTD. FRS.151/K/Series 1	Seal, rubber ... ..						1	—	C	QJ4
27F/2434	FLIGHT REFUELLING LTD. FRS.152/K	Sleeve, outer ... ..						1	—	C	QJ4

SERVICES

FUEL SYSTEM IN WING CENTRE SECTION

Ref. No.	Part No.	Description	No. off	Material Specification	Class of Score or L.M	Place No.
	—	<b>FUEL SYSTEM IN ZONE "A"</b> (i.e. semi-bulkhead Stn. 197"-45 to front firewall, Stn. 246"-0, between rib No. 1 Port, and rib No. 1 Starboard group) (Drg. No. 10-20 P 1285) (Mod. 2)	1	—	—	QJ4A
	10-20 E 4815A	<b>BRACKET</b> , mounting, three-way valve, on forward face of front firewall, assembly	2	—	—	QJ5
28M/11957	10-20 E 4817ND AGS.2007/C/1	<b>BRACKET</b> , bare, 18 SWG	1	L.72	LM	QJ5
28D/9436920	A25/1C	<b>NUT</b> , anchor, 2 BA	4	—	C	
		Attachments for 10-20 E 4815A, Bracket :— <b>Bolt</b> , 2 BA	4	—	C	
26DV/8107	THOS. BOORN FS.6000/1	<b>CLAMP</b> , bracelet, for pipes Code Nos. 41-90, 91, 87, 88, 89, 93, 96 and 97	6	—	C	QJ4A QJ5
	—	<b>CLIP</b> , securing fuel feed pipes Code Nos. 34 and 85 to recirculating pipes Code No. 24, Starboard, group	2	—	—	
28D/9140645	10-20 M 667 A25/10C	<b>BLOCK</b> , distance	1	LFS.21	LM	QJ4A
6103	10-20 P 577	<b>BOLT</b> , 2 BA	2	—	C	
19215	10-20 P 733	<b>BUSH</b> , split, large	1	LFT.42	C	QJ4A
6105	10-20 P 735A	<b>BUSH</b> , split, small	1	LFB.89	C	QJ4A
6106	10-20 V 1305A	<b>CLIP</b> , small...	1	—	C	QJ4A
28M/10288	AGS.2001/C/1	<b>CLIP</b> , large	1	—	C	QJ4A
28W/9419402	SP.13/C	<b>NUT</b> , 2 BA	2	—	C	
	—	<b>WASHER</b>	2	—	C	
	—	<b>CLIP</b> , securing fuel feed pipes Codes Nos. 91 and 93 to clamp bracket attached to hinge casting Stn. 223"-0 on underwing shear panel, Port, group	1	—	—	
28D/9140647	10-20 P 3779 A25/14C	<b>BLOCK</b> , distance	1	LFS.21	LM	QJ4A
6103	10-20 P 577	<b>BOLT</b> , 2 BA	2	—	C	
14867	10-20 P 1699A	<b>BUSH</b> , split	3	LFT.49	C	QJ4A
28M/10288	AGS.2001/C/1	<b>CLIP</b>	2	—	C	QJ4A
28W/9419402	SP.13/C	<b>NUT</b> , 2 BA	2	—	C	
	—	<b>WASHER</b>	2	—	C	
	—	<b>COCKS</b> , fuel, on semi-bulkhead Stn. 197"-45, Port and Starboard, group (Drg. No. 10-20 P 647)	2	—	—	QJ3
6082	10-20 P 183	<b>BRACKET</b> , stay, at inboard end of low pressure cocks	1	L.122	C	QJ3
		Attachments for 10-20 P 183, Bracket :— <b>Bolt</b> , 2 BA	2	—	C	
28D/1200119	A25/4C	<b>Bolt</b> , 2 BA	2	—	C	
28D/9140645	A25/10C	<b>Nut</b> , 2 BA	2	—	C	
28M/10288	AGS.2001/C/1	<b>Washer</b>	2	—	C	
28W/9419475	SP.15/C	<b>Washer</b>	2	—	C	
11277	DHS.783/8/26	<b>Washer</b>	QR	—	C	QJ3
	10-20 P 4197A	<b>GALLERY</b> , fuel, and low pressure cock mounting, Port, assembly (Mod. 829)	1	—	—	QJ3
	10-20 P 4199A	<b>GALLERY</b> , fuel, crossfeed and low pressure cock mounting, Starboard, assembly (Mod. 829)	1	—	—	QJ3
27F/2986	SAUNDERS VALVE Type 51.K12	<b>COCK</b> , low pressure, Port	1	—	P	QJ3
27F/2985	SAUNDERS VALVE Type 51.D12	<b>COCK</b> , crossfeed, Starboard	1	—	P	QJ3

**SERVICES**

**FUEL SYSTEM IN WING CENTRE SECTION**

Ref. No.	Part No.	Description	1 2 3 4 5 6						No. off	Material Specification	Class of Store or L.M	Plate No.
			1	2	3	4	5	6				
27F/2987	SAUNDERS VALVE Type 51.L12	<b>COCK</b> , low pressure, Starboard ... .. Attachments for Type 51.K12, Type 51.D12, or Type 51.L12, Cock :—							1	—	P	QJ3
28D/9140645	A25/10C	Bolt, 2 BA ... ..							4	—	C	
28M/10288	AGS.2001/C/1	Nut, 2 BA ... ..							4	—	C	
26DL/4216	DHS.69/C	Shim ... ..							4	LB.2	C	QJ3
28W/9419475	SP.15/C	Washer ... ..							4	—	C	
6074	10-20 P 657	<b>GALLERY</b> , bottom, Port ... ..							1	DTD.424	C	QJ3
6075	10-20 P 658	<b>GALLERY</b> , bottom, Starboard ... ..							1	DTD.424	C	QJ3
6072	10-20 P 645	<b>GALLERY</b> , top, Port ... ..							1	DTD.424	C	QJ3
6073	10-20 P 703	<b>GALLERY</b> , top, Starboard ... .. Attachments for 10-20 P 657, 10-20 P 658, 10-20 P 645 or 10-20 P 703, Gallery :—							1	DTD.424	C	QJ3
28D/12533	A25/5C	Bolt, 2 BA ... ..							1	—	C	
28D/7002428	A25/6C	Bolt, 2 BA ... ..							3	—	C	
28M/10288	AGS.2001/C/1	Nut, 2 BA ... ..							4	—	C	
28W/9419475	SP.15/C	Washer ... ..							4	—	C	
6390	6-2 P 179	<b>GUARD</b> , pulley Port ... ..							1	—	C	QJ3
	OR	Starboard ... ..							2	—	C	
10326	10-20 CE 4051	<b>GUARD</b> , pulley Port ... ..							1	—	C	QJ3
		Starboard ... ..							2	—	C	
		Attachments for 6-2 P 179 or 10-20 CE 4051, Guard :—										
28D/12533	A25/5C	Bolt, 2 BA ... ..							1	—	C	
28M/10328	AGS.2002/C/1	Nut, 2 BA ... ..							1	—	C	
28W/9419475	SP.15/C	Washer ... ..							1	—	C	
28R/8178	AGS.565/B	<b>PLUG</b> , drain, bottom, gallery ... ..							1	—	C	
	10-20 CE 4731A	<b>PULLEY</b> , fuel crossfeed, Starboard, assembly							1	—	—	QJ3
16469	10-20 CE 1947	<b>CABLE</b> , fuel crossfeed ... .. Attachments for 10-20 CE 1947, Cable :—							1	—	C	QJ3
28D/8309	AS.1242/4C	Bolt, 2 BA ... ..							1	—	C	
28M/9403520	A27/CP	Nut, 2 BA ... ..							1	—	C	
28W/9419475	SP.15/C	Washer ... ..							1	—	C	
6077	10-20 CE 1871	<b>PULLEY</b> ... ..							1	L.122	C	QJ3
	10-20 CE 4727A	<b>PULLEY</b> , low pressure, fuel, Port, assembly							1	—	—	QJ3
16467	10-20 CE 1948	<b>CABLE</b> , low pressure, fuel ... .. Attachments for 10-20 CE 1948, Cable :—							1	—	C	QJ3
28D/8309	AS.1242/4C	Bolt, 2 BA ... ..							1	—	C	
28M/9403520	A27/CP	Nut, 2 BA ... ..							1	—	C	
28W/9419475	SP.15/C	Washer ... ..							1	—	C	
6076	10-20 CE 1873	<b>PULLEY</b> ... ..							1	L.122	C	QJ3

## SERVICES

## FUEL SYSTEM IN WING CENTRE SECTION

Ref. No.	Part No.	Description	No. off	Material Specification	Class of Store or L.M.	Place No.
	10-20 CE 4729A	<b>PULLEY</b> , low pressure, fuel, Starboard, assembly	1	—	—	QJ3
16468	10-20 CE 1949	<b>CABLE</b> , low pressure, fuel ... ..	1	—	C	QJ3
		Attachments for 10-20 CE 1949, Cable :—				
28D/1007976	AS.1242/4C	Bolt, 2 BA ... ..	1	—	C	
28M/9403520	A27/CP	Nut, 2 BA ... ..	1	—	C	
28W/9419475	SP.15/C	Washer ... ..	1	—	C	
6077	10-20 CE 1871	<b>PULLEY</b> ... ..	1	—	C	QJ3
		Attachments for 10-20 CE 4731A, 10-20 CE 4727A or 10-20 CE 4729A, Pulley :—				
28D/9140644	A25/9C	Bolt, 2 BA ... ..	1	—	C	
28M/10328	AGS.2002/C/1	Nut, 2 BA ... ..	1	—	C	
28W/9419475	SP.15/C	Washer ... ..	1	—	C	
27QA/462	DOWTY SP.911A/1	<b>RING</b> , "O," sealing at top and bottom galleries	4	—	C	QJ3
6362	DHS.402/N	<b>SEAL</b> , bonded, at drain plug ... ..	1	—	C	QJ3
	—	<b>UNION</b> , crossfeed pipe and top gallery, Port, group	1	—	—	
26DL/2607	6 P 1561	<b>HOUSING</b> , seal ... ..	1	—	C	QJ3
26DL/2608	6 P 1567	<b>NUT</b> , union ... ..	1	—	C	QJ3
26DL/2609	6 P 1565	<b>RING</b> , bolster ... ..	1	—	C	QJ3
26DL/2610	6 P 2321	<b>SEAL</b> ... ..	1	—	C	QJ3
28F/9439111	AGS.1186/K	<b>SEAL</b> , bonded ... ..	1	—	C	
		Attachments for 10-20 P 4197A or 10-20 P 4199A, Gallery :—				
28D/1200119	A25/4C	Bolt, 2 BA ... ..	2	—	C	
28W/9419475	SP.15/C	Washer ... ..	2	—	C	
11277	DHS.783/8/26	Washer ... ..	QR	—	C	QJ3
28F/9517920	AGS.1142/K	<b>NIPPLE</b> , adaptor, at crossfeed pipe connection to crossfeed valve	1	—	C	
9085	10-20 P 1509A/ND	<b>PIPE</b> , coded 75-76-77, crossfeed, assembly ...	1	—	C	QJ3
	—	<b>VALVE</b> , de-fuelling, for tanks Nos. 1 and 1A, group	1	—	—	
9090	10-20 P 1499	<b>PLUG</b> , nipple ... ..	1	—	C	QJ3
		Attachments for 10-20 P 1499, Plug :—				
28P/1007741	SP.9/C8	Pin, split ... ..	1	—	C	
9089	10-20 P 1501	Sleeve, outer ... ..	1	—	C	QJ3
9086	10-20 P 1487A	<b>VALVE</b> , assembly ... ..	1	—	P	QJ3
	10-20 P 1495	<b>BODY</b> ... ..	1	DTD.739	—	QJ3
	FLIGHT REFUELLING					
27FR/2337	FRS.150/K/Series 1	<b>CONNECTOR</b> , termination pipe (For spares see AP.4515U, Vol. 3, Part 1)	1	—	C	QJ3
		Attachments for FRS.150/K/Series 1, Connector :—				
28D/1200119	A25/4C	Bolt, 2 BA ... ..	8	—	C	
28M/10288	AGS.2001/C/1	Nut, 2 BA ... ..	8	—	C	
9088	10-20 P 1493	Ring, sealing ... ..	1	—	C	QJ3
28W/9419475	SP.15/C	Washer ... ..	8	—	C	

SERVICES

FUEL SYSTEM IN WING CENTRE SECTION

Ref. No.	Part No.	Description	1 2 3 4 5 6						No. off	Material Specification	Class of Score or L.M.	Plate No.
			9087	10-20 P 1489A	GUIDE, valve, assembly ... ..							
		Spares for :—										
	AS.2563	BUSH ... ..							1	BS.251	—	QJ3
28Y/13379	AS.2578	RING, seating ... ..							1	—	C	QJ3
28Y/13380	AS.404	SPRING ... ..							1	—	C	QJ3
28Y/13381	AS.2579	VALVE ... ..							1	—	C	QJ3
		Attachments for 10-20 P 1487A, Valve :—										
28D/1200119	A25/4C	Bolt, 2 BA ... ..							2	—	C	
28M/10288	AGS.2001/C/1	Nut, 2 BA ... ..							2	—	C	
28W/9419475	SP.15/C	Washer ... ..							2	—	C	
27FR/2325	FLIGHT REFUELLING FRS.73/K	COLLAR, split, for pipes code Nos. 96 or 97 and non-return valve from booster pump							2	—	C	QJ4A
27FR/2328	FLIGHT REFUELLING FRS.110/J/Series 1	CONNECTOR, pipe, branch, for pipes code Nos. 82-83-87							1	—	C	QJ4A
27FR/2329	FLIGHT REFUELLING FRS.110/K/Series 1	CONNECTOR, pipe, for pipes code Nos. 34, 38, 41-90-91, 45, 80-81-85, 82-83-87, 84, 86, 92, 93, 94 and 95							14	—	C	QJ3 QJ4A QJ5
27FR/2330	FLIGHT REFUELLING FRS.110/L/Series 1	CONNECTOR, pipe, for pipe code No. 41 ...							1	—	C	QJ5
17589	AERO CONTROLS AC.4030/24D	COUPLING, pipe, for pipes code Nos. 34, 86 and 94							3	—	C	QJ4A QJ5
17709	AERO CONTROLS AC.4030/28D	COUPLING, pipe, branch, for pipes code Nos. 41-90-91							1	—	C	QJ5
	—	ELECTRICAL COMPONENTS (See sub-sections EAQ, EVA, EBG and EBY)										
	—	EXCHANGER, heat and fuel feed pipes, group (Org. No. 10-20 P 3687)							1	—	—	
	—	BRACKET, heat exchanger support, group ...							1	—	—	
	10-20 P 4089	BRACKET, Port, 18 SWG ... ..							1	S.511	LM	QJ4A
	10-20 P 4087A	BRACKET, Starboard, assembly ... ..							1	—	—	QJ4A
	10-20 P 4091ND	BRACKET, bare, 18 SWG ... ..							1	S.511	LM	QJ4A
28M/11957	AGS.2007/C/1	NUT, anchor, 2 BA ... ..							1	—	C	
28M/9435560	AGS.2007/E/1	NUT, anchor, 1/2" BSF ... ..							2	—	C	

## SERVICES

## FUEL SYSTEM IN WING CENTRE SECTION

Ref. No.	Part No.	Description	No. off	Material Specification	Class of Store or L.M	Plate No.
28M/9435065	10-20 S 9403A	BRACKET, "P" clip, assembly ... ..	1	—	—	QJ4A
	10-20 S 8993ND	ANGLE, 18 SWG ... ..	1	L.72	LM	QJ4A
	AGS.2008/C/1	NUT, anchor, 2 BA ... ..	1	—	C	
	10-20 S 9401ND	WASHER, support, 18 SWG ... ..	1	L.72	LM	QJ4A
	10-20 P 3957ND	NUT, lock, $\frac{3}{8}$ " BSF (Lock to DHS.514/D) (Make from Part No. A27/PT, Ref. No. 28M/13244)	1	—	LM	QJ4A
6392	THOS. BOORN FD.6000/1	CLAMP, bracelet, at front firewall ... ..	1	—	C	QJ4A
6391	THOS. BOORN FD.6000/2	CLAMP, bracelet, at elbow connecting heat exchanger and fuel cock	2	—	C	QJ4A
27FR/2330	FLIGHT REFUELLING FRS.110/L Series 1	CONNECTOR, pipe, for pipes code Nos. 39 or 46	1	—	C	QJ4A
17709	AERO CONTROLS AC.4030/28D	COUPLING, pipe, aft joint of heat exchanger and pipes code Nos. 39 or 46	1	—	C	QJ4A
6098	10-20 P 749	ELBOW, connecting heat exchanger and fuel cock	1	—	C	QJ4A
	10-20 S 8645A	EXCHANGER, heat, Port, assembly ... ..	1	—	—	QJ4A
	10-20 S 8647A	EXCHANGER, heat, Starboard, assembly ... ..	1	—	—	QJ4A
	10-20 S 7457	BRACKET, heat exchanger attachment, Port, 18 SWG	1	S.511	LM	QJ4A
	10-20 S 7458	BRACKET, heat exchanger attachment, Star- board, 18 SWG	1	S.511	LM	QJ4A
6099	10-20 S 8563	COUPLING, banjo body, union, double right angle, Port	1	—	C	QJ4A
14010	10-20 S 13789	COUPLING, banjo body, union, double right angle, Starboard Attachments for 10-20 S 8563 or 10-20 S 13789, Coupling :—	1	—	C	QJ4A
28F/19323	AGS.1213/F	Bolt, banjo ... ..	1	—	C	
28F/9428456	AGS.1186/F	Seal, bonded ... ..	2	—	C	
28F/9423243	AGS.1132/F	COUPLING, banjo body, union, single end, Port Attachments for AGS.1132/F, Coupling :—	1	—	C	QJ4A
28F/9423233	AGS.1135/F	Bolt, banjo ... ..	1	—	C	
28F/9428456	AGS.1186/F	Seal, bonded ... ..	2	—	C	
10240	10-20 S 11287	COUPLING, banjo body, union, single end, Starboard Attachments for 10-20 S 11287, Coupling :—	1	—	C	QJ4A
28F/19323	AGS.1213/F	Bolt, banjo ... ..	1	—	—	
28F/9428456	AGS.1186/F	Seal, bonded ... ..	1	—	C	

SERVICES

FUEL SYSTEM IN WING CENTRE SECTION

Ref. No.	Part No.	Description	No. off	Material Specification	Class of Store or L.M	Plate No.
27U/828	MARSTON EXCELSIOR D613/44A	<b>EXCHANGER</b> , heat, fuel/hydraulic fluid, Port	1	—	P	QJ4A
27U/827	MARSTON EXCELSIOR D613/4A	<b>EXCHANGER</b> , heat, fuel/hydraulic fluid, Starboard	1	—	P	QJ4A
	—	<b>LEAD</b> , bonding flexible, at joints aft of heat exchangers and forward of front fire- wall, group	1	—	—	
28D/9464748	A26/3B	<b>BOLT</b> , 4 BA ... ..	8	—	C	
	DHS.31/43	<b>CLIP</b> , forward of front firewall, 24 SWG	2	BSS.265	LM	
5K/3390	AS.3360/B3B	<b>LEAD</b> , bonding, flexible, forward of front firewall	2	—	C	
5K/3355	AS.3360/B4B	<b>LEAD</b> , bonding, flexible ... ..	4	—	C	
5K/3394	AS.3360/B6B	<b>LEAD</b> , bonding, flexible, aft of heat exchanger	2	—	C	
28M/10338	AGS.2002/B/2	<b>NUT</b> , 4 BA ... ..	8	—	C	
28S/9435646	A35/B6	<b>SCREW</b> , 4 BA ... ..	4	—	C	
	12026	<b>TAG</b> , locking ... ..	2	—	—	
28VV/9419448	AGS.2035/B	<b>WASHER</b> , shakeproof ... ..	4	—	C	
28R/9719126	AGS.566/B	<b>PLUG</b> ... ..	1	—	C	
		Attachments for AGS.566/B, Plug :—				
28F/9428453	AGS.1186/B	<b>Seal</b> , bonded ... ..	1	—	C	
27QA/464	DOWTY SP.911A/3 TEDDINGTON CONTROLS	<b>RING</b> , "O," sealing, thermostatic valve	1	—	C	QJ4A
27V/5366	FFR.A.350	<b>VALVE</b> , thermostatic, Model 3 ... ..	1	—	P	QJ4A
		Attachments for FFR.A.350, Valve :—				
28D/1200119	A25/4C	<b>Bolt</b> , 2 BA ... ..	6	—	C	
28M/10288	AGS.2001/C/1	<b>Nut</b> , 2 BA ... ..	6	—	C	
28W/9419402	SP.13/C	<b>Washer</b> ... ..	6	—	C	
		Attachments for 10-20 S 8645A or 10-20 S 8647A, Heat Exchanger :—				
28D/1011030	A25/2E	<b>Bolt</b> , 1/2" BSF ... ..	1	—	C	
28W/9418921	SP.13/E	<b>Washer</b> ... ..	1	—	C	
16392	10-20 P 3695A/ND	<b>PIPE</b> , code No. 39, fuel feed, from heat ex- changer to flow transmitter at front firewall, Starboard (Mod. 356)	1	—	C	QJ4A
16391	10-20 P 3697A/ND	<b>PIPE</b> , code No. 46, fuel feed, from heat ex- changer to flow transmitter at front firewall, Port (Mod. 356)	1	—	C	QJ4A
6A/5972	—	<b>PROBE</b> , rate temperature, Firth Cleveland Type, EF.87771/04, secured to adap- tors on pipes Code Nos. 46 and 39	2	—	P	
6A/6160	—	<b>PROBE</b> , flow temperature, Firth Cleveland Type, EF.87771/05, secured to adaptor on pipe code No. 46	1	—	P	QJ4A

**SERVICES**

**FUEL SYSTEM IN WING CENTRE SECTION**

Ref. No.	Part No.	Description	No. off	Material Specification	Class of Store or L.M	Plate No.
27QA/445	DOWTY SP.911/1	RING, "O," sealing, at transmitter, fuel flowmeter	1	—	C	QJ4A
27QA/447	DOWTY SP.911/3	RING, "O," sealing, at elbow connecting heat exchanger and fuel cock	2	—	C	QJ4A
6A/6941	—	TRANSMITTER, fuel flowmeter, Firth Cleveland Type, EF.81113/02 (Mod. 356)	2	—	P	QJ4A
5K/3355	AS.3360/B4B	LEAD, bonding, flexible	60	—	C	
28D/9464748	A26/1/2B	Attachments for AS.3360/B4B, Lead (per pair) :— Bolt, 4 BA	2	—	C	
28M/10297	AGS.2001/B/2	Nut, 4 BA	2	—	C	
28S/9435646	A35/B6	Screw, 4 BA	1	—	C	
28W/9419448	AGS.2035/B	Washer, shakeproof	1	—	C	
	10-20 P 739ND	LUG, bonding	8	L.16	LM	QJ4A
	—	METHANOL INJECTION SYSTEM, for fuel filter de-icing, group (See Page QJ81)	1	—	—	
28F/9513420	AGS.1142/J	NIPPLE, adaptor, at connection of pipes code Nos. 84 and 92	2	—	C	
28F/9517920	AGS.1142/K	NIPPLE, adaptor, at connection of pipes code Nos. 38 and 45	2	—	C	
	—	PIPES, code No. 34, fuel feed, from isolation valve on main spar outboard of rib No. 1, to three-way valve on front firewall, Starboard, group	1	—	—	
16177	10-20 P 843ND	PIPE, between isolation valve and joint inboard of rib No. 1	1	—	C	QJ5
	—	Attachments for 10-20 P 843ND, Pipe :—				
28D/9133013	A25/5C	Bolt, 2 BA	4	—	C	
16178	10-20 WC 30207	Clamp, half, at rib No. 1	1	—	C	QJ5
16179	10-20 WC 30209	Clamp, half, at rib No. 1	1	—	C	QJ5
28M/10288	AGS.2001/C/1	Nut, 2 BA	4	—	C	
28W/9419402	SP.13/C	Washer	4	—	C	
14863	10-20 P 1325A/ND	PIPE, between joint inboard of rib No. 1 and three-way valve	1	—	C	QJ5
	—	Attachments for 10-20 P 1325A/ND, Pipe :—				
28D/9133011	A25/2C	Bolt, 2 BA, inboard clip	1	—	C	
28D/7002428	A25/6C	Bolt, 2 BA, at generator duct flange	1	—	C	
28E/14083	AS.3181/12C	Clip, "P," recirculating pipe	1	—	C	
28E/14239	AS.3181/24C	Clip, "P"	2	—	C	
28M/10288	AGS.2001/C/1	Nut, 2 BA	1	—	C	
	AS.2805/5/040	Tube, distance, 1/2" o/d x 17 SWG x 40 long	1	T.35	LM	
28W/9419402	SP.13/C	Washer	1	—	C	

**SERVICES**

**FUEL SYSTEM IN WING CENTRE SECTION**

Ref. No.	Part No.	Description	No. off	Material Specification	Class of Store or L.M	Plate No.
10886	10-20 P 1137ND	PIPE, code No. 38, fuel feed, from low pressure fuel cock on semi-bulkhead, stn. 197"-45 to fuel recuperator connection, Starboard	1	—	C	QJ3
14848	10-20 P 1339ND	PIPE, code No. 41, fuel feed, between isolation valve on main spar outboard of rib No. 1 and joint inboard of rib No. 1, Port	1	—	C	QJ5
		Attachments for 10-20 P 1339ND, Pipe :—				
28D/9133013	A25/5C	Bolt, 2 BA	4	—	C	
16253	10-20 WC 29719	Clamp, half, at rib No. 1	1	—	C	QJ5
16254	10-20 WC 29721	Clamp, half, at rib No. 1	1	—	C	QJ5
28M/10288	AGS.2001/C/1	Nut, 2 BA	4	—	C	
26FN/3285	DHS.180 Mk. 3/X	Tag, bonding	1	—	C	QJ5
28W/9419402	SP.13/C	Washer	4	—	C	
14865	10-20 P 3783A/ND	PIPE, branch, code No. 41-90-91, fuel feed from isolation valve on main spar, between three-way valve on front firewall and joint inboard of rib No. 1 and joint with pipe to flow limiting valve, Port	1	—	C	QJ5
		Attachments for 10-20 P 3783A/ND, Pipe :—				
28D/1200119	A25/4C	Bolt, 2 BA	1	—	C	
28E/14353	AS.3181/28C	Clip, "P"	1	—	C	
28M/10288	AGS.2001/C/1	Nut, 2 BA	1	—	C	
	AS.2808/5/030	Tube, distance, 1 1/8" o/d x 17 SWG x "30 long	1	T.35	LM	
28W/9419402	SP.13/C	Washer	1	—	C	
10885	10-20 P 1135ND	PIPE, code No. 45, fuel feed, from low pressure fuel cock on semi-bulkhead, stn. 197"-45 to fuel recuperator connection, Port	1	—	C	QJ3
14862	10-20 P 3799A/ND	PIPE, branch, code No. 80-81-85, fuel feed to float valve tank No. 1 and crossfeed cock, between three-way valve on front firewall and non-return valves, Starboard	1	—	C	QJ4A
16590	10-20 P 8099A/ND	PIPE, branch, code No. 82-83-87, fuel feed to float valve tank No. 1, between non-return flow limiting valves and three-way valve inter-connecting pipe, Starboard (Mod. 1064)	1	—	C	QJ4A

## SERVICES

## FUEL SYSTEM IN WING CENTRE SECTION

Ref. No.	Part No.	Description	No off	Material Specification	Class of Store or L.M	Plate No.
14860	10-20 P 3795A/ND	PIPE, code No. 84, fuel feed to float valve tank No. 1, between flow limiting valve and collector pot connection, Starboard	1	—	C	QJ4A
14855	10-20 P 3727ND	PIPE, code No. 86, fuel feed, between crossfeed cock on semi-bulkhead, stn. 197"-45 and non-return valve, Starboard	1	—	C	QJ4A
28D/1200119	A25/4C	Attachments for 10-20 P 3727ND, Pipe :—	1	—	C	
28E/14083	AS.3181/12C	Bolt, 2 BA	1	—	C	
28E/14239	AS.3181/24C	Clip, "P," at booster pump low pressure warning switch adaptor	1	—	C	
28M/10288	AGS.2001/C/1	Clip, "P"	1	—	C	
28W/9419475	AGS.2809/4/020 SP.15/C	Nut, 2 BA	1	—	C	
		Tube, distance, $\frac{1}{2}$ " o/d x 22 SWG x 0"20 long	1	L.63	LM	
		Washer	1	—	C	
14864	10-20 P 3821A/ND	PIPE, branch, code No. 87-88-89, fuel feed, between three-way valves mounted on front firewall	1	—	C	QJ5
14847	10-20 P 3781ND	PIPE, code No. 91, fuel feed to float valve, tank No. 1, between joint with branch off pipe to three-way valve on front firewall and flow limiting valve, Port	1	—	C	QJ4A
14858	10-20 P 3787A/ND	PIPE, code No. 92, fuel feed to float valve, tank No. 1, between flow limiting valve and collector pot connection, Port	1	—	C	QJ4A
14859	10-20 P 1351A/ND	PIPE, code No. 93, fuel feed to float valve, tank No. 1, between three-way valve on front firewall and non-return valve, Port	1	—	C	QJ4A
14857	10-20 P 3729ND	PIPE, code No. 94, fuel feed, between upper fuel gallery on semi-bulkhead, stn. 197"-45 and non-return valve, Port	1	—	C	QJ4A
16148	10-20 P 3731ND	PIPE, code No. 95, fuel feed, from non-return valve to low pressure cock, Port (Mod. 415)	1	—	C	QJ4A
16025	10-20 P 3733A/ND	PIPE, code No. 96, fuel feed, from booster pump, tank No. 1, to non-return valve, Port (Mod. 415)	1	—	C	QJ4A
16024	10-20 P 3723A/ND	PIPE, code No. 97, fuel feed, from booster pump, tank No. 1 to non-return valve, Starboard (Mod. 415)	1	—	C	QJ4A

**SERVICES**

**FUEL SYSTEM IN WING CENTRE SECTION**

Ref. No.	Part No.	Description						No. off	Material Specification	Class of Store or L.M.	Plate No.
		1	2	3	4	5	6				
	10-20 P 4149ND	<b>PIPE</b> , drain, fuel booster pump, tank No. 1, Port (Mod. 835)						1	L.56	PB	QJ3
	10-20 P 4407ND	<b>PIPE</b> , drain, fuel booster pump, tank No. 1, Starboard (Mod. 1322)						1	L.56	PC	QJ3
		Attachments for 10-20 P 4149ND or 10-20 P 4407ND, Pipe :—									
28D/9436920	A25/1C	Bolt, 2 BA						2	—	C	
28E/1012876	AS.3181/4C	Clip, " P "						2	—	C	
28E/1006378	AS.3181/8C	Clip, " P "						1	—	C	
28E/14087	AS.3181/20C	Clip, " P "						1	—	C	
28E/14239	AS.3181/24C	Clip, " P "						1	—	C	
28M/10288	AGS.2001/C/1	Nut, 2 BA						2	—	C	
6378	DHS.373/4	Tubing, rubber, kerosene resistant, 1"-75 long						QR	—	C	QJ3
28W/9419475	SP.15/C	Washer						2	—	C	
27QA/445	DOWTY SP.911/1	<b>RING</b> , " O " sealing, for branch pipes coded Nos. 41-90-91, 80-81-85 and 87-88-89 and pipe code No. 93						4	—	C	QJ4A QJ5
27QA/462	DOWTY SP.911A/1 FLIGHT REFUELLING	<b>RING</b> , " O " sealing, for pipe code No. 97						1	—	C	QJ4A
27FR/2433	FRS.151/K Series 1  FLIGHT REFUELLING	<b>SEAL</b> , rubber, at non-return valve and pipe code No. 97						2	—	C	QJ4A
27FR/2434	FRS.152/K	<b>SLEEVE</b> , outer, for pipe code No. 97 and non-return valve						2	—	C	QJ4A
6A/1912	—	<b>SWITCH</b> , pressure, warning Mk. 1E coded " FC " Port, " FD " Starboard, secured to adaptor on fuel booster pump, tank No. 1						1	—	P	QJ2
		Attachments for Ref. No. 6A/1912, Switch :—									
28F/9423227	AGS.1135/B	Bolt, banjo						1	—	C	
28W/6659	AGS.568/B	Washer, sealing						1	—	C	
27FR/4320	FLIGHT REFUELLING 9816000	<b>VALVE</b> , flow limiting, mounted in fuel feed pipe line to float valve, tank No. 1						2	—	P	QJ4A
27FR/3487	FLIGHT REFUELLING 9807100/3	<b>VALVE</b> , non-return, mounted in crossfeed fuel pipe line, Port and Starboard, and fuel feed pipe line to float valve, tank No. 1, Starboard only						3	—	P	QJ4A

**SERVICES**

**FUEL SYSTEM IN WING CENTRE SECTION**

Ref. No.	Part No.	Description	No. off	Material Specification	Class of Store or L.M	Place No.
27F/5383	SAUNDERS VALVE LTD. 712.CA.10	<b>VALVE</b> , non-return, mounted in fuel feed pipe line from booster pump, tank No. 1, to low pressure fuel cock	2	—	P	QJ4A
27F/—	SAUNDERS VALVE LTD. 212.EG.80/P8	<b>VALVE</b> , three-way, electrically actuated, coded "KS," mounted on bracket on front firewall, Port	1	—	—	QJ5
27F/—	SAUNDERS VALVE LTD. 212.DF.80/P8	<b>VALVE</b> , three-way, electrically actuated, coded "KT," mounted on bracket on front firewall, Starboard	1	—	—	QJ5
5W/2594	PLESSEY 1CZ.135792	<b>ACTUATOR</b> , electric, complete with attachment to valve	1	—	P	QJ5
27F/5259	SAUNDERS VALVE LTD. 212.EG.80	<b>VALVE</b> , three-way (For 212.EG.80/P8) ...	1	—	P	QJ5
27F/5228	SAUNDERS VALVE LTD. 212.DF.80	<b>VALVE</b> , three-way (For 212.DF.80/P8) ... Attachments for 212.EG.80/P8 or 212.DF.80/P8. Valve :—	1	—	P	QJ5
28D/9133012	A25/3C	Bolt, 2 BA ... .. .	4	—	C	
28M/10288	AGS.2001/C/1	Nut, 2 BA ... .. .	4	—	C	
28W/9419402	SP.13/C	Washer ... .. .	4	—	C	
5652	10-20 P 699	<b>HOSE</b> , flexible, fuel feed, between elbow on aft face of front firewall and low pressure filter on engine, Port	1	—	C	QJ5
5653	10-20 P 701	<b>HOSE</b> , flexible, fuel feed, between elbow on aft face of front firewall and low pressure filter on engine, Starboard	1	—	C	QJ5
—	—	<b>JOINTS</b> , rotary, fuel system at wingfold, Port and Starboard, group (See sub-section QH)	—	—	—	
—	—	<b>PIPES AND EQUIPMENT</b> , air pressure, fuel system in wing centre section and extension wing (See sub-section QV)	—	—	—	

SERVICES

FUEL SYSTEM IN WING CENTRE SECTION

Ref. No.	Part No.	Description						No. off	Material Specification	Class of Score or L.M	Plate No.
		1	2	3	4	5	6				

**SERVICES**

**FUEL SYSTEM IN WING CENTRE SECTION**

Ref. No.	Part No.	Description	No. off	Material Specification	Class of Store or L.M.	Plate No.
	—	<b>PIPES AND EQUIPMENT</b> , fuel, in tank No. 1, Port, group (Drg. Nos. 10-20 P 2177, 10-20 PT 27 and 10-20 PT 47) (Mod. 1033)	1	—	—	QJ11 QJ12
	—	<b>PIPES AND EQUIPMENT</b> , fuel, in tank No. 1, Starboard, group (Drg. Nos. 10-20 P 2177, 10-20 PT 27 and 10-20 PT 47) (Mod. 1033)	1	—	—	QJ11 QJ12
104	10-20 PT 31A	<b>BAG</b> , fuel tank, No. 1, Port, assembly ...	1	—	P	QJ11
105	10-20 PT 32A	<b>BAG</b> , fuel tank, No. 1, Starboard, assembly ...	1	—	P	QJ11
15203	10-20 P 3883	<b>BRACKET</b> , mounting, fuel recuperator to front spar Attachments for 10-20 P 3883, Bracket:—	2	—	C	QJ12
28D/1008145	A25/6E	Bolt, 1/2" BSF ...	4	—	C	
26DL/5611	DHS.402/E	Seal, bonded ...	4	—	C	QJ12
	10-20 P 1523	<b>BRACKET</b> , mounting, fuel contents unit, attached to joint ring at collector pot and man-hole cover dished sealing ring, Port	1	S.521	—	QJ12
	10-20 P 1524	<b>BRACKET</b> , mounting, fuel contents unit, attached to joint ring at collector pot and man-hole cover dished sealing ring, Starboard	1	S.521	—	QJ12
10309	10-20 WC 25803A	<b>CABLE</b> , tension, bag tank, inboard front, assembly	1	—	C	QJ11
16577	10-20 WC 31243A	<b>CABLE</b> , tension, bag tank, inboard rear, assembly (Mod. 969)	1	—	C	QJ11
10311	10-20 WC 25807A	<b>CABLE</b> , tension, bag tank, outboard front, assembly	1	—	C	QJ11
10312	10-20 WC 25809A	<b>CABLE</b> , tension, bag tank, outboard centre, assembly	1	—	C	QJ11
16578	10-20 WC 31245A	<b>CABLE</b> , tension, bag tank, outboard rear, assembly (Mod. 969) Spares for:—	1	—	C	QJ11
	10-20 WC 25799	<b>FITTING</b> , adjustable ball end ...	1	S.96	—	QJ11
	10-20 WC 25801	<b>NUT</b> , lock, 2 BA ...	1	S.96	—	QJ11
10334	10-20 PT 759A	<b>CABLE</b> , spring tie, fuel bag tank, front, assembly	1	—	C	QJ11
10335	10-20 PT 761A	<b>CABLE</b> , spring tie, fuel bag tank, rear, assembly	1	—	C	QJ11
15194	10-20 P 3869	<b>CAP</b> , sealing, at fuel transfer pipe connection Attachments for 10-20 P 3869, Cap:—	1	—	C	QJ11
28D/7002413	A25/14E	Bolt, 1/2" BSF ...	1	—	C	
28W/9419136	SP.42/E	Washer, tab ...	1	—	C	
16615	CHENEY CWC.9/4 10-20 P 3297A/1	<b>CLIP</b> , hose, at overwing filler ...	1	—	C	QJ13
	10-20 P 3299A/1	<b>CONNECTION</b> , fuel recuperator, secured to bottom skin between stringer Nos. 2 and 3, Port, assembly	1	—	—	QJ14
	10-20 P 3447	<b>CONNECTION</b> , fuel recuperator, secured to bottom skin between stringers Nos. 2 and 3, Starboard, assembly	1	—	—	QJ14
13139	10-20 P 3447	<b>ADAPTOR</b> , air pressure pipe connection Attachments for 10-20 P 3447, Adaptor:—	1	—	C	QJ14
28F/1011895	AGS.1148/D	Nut, thin, 1/2" BSP ...	2	—	C	
28F/9428455	AGS.1186/D	Seal, bonded ...	1	—	C	
28F/1200995	AGS.1138/D	Washer, jointing ...	1	—	C	
13140	10-20 P 3305	<b>ADAPTOR</b> , air vent pipe connection Attachments for 10-20 P 3305, Adaptor:—	1	—	C	QJ14
28F/9584	AGS.1148/B	Nut, thin, 1/2" BSP ...	1	—	C	
6362	DHS.402/N	Seal, bonded ...	1	—	C	QJ14
28F/8014021	AGS.1138/B	Washer, jointing ...	1	—	C	

**SERVICES**

**FUEL SYSTEM IN WING CENTRE SECTION**

Ref. No.	Part No.	Description	No. off	Material Specification	Class of Store or LM	Place No.
13143	10-20 P 3449	<b>ADAPTOR</b> , fuel pipe connection ... ..	2	—	C	QJ14
28F/8016813	AGS.1186/J	Attachments for 10-20 P 3449, Adaptor :— Seal, bonded ... ..	1	—	C	
28M/11957	AGS.2007/C1	<b>NUT</b> , anchor, 2 BA ... ..	6	—	C	
13141	10-20 P 3301	<b>PLATE</b> , connection, bare, Port ... ..	1	—	C	QJ14
13142	10-20 P 3303	<b>PLATE</b> , connection, bare, Starboard ... ..	1	—	C	QJ14
6139	10-20 P 2583	<b>STUD</b> ... ..	9	—	C	QJ14
		Attachments for 10-20 P 3297A/1 or 10-20 P 3299A/1, Connection :—				
2247	DHS.358/5½E	Bolt, ¼" BSF ... ..	9	—	C	QJ14
28M/1011475	A27/EP	Nut, ¼" BSF ... ..	9	—	C	
28W/9418921	SP.15/E	Washer ... ..	9	—	C	
	—	<b>CONNECTION</b> , overwing filler, centre section tanks, Port, group (Drg. No. 10-20 P 2415)	1	—	—	
	—	<b>CONNECTION</b> , overwing filler, centre section tanks, Starboard, Group (Drg. No. 10-20 P 2415)	1	—	—	
28I/9508352	AS.2398	<b>CAP</b> , filler, assembly (For spares see AP.1086, Book 12)	1	—	P	QJ13
		Attachments for AS.2398, Cap :—				
28D/1200119	A25/4C	Bolt, 2 BA ... ..	8	—	C	
28D/9133013	A25/5C	Bolt, 2 BA ... ..	4	—	C	
	10 P 387	Gasket ... ..	1	DTD.762	LM	QJ13
27QA/471	DOWTY SP.911A/10	Ring, sealing, "O" Type ... ..	1	—	C	QJ13
26DL/5456	DHS.402/C	Seal, bonded ... ..	12	—	C	QJ13
6128	10-20 P 2409A	<b>CONNECTION</b> , Port, assembly ... ..	1	—	C	QJ13
6129	10-20 P 2410A	<b>CONNECTION</b> , Starboard, assembly ... ..	1	—	C	QJ13
		Attachments for 10-20 P 2409A or 10-20 P 2410A, Connection :—				
28D/9133013	A25/5C	Bolt, 2 BA ... ..	4	—	C	
28W/9419475	SP.15/C	Washer ... ..	4	—	C	
	—	<b>ELECTRICAL COMPONENTS</b> (See sub-sections "EAQ" and "EBY")	—	—	—	
	—	<b>FILLETS</b> , around air duct at rib No. "OA," group (Drg. No. 10-20 PT 73)	1	—	—	QJ11
6145	10-20 PT 93	<b>FILLET</b> , nose portion ... ..	1	—	C	QJ11
	10-20 PT 83ND	<b>FILLET</b> , upper (Make from Standard Section J.847)	1	—	LM	QJ11
	10-20 PT 85ND	<b>FILLET</b> , lower (Make from Standard Section J.847)	1	—	LM	QJ11
	10-20 PT 89ND	<b>FILLET</b> , forward (Make from Standard Section J.846)	1	—	LM	QJ11
	10-20 PT 87ND	<b>FILLET</b> , rear (Make from Standard Section J.846)	1	—	LM	QJ11
16710	10-20 P 8055	<b>GASKET</b> , manhole, tank No. 1 (Mod. 1008) ...	1	—	C	QJ12
28F/9517920	AGS.1142/K	<b>NIPPLE</b> , adaptor, at recuperator fuel feed pipe connections	2	—	C	
28M/10291	AGS.2001/G/1	<b>NUT</b> , ⅝" BSF, collector pot locating studs ...	6	—	C	
28M/10292	AGS.2001/J/1	<b>NUT</b> , ⅜" BSF, collector pot locating studs ...	2	—	C	

## SERVICES

## FUEL SYSTEM IN WING CENTRE SECTION

Ref. No.	Part No.	Description	No. off	Material Specification	Class of Score or L.M	Plate No.
6112	10-20 P 2637ND	PIPE, fuel feed, between adaptor secured to recuperator connection at bottom skin and recuperator, Port	1	—	C	QJ12
6113	10-20 P 2638ND	PIPE, fuel feed, between adaptor secured to recuperator connection at bottom skin and recuperator, Starboard	1	—	C	QJ12
28E/14353	AS.3181/28C 10-20 P 2643ND	Attachments for 10-20 P 2637ND or 10-20 P 2638ND, Pipe :— Clip "P" attached to inter-tank vent loop pipe clip	1	—	C	QJ12
		Packing, rubber (Make from Standard Section J.2181, Ref. No. 26FY/6363)	1	—	LM	
	10-20 P 2607A	PIPE, fuel feed transfer, between tanks Nos. 1 and 1A, assembly	1	—	—	QJ13
	—	CLAMP, securing pipe to bottom skin, group	1	—	—	QJ13
28D/9133011	10-20 P 1839 A25/2C	BASE, saddle, 20 SWG	1	L.72	LM	
	10-20 P 1841A	BOLT, 2 BA	2	—	C	QJ13
	10-20 P 3917ND	CLAMP, assembly	1	—	—	
28M/11957	AGS.2007/C/1 10-20 P 3763ND	CLAMP, bare, 20 SWG	1	L.72	LM	QJ13
		NUT, anchor, 2 BA	2	—	C	QJ13
		PACKING, rubber (Make from Standard Section J.2180, Ref. No. 26FY/14211)	1	—	LM	
5K/3394	AS.3360/B6B	LEAD, bonding	2	—	C	QJ13
		Attachments for AS.3360/B6B, Lead (per pair) :—				
28D/1010658	A25/1B	Bolt, 4 BA	1	—	C	QJ13
28D/1011333	A26/1B	Bolt, 4 BA	2	—	C	
28M/10338	AGS.2002/B/2	Nut, 4 BA	2	—	C	QJ13
28M/10318	AGS.2002/B/3	Nut, 4 BA	1	—	C	
28VV/9143227	SP.14/B	Washer	2	—	C	
7969	10-20 P 1295A	PIPE, fuel feed, complete with tank No. 1 connection, assembly (Pre Mod. 1020)	1	—	C	QJ13
7970	10-20 P 1303A	PIPE, fuel feed, complete with tank No. 1A connection, assembly (Pre Mod. 1020)	1	—	C	QJ13
19388	10-20 P 4373A	PIPE, fuel feed, complete with tank No. 1A connection, assembly (Mod. 1020)	1	—	C	QJ13
6119	10-20 P 1105ND	PIPE, coded No. 74, between tanks Nos. 1 and 1A connecting pipes, Port (Pre Mod. 1020)	1	—	C	QJ13
19387	10-20 P 4371ND	PIPE, coded No. 74, between tanks Nos. 1 and 1A connecting pipes, Port (Mod. 1020)	1	—	C	QJ13
17455	10-20 P 4372ND	PIPE, coded No. 73, between tanks Nos. 1 and 1A connecting pipes, Starboard (Mod. 1020)	1	—	C	QJ13
26DV/2905	CHENEY CWC.9/2 OR	Attachments for 10-20 P 1105ND, 10-20 P 4371ND or 10-20 P 4372ND, Pipe :— Clip, hose	4	—	C	QJ13
28E/9129092	AGS.605/Mk. 2 DHS.160/K/30	Clip, hose	4	—	C	QJ13
		Coupling, hose 1"5 i/d x 3"0 long (Make from Ref. No. 32C/446)	2	DTD.625A Type 1	LM	
1092	DHS.365/2C	Attachments for 10-20 P 2607A, Pipes :— Bolt, 2 BA	6	—	C	
	—	RECUPERATOR, fuel, group (Drg. No. 10-20 P 2125)	1	—	—	QJ13
28F/8011884	AGS.1140/C	PLUG, nipple	1	—	C	
28P/1007741	SP.9/C8	Attachments for AGS.1140/C, Plug :— Pin, split	1	—	C	QJ13
28F/9140970	AGS.904/C	Sleeve, outer	1	—	C	

**SERVICES**

**FUEL SYSTEM IN WING CENTRE SECTION**

Ref. No.	Part No.	Description	No. off						Material Specification	Class of Score or L.M	Plate No.
			1	2	3	4	5	6			
27F/5158 <del>28P/5468</del>	SELF PRIMING PUMPS Type RC-60K Mk. 1	<b>RECUPERATOR</b> ...						1	—	P	QJ12
		<b>STRAP</b> , mounting, recuperator, group						2	—	—	
28P/5533	SP.4Z/H19	<b>PIN</b> , shackle						1	—	C	QJ12
28P/5731	SP.4Z/H20	<b>PIN</b> , shackle						1	—	C	QJ12
28P/1202461	SP.9/E8	<b>PIN</b> , split						2	—	C	
28U/9482591	AS.2426	<b>SCREW</b> , clamp						1	—	C	
	AS.2424	<b>STRAP</b> , 11"0 long, 22 SWG						2	L.72	LM	
	10 P 607ND	<b>STRIP</b> , lining, 1/8" thick x 1"0 wide, Neo-K-Tex (Secure to mounting bracket with Red Bostik)						1	HR2-30	LM	QJ12
28U/13999	AS.2427	<b>TRUNNION</b> , capped hole						1	—	C	
28U/14001	AS.2429	<b>TRUNNION</b> , plain hole						1	—	C	
15206	10-20 P 3867	<b>RING</b> , clamp, sealing, at recuperator connections casting, between stringers Nos. 2 and 3						1	—	C	QJ14
		Attachments for 10-20 P 3867, Ring :—									
28M/10288	AGS.2001/C/1	Nut, 2 BA						9	—	C	
28W/9419475	SP.15/C	Washer						9	—	C	
167505	10-20 WC 31377A	<b>RING</b> , joint, half, forward Port, rear Starboard, at collector pot and manhole cover dished sealing ring, assembly (Mod. 1008)						1	—	C	QJ12
16706	10-20 WC 31378A	<b>RING</b> , joint, half, rear Port, forward Starboard, at collector pot and manhole cover dished sealing ring, assembly (Mod. 1008)						1	—	C	QJ12
		Attachments for 10-20 WC 31377A or 10-20 WC 31378A, Ring :—									
28D/9133013	A25/5C	Bolt, 2 BA						36	—	C	
28D/7002428	A25/6C	Bolt, 2 BA						2	—	C	
28M/10288	AGS.2001/C/1	Nut, 2 BA						38	—	C	
26DL/5456	DHS.402/C	Seal, bonded						78	—	C	
16194	10-20 WC 6821A	<b>RING</b> , sealing, dished, collector pot and manhole cover, Port, assembly						1	—	C	QJ12
16196	10-20 WC 6822A	<b>RING</b> , sealing, dished, collector pot and manhole cover, Starboard, assembly						1	—	C	QJ12
6130	10-20 PT 91	<b>RING</b> , sealing, overwing filler connection (Attach to lining skin with Bostik)						1	—	C	QJ13
	MARSTON EXCELSIOR										
6395	MS.382/23	<b>SLEEVE</b> , clamp, hose clip, at overwing filler						1	—	C	QJ13
		<b>VALVE</b> , drain, secured to housing on bottom skin between stringers Nos. 1 and 2, group						1	—	—	QJ14
15205	10-20 P 3865	<b>RING</b> , clamp, sealing						1	—	C	QJ14
		Attachments for 10-20 P 3865, Ring :—									
28D/9133013	A25/5C	Bolt, 2 BA						8	—	C	
	10-20 P 2795A	<b>VALVE</b> , drain, assembly						1	—	—	QJ14
6141	10-20 P 2799	<b>BODY</b> , valve						1	—	C	QJ14
26DL/2581	6 P 343	<b>CAP</b>						1	—	C	QJ14
26DL/6773	AS.403	<b>GUIDE</b> , valve						1	—	C	QJ14
26DL/2582	6 P 347	<b>RING</b> , seating						1	—	C	QJ14
28Y/13380	AS.404	<b>SPRING</b>						1	—	C	QJ14
28Y/13381	AS.2579	<b>VALVE</b>						1	—	C	QJ14
26DL/2583	6 P 345	<b>WASHER</b> , cap sealing, "Neo-K-Tex"						1	—	C	QJ14
		Attachments for 10-20 P 2795A, Valve :—									
4171	A25/3C/DHS.514/D	Bolt, 2 BA						8	—	C	QJ14
3642	10 N 915	Ring, sealing						1	—	C	QJ14
28W/9419475	SP.15/C	Washer						8	—	C	

SERVICES

FUEL SYSTEM IN WING CENTRE SECTION

Ref. No.	Part No.	Description	No. off						Material Specification	Class of Store or L.M	Plate No.
			1	2	3	4	5	6			
	—	<b>PIPES AND EQUIPMENT</b> , fuel, in tank No. 1A, Port, group (Drg. Nos. 10-20 P 1067 and 10-20 PT 649)	1						—	—	QJ6
	—	<b>PIPES AND EQUIPMENT</b> , fuel, in tank No. 1A, Starboard, group (Drg. Nos. 10-20 P 1067 and 10-20 PT 649)	1						—	—	QJ6
162	10-20 PT 903A	<i>162 10-20 PT 903A</i> <b>BAG</b> , fuel tank No. 1A, Port, assembly (Mod. 1033)	1						—	P	QJ6
107	10-20 PT 40A	<b>BAG</b> , fuel tank No. 1A, Starboard, assembly ...	1						—	P	QJ6
15198	10-20 WC 29089	<b>BRACKET</b> , fork-end, forward and rear stay tube mounting	4						—	C	QJ6
		Attachments for 10-20 WC 29089, Bracket :—									
28D/9296	AS.1242/15E	Bolt, 1/2" BSF ...	1						—	C	
28M/13721	AGS.2021/E/1	Nut, 1/2" BSF ...	1						—	C	
28F/9428450	AGS.1186/4	Seal, bonded ...	1						—	C	
6157	10-20 PT 59	<b>CABLE</b> , spring tie, fuel bag tank, front ...	1						—	C	QJ6
6158	10-20 PT 61	<b>CABLE</b> , spring tie, fuel bag tank, centre ...	1						—	C	QJ6
6159	10-20 PT 63	<b>CABLE</b> , spring tie, fuel bag tank, rear ...	1						—	C	QJ6
15194	10-20 P 3869	<b>CAP</b> , sealing, at fuel transfer pipe connection ...	1						—	C	QJ6
		Attachments for 10-20 P 3869, Cap :—									
28D/7002413	A25/14E	Bolt, 1/2" BSF ...	1						—	C	
28W/9419136	SP.42/E	Washer ...	1						—	C	
	—	<b>CLIP</b> , mounting, attached to rear stay tube, for refuelling valve electrical connector, group	1						—	—	
28D/9436920	A25/1C	<b>BOLT</b> , 2 BA ...	1						—	C	
28D/9140645	A25/10C	<b>BOLT</b> , 2 BA ...	2						—	C	
6173	10-20 PT 637A	<b>CLIP</b> , half, complete with lug ...	1						—	C	QJ6
6174	10-20 PT 639A	<b>CLIP</b> , half ...	1						—	C	QJ6
28E/14084	AS.3181/14C	<b>CLIP</b> , "P" ...	1						—	C	QJ6
28M/10288	AGS.2001/C/1	<b>NUT</b> , 2 BA ...	3						—	C	
28W/9419402	SP.13/C	<b>WASHER</b> ...	3						—	C	
	FLIGHT REFUELLING LTD.										
27FR/2329	FRS.110/K/Series 1	<b>CONNECTOR</b> , pipe, fuel feed, tank No. 1A, Starboard	2						—	C	QJ6
	FLIGHT REFUELLING LTD.										
27FR/2331	FRS.110/M/Series 1 10-20 PT 71ND	<b>CONNECTOR</b> , pipe, fuel feed, tank No. 1A, Port	2						—	C	QJ6
		<b>CORD</b> , support, fuel bag tank, 8 oz. wax impregnated x 20" long (approx.) (Make from A.M. Ref. No. 32A/107)	3						F.32	LM	QJ6

SERVICES

FUEL SYSTEM IN WING CENTRE SECTION

Ref. No.	Part No.	Description	No. off	Material Specification	Class of Store or L.M	Place No.
	—	<b>DIFFUSER</b> , transfer valve, secured to junction on forward face of main spar web, group	1	—	—	
6604	DHS.400/14E	<b>BOLT</b> , 1/4" BSF, clamp securing ... ..	4	—	C	QJ6
17303	10-20 P 3737ND	<b>CLAMP</b> , half ... ..	4	DTD.735	C	QJ6
10273	10-20 P 1819	<b>DIFFUSER</b> ... ..	1	—	C	QJ6
28M/10290	AGS.2001/E/1	<b>NUT</b> , 1/4" BSF, clamp securing ... ..	4	—	C	
27QA/429	DOWTY SP.910A/20	<b>RING</b> , sealing, "O" type ... ..	2	—	C	QJ6
28W/9418921	SP.13/E	<b>WASHER</b> , clamp securing ... ..	4	—	C	
	—	<b>ELECTRICAL COMPONENTS</b> (See sub-sections "EAQ" and "EBY")	—	—	—	
14852	10-20 P 1853A	<b>JUNCTION</b> , transfer, valve, secured to forward face of main spar web, Port, assembly Spares for :—	1	—	C	QJ7
28M/10319	AGS.2002/C/3	<b>NUT</b> , 2 BA ... ..	1	—	C	
14853	10-20 P 1281	<b>STUD</b> , 2 BA ... ..	6	—	C	QJ7
14854	10-20 P 1283	<b>STUD</b> , 2 BA, internal bonding ... ..	1	—	C	QJ7
15197	10-20 P 3882	<b>JUNCTION</b> , transfer valve, secured to forward face of main spar web, Starboard	1	—	C	QJ7
5K/3355	AS.3360/B4B	<b>LEAD</b> , bonding, at fuel pipe connections, Port Attachments for AS.3360/B4B, Leads (per set of 3) :—	3	—	C	
28D/1007971	A25/1/2B	Bolt, 4 BA ... ..	5	—	C	
	DHS.31/50	Clip, bonding, 20 SWG ... ..	1	BSS.265	LM	
28M/10327	AGS.2002/B/1	Nut, 4 BA ... ..	3	—	C	
28W/9419448	AGS.2035/B	Washer, shakeproof ... ..	2	—	C	
28W/9419465	SP.13/B	Washer ... ..	3	—	C	
5K/3355	AS.3360/B4B	<b>LEAD</b> , bonding, at fuel pipe connections, Starboard Attachments for AS.3360/B4B, Leads (per pair) :—	4	—	C	
28D/1007971	A25/1/2B	Bolt, 4 BA ... ..	3	—	C	
	DHS.31/40	Clip, bonding, 24 SWG ... ..	1	BSS.265	LM	
28M/10327	AGS.2002/B/1	Nut, 4 BA ... ..	2	—	C	
28W/9419448	AGS.2035/B	Washer, shakeproof ... ..	1	—	C	
28W/9419465	SP.13/B	Washer ... ..	2	—	C	
6154	10-20 P 2812ND	<b>PIPE</b> , fuel feed, in tank No. 1A, between transfer valve junction at main spar and joint inboard of rib No. 2, Starboard	1	—	C	QJ6
14842	10-20 P 1069ND	<b>PIPE</b> , fuel feed, in tank No. 1A, between transfer valve junction at main spar and joint inboard of rib No. 2, Port	1	—	C	QJ6

SERVICES

FUEL SYSTEM IN WING CENTRE SECTION

Ref. No.	Part No.	Description	No. off	Material Specification	Class of Store or L.M.	Place No.
6A/4797	SMITHS INSTRUMENTS LF.52	<b>PLATE</b> , tank terminal, secured to rear face of main spar web for fuel contents unit cables	1	—	P	QJ6
		Attachments for LF.52, Plate :—				
28D/7002428	A25/6C	Bolt, 2 BA (Mod. 2) ... ..	6	—	C	
28M/10288	AGS.2001/C/1	Nut, 2 BA ... ..	6	—	C	
15192	10-20 P 3875	Ring, jointing ... ..	1	L.64	C	QJ6
26DL/5456	DHS.402/C	Seal, bonded ... ..	12	—	C	QJ6
3565	10 N 3305A	Washer, sealing ... ..	1	—	C	QJ6
	10-20 WC 29097	<b>RING</b> , joint, half, manhole cover, outboard (For spares use 10-20 WC 31011ND)	1	—	—	QJ6
15950	10-20 WC 31011ND	<b>RING</b> , joint, half, manhole cover, outboard (Spares condition)	1	—	C	
	10-20 WC 29099	<b>RING</b> , joint, half, manhole cover, inboard, Port (For spares use 10-20 WC 31013ND)	1	—	—	QJ6
15951	10-20 WC 31013ND	<b>RING</b> , joint, half manhole cover, inboard, Port (Spares condition)	1	—	C	
	10-20 WC 29100	<b>RING</b> , joint, half, manhole cover, inboard, Starboard (For spares use 10-20 WC 31015ND)	1	—	—	QJ6
15952	10-20 WC 31015ND	<b>RING</b> , joint, half, manhole cover, inboard, Starboard (Spares condition)	1	—	C	
		Attachments for 10-20 WC 29097, 10-20 WC 29099 or 10-20 WC 29100, Ring :—				
28D/12533	A25/5C	Bolt, 2 BA ... ..	24	—	C	
26DL/5456	DHS.402/C	Seal, bonded ... ..	24	—	C	QJ6
6397	MARSTON EXCELSIOR MS.382/20	<b>SLEEVE</b> , clamping, at fuel feed junction piece entry into tank No. 1A, at rib No. 2, Port (Mod. 2)	1	—	C	QJ6
		Attachment for MS.382/20, Sleeve :—				
26DV/2906	CHENEY CWC.9/3	Clip, hose ... ..	1	—	C	QJ6

SERVICES

FUEL SYSTEM IN WING CENTRE SECTION

Ref. No.	Part No.	Description	No. off	Material Specification	Class of Store or L.M	Plate No.
	MARSTON EXCELSIOR MS.382/13	<b>SLEEVE</b> , clamping, at fuel feed junction piece entry in to tank No. 1A at rib No. 2, Starboard (Mod. 2)	1	—	—	QJ6
26DV/2903	CHENEY CWC.9/2	Attachments for MS.382/13, Sleeve :— Clip, hose	1	—	C	QJ6
15193	10-20 P 3879	<b>SUPPORT</b> , secured to rib No. 1 for tank contents unit mounting brackets	2	L.64	C	QJ6 QJ14
28D/9133012	A25/3C	Attachments for 10-20 P 3879, Support :—	1	—	C	
26DL/5456	DHS.402/C	Bolt, 2 BA Seal, bonded	1 1	— —	C C	QJ6 QJ14
	10-20 WC 15863A	<b>TUBE</b> , stay, aft, assembly (For spares use 10-20 WC 27101A/ND)	1	—	—	QJ6
11435	10-20 WC 27101A/ND	<b>TUBE</b> , stay, aft, assembly (Spares condition)	1	—	C	
	10-20 WC 15859A	<b>TUBE</b> , stay, forward, assembly (For spares use 10-20 WC 27105A/ND)	1	—	—	QJ6
11436	10-20 WC 27105A/ND	<b>TUBE</b> , stay, forward, assembly (Spares condition)	1	—	C	
28D/1011245	A25/10E	Attachments for 10-20 WC 15863A or 10-20 WC 15859A, Tube :—				
28M/10290	AGS.2001/E/1	Bolt, 1/2" BSF Nut, 1/2" BSF	2 2	— —	C C	
15191	10-20 P 3877	<b>UNION</b> , attached to main spar web, for refuelling valve electrical connector	1	L.65	C	QJ6
28F/9128915	AGS.1148/C	Attachments for 10-20 P 3877, Union :—				
19725 ←	10-20 P 4085ND	Nut, 3/8" BSP Washer (Mod. 2)	1 1	— —	C C	QJ6
	10-20 P 3945A	<b>VALVE</b> , isolation, secured to rear face of main spar web, Port, assembly (Mod. 587 for use on Mod. 2 A/C)	1	—	—	QJ7
	10-20 P 3952A	<b>VALVE</b> , isolation, secured to rear face of main spar web, Starboard, assembly (Pre Mod. 591)	1	—	—	QJ7
	10-20 P 4181A	<b>VALVE</b> , isolation, secured to rear face of main spar web, Starboard, assembly (Mod. 591)	1	—	—	QJ7
		Spares for :—				
	SMITHS INSTRUMENTS					
SCW/5874	689PG. 5.5 Mod. 01	<b>SWITCH</b> , low pressure warning	1	—	P	QJ7
14617	10-20 P 4005A/ND	<b>VALVE</b> , isolation, less L.P. warning switch, Port assembly (Mod. 587, for use on A/C embodying Mod. 2)	1	—	P	QJ7
14616	10-20 P 3968A/ND	<b>VALVE</b> , isolation, less L.P. warning switch, Starboard, assembly (Pre Mod. 591)	1	—	P	QJ7
16454	10-20 P 4183A/ND	<b>VALVE</b> , isolation, less L.P. warning switch, Starboard, assembly (Mod. 591)	1	—	P	QJ7
14844	10-20 P 345	<b>ADAPTER</b> , banjo	1	L.65	—	QJ7
	10-20 P 965	<b>ADAPTER</b> , banjo, Port (Mod. 2)	1	DTD.735	C	QJ7
	10 P 261	<b>BUSH</b> , screwed	1	DSS.249	—	QJ7
9175	10-20 P 1707	<b>CAP</b> , dust	1	L.65	C	QJ7
	10 P 265A	<b>HEAD</b> , valve, assembly	1	—	—	QJ7
14851	10-20 P 1047A	<b>HEAD</b> , valve, Port, assembly (Mod. 2)	1	—	C	QJ7

SERVICES

FUEL SYSTEM IN WING CENTRE SECTION

Ref. No.	Part No.	Description	No. off	Material Specification	Class of Store or L.M	Plate No.
6167	10-20 P 2331A	<b>MOUNTING</b> , low pressure warning switch (Pre Mod. 591)	1	—	C	QJ7
14845	10-20 P 3889	<b>MOUNTING</b> , low pressure warning switch, Port (Mod. 2)	1	—	C	QJ7
16455	10-20 P 3887	<b>MOUNTING</b> , low pressure warning switch, Starboard (Mod. 591)	1	—	C	QJ7
	10-20 P 1711	<b>NUT</b> , barrel ... ..	1	L.64	—	QJ7
	10 P 269ND	<b>PIN</b> , locking screwed bush to valve body, 1/8" dia. x 0"30 long	1	DHA.60/2	LM	QJ7
26DL/2313	6 P 1921	<b>PLUG</b> , attachment, low pressure warning switch	1	—	C	QJ7
6166	10 P 267	<b>RING</b> , sealing, valve stem ... ..	2	—	C	QJ7
28F/9428453	AGS.1186/B	<b>SEAL</b> , bonded ... ..	3	—	C	
28F/9428455	AGS.1186/D	<b>SEAL</b> , bonded ... ..	1	—	C	
28F/9439111	AGS.1186/K	<b>SEAL</b> , bonded ... ..	2	—	C	
28F/8016827	AGS.1186/M	<b>SEAL</b> , bonded, Port (Mod. 2) ... ..	2	—	C	
	10 P 259	<b>SPRING</b> ... ..	1	DTD.215	—	QJ7
14850	10-20 P 975	<b>SPRING</b> , Port (Mod. 2) ... ..	1	—	C	QJ7
16620	10-20 P 3947A	<b>STEM</b> , valve, assembly ... ..	1	—	C	QJ7
	10-20 P 3839	<b>EXTENSION</b> ... ..	1	S.93	—	QJ7
	10-20 P 3949	<b>STEM</b> ... ..	1	L.64	—	QJ7
16502	10-20 P 3835A	<b>STEM</b> , valve, Port, assembly (Mod. 2) ...	1	—	C	QJ7
	10-20 P 3839	<b>EXTENSION</b> ... ..	1	S.93	—	QJ7
	10-20 P 3837	<b>STEM</b> ... ..	1	L.64	—	QJ7
		Attachments for 10-20 P 3947A or 10-20 P 3835A, Stem:—				
28M/13266	A24/ES	Nut, 1/2" BSF ... ..	1	—	C	
28P/9527619	SP.90/C7	Pin, split (SP.9/C8) ... ..	1	—	C	
28W/9419405	SP.15/E	Washer ... ..	1	—	C	
10684	10-20 P 3279A	<b>VALVE</b> , servicing, L.P. warning switch, assembly	1	—	C	QJ7
	10 P 255	<b>WASHER</b> , bearing, valve spring ...	1	DTD.243	—	QJ7
28W/9419458	SP.10/N	<b>WASHER</b> , under valve spring bearing washer	QR	—	C	
28F/9655	AGS.1138/J	<b>WASHER</b> , jointing ... ..	1	—	C	
		Attachments for 10-20 P 3967A/ND 10-20 P 4005A/ND, 10-20 P 3968A/ND, or 10-20 P 4183A/ND Valve:—				
28D/1011019	A25/8C	Bolt, 2 BA ... ..	6	—	C	
28M/10288	AGS.2001/C/1	Nut, 2 BA ... ..	6	—	C	
27QA/435	DOWTY SP.910A/27	Ring, sealing, "O" type ... ..	1	—	C	QJ7
27QA/464	DOWTY SP.911A/3	Ring, sealing, "O" type, Port (Mod. 2) ...	1	—	C	QJ7
26DL/5456	DHS.402/C	Seal, bonded ... ..	6	—	C	QJ7
28W/9419402	SP.13/C	Washer, Port (Mod. 2) ... ..	6	—	C	
10551	DHS.777/C2	Washer, Starboard (Mod. 2) ... ..	6	—	C	QJ7
27FR/30194	FLIGHT REFUELLING LTD. 3610050	<b>VALVE</b> , transfer, Mk. 10, secured to diffuser at junction on forward face of main spar web, coded "PS" Port, "VS" Starboard (Mod. 1096) (For spares see AP.4515U, Vol. 3, Part 1)	1	—	P	QJ6



SERVICES

FUEL SYSTEM IN WING CENTRE SECTION

Ref. No.	Part No.	Description	No. off	Material Specification	Class of Score of L.M	Place No.
	—	<b>PIPES AND EQUIPMENT</b> , fuel feed and refuelling in tank No. 2, Port, group (Pre Mod. 2) (Drg. No. 10-20 P 397)	1	—	—	QJ8
	—	<b>PIPES AND EQUIPMENT</b> , fuel feed and refuelling in tank No. 2, Starboard, group (Pre Mod. 2) (Drg. No. 10-20 P 397)	1	—	—	QJ8
6255	10-20 P 2989	<b>ADAPTER</b> ; on main spar web, for fuel pump and Mk. 10 fuel transfer valve electrical connectors	2	—	C	QJ8
		Attachments for 10-20 P 2989, Adapter :—				
28D/9133013	A25/5C	Bolt, 2 BA	4	—	C	
28M/10288	AGS.2001/C/1	Nut, 2 BA	4	—	C	
6256	10 P 421	Ring, sealing	1	—	C	QJ8
26DL/5456	DHS.402/C	Seal, bonded	4	—	C	QJ8
13095	DHS.180/Mk. 3/Z	Tag	1	—	C	QJ8
28W/9419475	SP.15/C	Washer	3	—	C	
	—	<b>ADAPTER</b> , rotary joint, secured to rib No. 4, Port, group	1	—	—	
	—	<b>ADAPTER</b> , rotary joint, secured to rib No. 4, Starboard, group	1	—	—	
6299	10-20 P 2085	<b>ADAPTER</b> , Port (Pre Mod. 977)	1	—	C	QJ9
17252	10-20 P 4353	<b>ADAPTER</b> , Port (Mod. 977)	1	—	C	QJ9
6300	10-20 P 2086	<b>ADAPTER</b> , Starboard (Pre Mod. 977)	1	—	C	QJ9
17253	10-20 P 4354	<b>ADAPTER</b> , Starboard (Mod. 977)	1	—	C	QJ9
		Attachments for 10-20 P 2085, 10-20 P 4353, 10-20 P 2086 or 10-20 P 4354, Adapter :—				
28D/1200119	A25/4C	Bolt, 2 BA	5	—	C	
28D/9133013	A25/5C	Bolt, 2 BA, through sealing strips	1	—	C	
28D/1011240	A25/5E	Bolt, 1" BSF through sealing strips	1	—	C	
28M/10281	AGS.2001/C/3	Nut, 2 BA	6	—	C	
28M/10282	AGS.2001/E/3	Nut, 1" BSF	1	—	C	
	DOWTY					
27QA/469	SP.911A/8	Ring, sealing, "O" type	1	—	C	QJ9
	DOWTY					
27QA/480	SP.911A/20	Ring, sealing, "O" type	1	—	C	QJ9
26DL/5456	DHS.402/C	Seal, bonded	6	—	C	QJ9
26DL/5611	DHS.402/E	Seal, bonded	1	—	C	QJ9
28W/9419475	SP.15/C	Washer	6	—	C	
28W/9419405	SP.15/E	Washer	1	—	C	
	FLIGHT REFUELLING					
27FR/2477	FRS.300/K	<b>CIRCLIP</b> , locking	1	—	C	QJ8
	FLIGHT REFUELLING					
27FR/2325	FRS.73/K	<b>COLLAR</b> , split	1	—	C	QJ8
	FLIGHT REFUELLING					
27FR/2319	FRS.54/K/Series 1	<b>SEAL</b> , rubber	1	—	C	QJ8
	FLIGHT REFUELLING					
27FR/2333	FRS.111/K	<b>SLEEVE</b> , outer	1	—	C	QJ8

SERVICES

FUEL SYSTEM IN WING CENTRE SECTION

Ref. No.	Part No.	Description	No. off	Material Specification	Class of Store or L.M	Plate No.
26DL/2655	6 P 179	<b>CLAMP</b> , securing pipe to stiffeners on rib No. 3 and main spar web	2	—	C	QJ8
28D/9436920	A25/1C	Attachments for 6 P 179. Clamp :—				
28D/9133011	A25/2C	Bolt, 2 BA, at main spar ... ..	2	—	C	
	6 P 181	Bolt, 2 BA, at rib No. 3 ... ..	2	—	C	
28W/9419475	SP.15/C	Clip, saddle, 20 SWG... ..	1	L.72	LM	QJ8
		Washer, at rib No. 3... ..	2	—	C	
6303	10-20 P 3155A	<b>CONNECTION</b> , refuelling, between Mk. 10 fuel transfer valve mounting and flanged elbow connection secured to top skin	1	—	C	QJ8
		Attachments for 10-20 P 3155A, Connection :—				
27FR/2325	FLIGHT REFUELLING FRS.73/K	Collar, split ... ..	1	—	C	QJ8
27FR/2329	FLIGHT REFUELLING FRS.110/K/Series 1	Connector, pipe (For spares use AP.4515U, Vol. 3, Part 1)	1	—	C	QJ8
27FR/2433	FLIGHT REFUELLING FRS.151/K/Series 1	Seal, rubber ... ..	1	—	C	QJ8
27FR/2434	FLIGHT REFUELLING FRS.152/K	Sleeve, outer ... ..	1	—	C	QJ8
	—	<b>DIFFUSER</b> , Mk. 10 fuel transfer valve, secured to mounting on rib No. 3, group	1	—	—	
6604	DHS.400/14E	<b>BOLT</b> , 1/2" BSF, clamp securing ... ..	4	—	C	QJ8
17303	10-20 P 3737ND	<b>CLAMP</b> , half ... ..	4	—	C	CJ8
10273	10-20 P 1819	<b>DIFFUSER</b> ... ..	1	—	C	QJ8
28M/10290	AGS.2001/E/1 DOWTY	<b>NUT</b> , 1/2" BSF, clamp securing ... ..	4	—	C	
27QA/429	SP.910A/20	<b>RING</b> , sealing, "O" type ... ..	2	—	C	QJ8
28W/9418921	SP.13/E	<b>WASHER</b> , clamp securing ... ..	4	—	C	
	—	<b>ELECTRICAL COMPONENTS</b> (See sub-sections "EAQ," "EBX" and "EBY")	—	—	—	
	10-20 P 421A	<b>JUNCTION</b> , fuel, three-way, complete with non-return valve, outboard of rib No. 2, Port, assembly	1	—	—	QJ8 QJ9
	10-20 P 422A	<b>JUNCTION</b> , fuel, three-way, complete with non-return valve, outboard of rib No. 2, Starboard, assembly	1	—	—	QJ8 QJ9
6309	10-20 P 451	<b>ADAPTER</b> , non-return valve seat, Port ...	1	—	C	QJ9
6310	10-20 P 452	<b>ADAPTER</b> , non-return valve seat, Starboard ...	1	—	C	QJ9
	10-20 P 453	<b>CAGE</b> , valve ... ..	1	S.84	—	QJ9
26DL/2634	6 P 135	<b>DISC</b> , valve ... ..	1	—	C	QJ9
6306	10-20 P 401A	<b>JUNCTION-PIECE</b> , Port, assembly ... ..	1	—	C	QJ9
6307	10-20 P 402A	<b>JUNCTION-PIECE</b> , Starboard, assembly ...	1	—	C	QJ9
		Attachments for 10-20 P 401A or 10-20 P 402A, Junction-piece :—				
6372	A26/2C/DHS.514/D	Bolt, 2 BA ... ..	4	—	C	QJ9
28D/1011468	A26/5C	Bolt, 2 BA ... ..	3	—	C	
28M/10281	AGS.2001/C/3	Nut, 2 BA ... ..	3	—	C	
27QA/471	DOWTY SP.911A/10	Ring, sealing, "O" type ... ..	1	—	C	QJ9
28W/9419475	SP.15/C	Washer ... ..	3	—	C	

**FUEL SYSTEM IN WING CENTRE SECTION**

Ref. No.	Part No.	Description	No. off	Material Specification	Class of Store or L.M	Plate No.
		Attachments for 10-20 P 421A or 10-20 P 422A, Junction :—				
6374	DHS.400/17E	Bolt, 1/4" BSF, clamp securing ... ..	2	—	C	QJ8
17304	10-20 P 3757ND	Clamp, half ... ..	2	—	C	QJ8
28M/10290	AGS.2001/E/1	Nut, 1/4" BSF, clamp securing ... ..	2	—	C	
27QA/435	DOWTY SP.910A/27	Ring, sealing, "O" type ... ..	1	—	C	QJ8
28W/9418921	SP.13/E	Washer, clamp securing ... ..	2	—	C	
6311	10-20 P 1247	<b>JUNCTION-PIECE</b> , fuel, flanged, through rib No. 2	1	—	C	QJ8
		Attachments for 10-20 P 1247, Junction-piece :—				
28D/1200119	A25/4C	Bolt, 2 BA ... ..	5	—	C	
27QA/471	DOWTY SP.911A/10	Ring, sealing, "O" type ... ..	1	—	C	QJ8
26DL/5456	DHS.402/C	Seal, bonded ... ..	5	—	C	QJ8
5K/3355	AS.3360/B4B	<b>LEAD</b> , bonding ... ..	12	—	C	
		Attachments for AS.3360/B4B, Lead (per pair) :—				
28D/9464748	A26/1/3B	Bolt, 4 BA ... ..	2	—	C	
28M/10297	AGS.2001/B/2	Nut, 4 BA ... ..	2	—	C	
28S/9435646	A35/B6	Screw, 4 BA ... ..	1	—	C	
28W/9419448	AGS.2035/B	Washer, shakeproof ... ..	1	—	C	
10280	10-20 P 1687	<b>MOUNTING</b> , Mk. 10 fuel transfer valve, secured to rib No. 3, Port	1	—	C	QJ8
10281	10-20 P 1688	<b>MOUNTING</b> , Mk. 10 fuel transfer valve, secured to rib No. 3, Starboard	1	—	C	QJ8
		Attachments for 10-20 P 1687 or 10-20 P 1688, Mounting :—				
28D/9133013	A25/5C	Bolt, 2 BA ... ..	8	—	C	
28W/9419475	SP.15/C	Washer ... ..	8	—	C	
6312	10-20 P 443A/ND	<b>PIPE</b> , fuel feed, between three-way fuel junction and fuel pump, Port, assembly	1	—	C	QJ8
6313	10-20 P 445A/ND	<b>PIPE</b> , fuel feed, between three-way fuel junction and fuel pump, Starboard, assembly	1	—	C	QJ8
		Attachments for 10-20 P 443A/ND or 10-20 P 445A/ND, Pipe :—				
6374	DHS.400/17E	Bolt, 1/4" BSF, clamp securing ... ..	2	—	C	QJ8
17304	10-20 P 3757ND	Clamp, half ... ..	2	—	C	QJ8
		<b>FLIGHT REFUELLING</b>				
27FR/2325	FRS.73/K	Collar, split ... ..	1	—	C	QJ8
28M/10290	AGS.2001/E/1	Nut, 1/4" BSF, clamp securing ... ..	2	—	C	
27QA/435	DOWTY SP.910A/27	Ring, sealing, "O" type ... ..	1	—	C	QJ8
		<b>FLIGHT REFUELLING</b>				
27FR/2433	FRS.151/K/Series 1	Seal, rubber ... ..	1	—	C	
		<b>FLIGHT REFUELLING</b>				
27FR/2434	FRS.152/K	Sleeve, outer ... ..	1	—	C	QJ8
28W/9418921	SP.13/E	Washer, clamp securing ... ..	2	—	C	

**SERVICES**

**FUEL SYSTEM IN WING CENTRE SECTION**

Ref. No.	Part No.	Description	No. off	Material Specification	Class of Score or L.M	Plate No.
6304	10-20 P 409ND	<b>PIPE</b> , fuel feed, between three-way fuel junction and Mk. 10 fuel transfer valve mounting, Port	1	—	C	QJ8
6305	10-20 P 410ND	<b>PIPE</b> , fuel feed, between three-way fuel junction and Mk. 10 fuel transfer valve mounting, Starboard	1	—	C	QJ8
27FR/2329	FLIGHT REFUELLING FRS.110/K/Series 1	Attachments for 10-20 P 409ND or 10-20 P 410ND, Pipe :—  Connector, pipe (For spares see AP.4515U, Vol. 3, Part 1)	2	—	C	QJ8
6297	10-20 P 407ND	<b>PIPE</b> , fuel feed, between Mk. 10 fuel transfer valve mounting and rotary joint adapter at rib No. 4, Port (Pre Mod. 977)	1	—	C	QJ8
16987	10-20 P 4351ND	<b>PIPE</b> , fuel feed, between Mk. 10 fuel transfer valve mounting and rotary joint adapter at rib No. 4, Port (Mod. 977)	1	—	C	QJ8
6298	10-20 P 408ND	<b>PIPE</b> , fuel feed, between Mk. 10 fuel transfer valve mounting and rotary joint adapter at rib No. 4, Starboard (Pre Mod. 977)	1	—	C	QJ8
16988	10-20 P 4352ND	<b>PIPE</b> , fuel feed, between Mk. 10 fuel transfer valve mounting and rotary joint adapter at rib No. 4, Starboard (Mod. 977)	1	—	C	QJ8
27FR/2329	FLIGHT REFUELLING FRS.110/K/Series 1	Attachments for 10-20 P 407ND, 10-20 P 4351ND, 10-20 P 408ND or 10-20 P 4352ND, Pipe :—  Connector, pipe (For spares see AP.4515U, Vol. 3, Part 1)	1	—	C	QJ8
—	—	<b>PUMP</b> , fuel tank No. 2, Port, group ... (Drg. No. 10-20 P 425)	1	—	—	—
—	—	<b>PUMP</b> , fuel tank No. 2, Starboard, group ... (Drg. No. 10-20 P 437)	1	—	—	—
6316	10-20 P 2059	<b>ADAPTER</b> , fuel feed pipe ... Attachments for 10-20 P 2059, Adapter :—	1	—	C	QJ9
28F/10500	AGS.1138/K	Washer, jointing ...	1	—	C	—
6315	10-20 P 2215	<b>MOUNTING</b> , pump ... Attachments for 10-20 P 2215, Mounting :—	1	—	C	QJ9
4404	A26/3E/DHS.514/D	Bolt, 1" BSF ...	1	—	C	QJ9
28D/9473905	A26/4E	Bolt, 3/4" BSF (Lock to DHS.514/D) ...	1	—	C	QJ9
12167	10-20 P 1975	Bolt, reach ...	1	—	C	QJ9
28W/9436801	SP.11/E	Washer ...	3	—	C	—

**SERVICES**

**FUEL SYSTEM IN WING CENTRE SECTION**

Ref. No.	Part No.	Description	No. of	Material Specification	Class of Store or L.M	Place No.
28R/8011898	AGS.948/A SELF PRIMING PUMPS	<b>PLUG</b> , blanking ... ..	1	—	C	
5UE/6880	SPE.802B Mk. 3	<b>PUMP</b> , fuel ... .. Attachments for SPE.802B Mk. 3, Pump :—	1	—	P	QJ8
28D/9446990	A26/12E	Bolt, 1/2" BSF ... ..	2	—	C	
28D/1213155	A26/17E	Bolt, 1/2" BSF ... ..	1	—	C	
28M/10299	AGS.2001/E	Nut, 1/2" BSF ... ..	3	—	C	
12026	DHS.180/Mk.1/Z	Tag, locking ... ..	1	—	C	QJ8
28W/7000392	SP.14/E	Washer ... ..	6	—	C	
28F/9428452	AGS.1186/A FLIGHT REFUELLING LTD.	<b>SEAL</b> , bonded, at blanking plug ... ..	1	—	C	
27FR/30194	3610050	<b>VALVE</b> , fuel transfer Mk. 10, secured to diffuser at mounting on rib No. 3, Coded "PY," Port, "VY" Starboard (Mod. 1096) (For spares see AP.4515U, Vol. 3, Pt. 1)	1	—	P	QJ8



**SERVICES**

**FUEL SYSTEM IN WING CENTRE SECTION**

Ref. No.	Part No.	Description	No. of	Material Specification	Class of Store or L.M.	Plate No.
	—	<b>PIPES AND EQUIPMENT</b> , fuel feed and refuelling in tank No. 2, Port, group (Drg. No. 10-20 P 1063)	1	—	—	QJ8A
	—	<b>PIPES AND EQUIPMENT</b> , fuel feed and refuelling in tank No. 2, Starboard, group (Drg. No. 10-20 P 1063)	1	—	—	QJ8A
6255	10-20 P 2989	<b>ADAPTER</b> , on main spar web for Mk. 10 fuel transfer valve electrical connector	1	—	C	QJ8A
14808	10-20 P 1539	<b>ADAPTER</b> , on main spar web, for fuel pump electrical connector, Starboard only Attachments for 10-20 P 2989 or 10-20 P 1539, Adapter :—	1	—	C	QJ8A
28D/9133013	A25/5C	Bolt, 2 BA	4	—	C	
28M/10288	AGS.2001/C/1	Nut, 2 BA	4	—	C	
27QA/	SP.916/21	Ring, sealing	1	—	C	QJ8A
26DL/5456	DHS.402/C	Seal, bonded	4	—	C	QJ8A
13095	DHS.180.Mk. 3/Z	Tag	1	—	C	QJ8A
28W/9419475	SP.15/C	Washer	3	—	C	
	—	<b>ADAPTER</b> , rotary joint, secured to rib No. 4, Port, group	1	—	—	
	—	<b>ADAPTER</b> , rotary joint, secured to rib No. 4, Starboard, group	1	—	—	
6299	10-20 P 2085	<b>ADAPTER</b> , Port (Pre Mod. 977)	1	—	C	QJ9
17252	10-20 P 4353	<b>ADAPTER</b> , Port (Mod. 977)	1	—	C	QJ9
6300	10-20 P 2086	<b>ADAPTER</b> , Starboard (Pre Mod. 977)	1	—	C	QJ9
17253	10-20 P 4354	<b>ADAPTER</b> , Starboard (Mod. 977) Attachments for 10-20 P 2085, 10-20 P 4353, 10-20 P 2086 or 10-20 P 4354, Adapter :—	1	—	C	QJ9
28D/9133013	A25/5C	Bolt, 2 BA	5	—	C	
28D/7002428	A25/6C	Bolt, 2 BA, throttle sealing strip	1	—	C	
28D/1011240	A25/5E	Bolt, 1/4" BSF, throttle sealing strip	1	—	C	
28M/10288	AGS.2001/C/1	Nut, 2 BA	6	—	C	
28M/10290	AGS.2001/E/1	Nut, 1/4" BSF	1	—	C	
27QA/469	DOWTY SP.911A/8	Ring, sealing, "O" type	1	—	C	QJ9
27QA/480	DOWTY SP.911A/20	Ring, sealing, "O" type	1	—	C	QJ9
26DL/5456	DHS.402/C	Seal, bonded	6	—	C	QJ9
26DL/5611	DHS.402/E	Seal, bonded	1	—	C	QJ9
28W/9419475	SP.15/C	Washer	6	—	C	
28W/9419405	SP.15/E	Washer	1	—	C	
27FR/3054	FLIGHT REFUELLING FRS.299/K	<b>CIRCLIP</b> , locking	1	—	C	QJ8A
27FR/2325	FLIGHT REFUELLING FRS.73/K	<b>COLLAR</b> , split	1	—	C	QJ8A
27FR/2319	FLIGHT REFUELLING FRS.54/K/Series 1	<b>SEAL</b> , rubber	1	—	C	QJ8A
27FR/2333	FLIGHT REFUELLING FRS.111/K	<b>SLEEVE</b> , outer	1	—	C	QJ8A

**SERVICES**

**FUEL SYSTEM IN WING CENTRE SECTION**

Ref. No.	Part No.	Description	No. off	Material Specification	Class of Store or L.M	Plate No.
	10-20 P 4271A	<b>BRACKET</b> , clamp mounting, secured to stiffener on front spar web, for refuelling in flight pipe between non-return valve and joint at rib No. 3, Port only	1	—	C	QJ8A
28D/9436920	A25/1C	Attachments for 10-20 P 4271A, Bracket :—				
28W/9419475	SP.15/C	Bolt, 2 BA ... ..	4	—	C	
		Washer ... ..	4	—	C	
3180	10-20 P 2121	<b>CLAMP</b> , securing refuelling in flight pipe to bracket on front spar web, stiffener	1	—	C	QJ8A
		Attachments for 10-20 P 2121, Clamp :—				
28D/9436920	A25/1C	Bolt, 2 BA ... ..	2	—	C	
	10-20 P 2123	Clip, saddle, 20 SWG... ..	1	L.72	LM	QJ8A
26DV/9733	DHS.728/C/16	Washer, saddle ... ..	2	—	C	QJ8A
26DL/2655	6 P 179	<b>CLAMP</b> , securing fuel feed pipe to stiffeners on rib No. 3 and main spar web	2	—	C	QJ8A
		Attachments for 6 P 179, Clamp :—				
28D/9436920	A25/1C	Bolt, 2 BA, at main spar ... ..	2	—	C	
28D/9133011	A25/2C	Bolt, 2 BA, at rib No. 3 ... ..	2	—	C	
	6 P 181	Clip, saddle, 20 SWG... ..	1	L.72	LM	QJ8A
28W/9419475	SP.15/C	Washer, at rib No. 3... ..	2	—	C	
	DUNLOP DAS.185/14 OR	<b>CLIP</b> , "P," securing hose and cable to fuel pump at rib No. 3	1	—	—	
28E/17634	AGS.2080/14	Attachments for DAS.185/14 or AGS.2080/14, Clip :—				
28D/9436920	A25/1C	Bolt, 2 BA, Starboard ... ..	1	—	C	
28D/9133011	A25/2C	Bolt, 2 BA, Port ... ..	1	—	C	
28M/10288	AGS.2001/C/1	Nut, 2 BA ... ..	1	—	C	
28W/9419475	SP.15/C	Washer ... ..	1	—	C	
	DUNLOP DAS.185/16 OR	<b>CLIP</b> , "P," securing hose and cable to refuelling valve, at rib No. 3	1	—	—	
28E/9153391	AGS.2080/16	Attachments for DAS.185/16 or AGS.2080/16, Clip :—				
28D/9133011	A25/2C	Bolt, 2 BA ... ..	1	—	C	
28M/10288	AGS.2001/C/1	Nut, 2 BA ... ..	1	—	C	
28W/9419475	SP.15/C	Washer ... ..	1	—	C	
28E/14239	AS.3181/24C	<b>CLIP</b> , "P," securing Mk. 18 refuelling valve to vent pipe, Port only	1	—	C	
	DUNLOP DAS.185/14 OR	<b>CLIP</b> , "P," securing Mk. 18 refuelling valve to vent pipe, Port only	1	—	—	
28E/17634	AGS.2080/14	Attachments for AS.3181/24C, DAS.185/14, or AGS.2080/14, Clip :—				
28D/9133011	A25/2C	Bolt, 2 BA ... ..	1	—	C	
28M/10288	AGS.2001/C/1	Nut, 2 BA ... ..	1	—	C	
28W/9419475	SP.15/C	Washer ... ..	1	—	C	

**SERVICES**

**FUEL SYSTEM IN WING CENTRE SECTION**

Ref. No.	Part No.	Description	No. off	Material Specification	Class of Store or L.M.	Plate No.
27FR/2325	FLIGHT REFUELLING FRS.73/K	<b>COLLAR</b> , split, at four-way fuel junction ...	1	—	C	QJ8A
27FR/2326	FLIGHT REFUELLING FRS.73/M	<b>COLLAR</b> , split, for pipe code No. 98 ...	1	—	C	QJ8A
14843	10-20 P 1527A	<b>CONDUIT</b> , on main spar, for Mk. 18 refuelling valve and fuel pump electrical connectors, Port only	1	—	C	QJ8A
		Attachments for 10-20 P 1527A, Conduit :—				
28D/9133013	A25/5C	Bolt, 2 BA ...	4	—	C	
28M/10288	AGS.2001/C/1	Nut, 2 BA ...	4	—	C	
27QA/533	DOWTY SP.916/20	Ring, sealing ...	1	—	C	QJ8A
26DL/5456	DHS.402/C	Seal, bonded ...	4	—	C	QJ8A
28W/9419475	SP.15/C	Washer ...	3	—	C	
27F/3012	FLIGHT REFUELLING FRS.122/M/Series 1	<b>CONNECTOR</b> , pipe, bulkhead type, secured to rib No. 3, for refuelling in flight pipe connections, Port only (For spares see AP.4515U, Vol. 3, Part 1)	1	—	C	QJ8A
		Attachments for FRS.122/M/Series 1, Connector :—				
16251	10-20 P 3969	Bolt, 2 BA ...	1	—	C	QJ8A
	10-20 P 3971ND	Bolt, 2 BA ...	2	—	—	QJ8A
28D/9133012	A25/3C	Bolt, 2 BA ...	7	—	C	
28W/9419475	SP.15/C	Washer ...	10	—	C	
	—	<b>CONNECTOR</b> , refuelling, between Mk. 10 fuel transfer valve mounting and flanged elbow connection, secured to top skin, group	1	—	—	
27FR/2325	FLIGHT REFUELLING FRS.73/K	<b>COLLAR</b> , split ...	1	—	C	QJ8A
6303	10-20 P 3155A	<b>CONNECTOR</b> , refuelling ...	1	—	C	QJ8A
27FR/2329	FLIGHT REFUELLING FRS.110/K/Series 1	<b>CONNECTOR</b> , pipe (For spares see AP.4515U, Vol. 3, Part 1)	1	—	C	QJ8A
27FR/2433	FLIGHT REFUELLING FRS.151/K/Series 1	<b>SEAL</b> , rubber ...	1	—	C	QJ8A
27FR/2434	FLIGHT REFUELLING FRS.152/K	<b>SLEEVE</b> , outer ...	1	—	C	QJ8A
27FR/2329	FLIGHT REFUELLING FRS.110/K/Series 1	<b>CONNECTOR</b> , pipe, for fuel feed pipe between transfer valve and three-way fuel junction	1	—	C	QJ8A
27FR/2329	FLIGHT REFUELLING FRS.110/K/Series 1	<b>CONNECTOR</b> , pipe, for fuel feed pipe between transfer valve and rotary joint	1	—	C	QJ8A
17589	AERO CONTROLS AC.4030/24D	<b>COUPLING</b> , pipe, at three-way fuel junction	1	—	C	QJ8A
17705	AERO CONTROLS AC.4030/32D	<b>COUPLING</b> , pipe, in flight refuelling, at junction on front spar web	2	—	C	QJ8A

SERVICES

FUEL SYSTEM IN WING CENTRE SECTION

Ref. No.	Part No.	Description	No. off	Material Specification	Class of Store or L.M	Plate No.
	—	<b>DIFFUSER</b> , Mk. 10 fuel transfer valve, secured to mounting on rib No. 3, group	1	—	—	
6604	DHS.400/14E	<b>BOLT</b> , 1/4" BSF, clamp securing	4	—	C	QJ8A
17303	10-20 P 3737ND	<b>CLAMP</b> , half	4	—	C	QJ8A
10273	10-20 P 1819	<b>DIFFUSER</b>	1	—	C	QJ8A
28M/10290	AGS.2001/E/1	<b>NUT</b> , 1/4" BSF, clamp securing	4	—	C	QJ8A
27QA/429	DOWTY SP910A/20	<b>RING</b> , sealing, "O" Type	2	—	C	QJ8A
28VV/9419405	SP.15/E	<b>WASHER</b> , clamp securing	4	—	C	
	—	<b>ELECTRICAL COMPONENTS</b> (See sub-sections EAQ, EBX and EBY)	—	—	—	
	10-20 P 961A	<b>JUNCTION</b> , fuel, four-way, complete with non-return valve, outboard of rib No. 2, Port, assembly	1	—	—	QJ8A QJ9
	10-20 P 422A	<b>JUNCTION</b> , fuel, three-way, complete with non-return valve, outboard of rib No. 2, Starboard, assembly	1	—	—	QJ8A QJ9
6309	10-20 P 451	<b>ADAPTER</b> , non-return valve seat, Port	1	—	C	QJ9
6310	10-20 P 452	<b>ADAPTER</b> , non-return valve seat, Starboard	1	—	C	QJ9
	10-20 P 453	<b>CAGE</b> , valve	1	S.84	—	QJ9
26DL/2634	6 P 135	<b>DISC</b> , valve	1	—	C	QJ9
14831	10-20 P 957A	<b>JUNCTION-PIECE</b> , Port, assembly	1	—	C	QJ9
		Attachments for 10-20 P 957A, Junction-piece :—				
6372	A26/2C/DHS.514/D	Bolt, 2 BA	6	—	C	QJ9
28D/1011468	A26/5C	Bolt, 2 BA	1	—	C	
28M/9436836	AGS.2001/C/2	Nut, 2 BA	1	—	C	
27QA/471	DOWTY SP.911A/10	Ring, sealing, "O" Type	1	—	C	QJ9
28VV/9419475	SP.15/C	Washer	1	—	C	
6307	10-20 P 402A	<b>JUNCTION-PIECE</b> , Starboard, assembly	1	—	C	QJ9
		Attachments for 10-20 P 402A, Junction-piece :—				
6372	A26/2C/DHS.514/D	Bolt, 2 BA	4	—	C	QJ9
28D/1011468	A26/5C	Bolt, 2 BA	3	—	C	
28M/10281	AGS.2001/C/2	Nut, 2 BA	3	—	C	
27QA/471	DOWTY SP.911A/10	Ring, sealing, "O" Type	1	—	C	QJ9
28VV/9419475	SP.15/C	Washer	3	—	C	
		Attachments for 10-20 P 961A or 10-20 P 422A, Junction :—				
7967	DHS.400/19E	Bolt, 1/4" BSF, clamp securing, Port	2	—	C	QJ8A
6374	DHS.400/17E	Bolt, 1/4" BSF, clamp securing, Starboard	2	—	C	QJ8A
14829	10-20 P 3759ND	Clamp, half, Port	2	—	C	QJ8A
17304	10-20 P 3757ND	Clamp, half, Starboard	2	—	C	QJ8A
28M/10290	AGS.2001/E/1	Nut, 1/4" BSF, clamp securing	2	—	C	
27QA/465	DOWTY SP.911A/4	Ring, sealing, "O" Type, Port	1	—	C	QJ8A
27QA/435	DOWTY SP.910A/27	Ring, sealing, "O" Type, Starboard	1	—	C	QJ8A
28VV/9419405	SP.15/E	Washer, clamp securing	2	—	C	
14830	10-20 P 953	<b>JUNCTION-PIECE</b> , fuel, flanged, through rib No. 2, Port	1	—	C	QJ8A
6311	10-20 P 1247	<b>JUNCTION-PIECE</b> , fuel, flanged, through rib No. 2, Starboard	1	—	C	QJ8A
		Attachments for 10-20 P 953, or 10-20 P 1247, Junction-piece :—				
28D/1200119	A25/4C	Bolt, 2 BA	5	—	C	
27QA/476	DOWTY SP.911A/16	Ring, sealing, "O" Type, Port	1	—	C	QJ8A
27QA/471	DOWTY SP.911A/10	Ring, sealing, "O" Type, Starboard	1	—	C	QJ8A
26DL/5456	DHS.402/C	Seal, bonded	5	—	C	QJ8A

**SERVICES**

**FUEL SYSTEM IN WING CENTRE SECTION**

Ref. No.	Part No.	Description	No. off	Material Specification	Class of Store or L.M	Plate No.
		<b>LEADS, bonding, group</b> ... ..	1	—	—	
28D/9464748	A26/1/2 B	<b>BOLT, 4 BA</b> ... ..	20	—	C	
28D/1011333	A26/1B	<b>BOLT, 4 BA</b> ... ..	1	—	C	
	DHS.31/43	<b>CLIP, bonding, 24 SWG...</b> ... ..	1	BSS.265	LM	
5K/3355	AS.3360/B4B	<b>LEAD, bonding</b> ... ..	15	—	C	
5K/3394	AS.3360/B6B	<b>LEAD, bonding</b> ... ..	1	—	C	
5K/3408	AS.3380/B6C	<b>LEAD, bonding</b> ... ..	1	—	C	
5K/3414	AS.3360/B9B	<b>LEAD, bonding</b> ... ..	1	—	C	
5K/3419	AS.3360/B9C	<b>LEAD, bonding</b> ... ..	1	—	C	
28M/10297	AGS.2001/B/2	<b>NUT, 4 BA</b> ... ..	21	—	C	
28M/10288	AGS.2001/C/1	<b>NUT, 2 BA</b> ... ..	1	—	C	
28S/9435646	A25/B6	<b>SCREW, 4 BA</b> ... ..	8	—	C	
28W/9419448	AGS.2035/B	<b>WASHER, shakeproof</b> ... ..	8	—	C	
10280	10-20 P 1687	<b>MOUNTING, Mk. 10 fuel transfer valve, secured to rib No. 3, Port</b>	1	—	C	QJ8A
10281	10-20 P 1688	<b>MOUNTING, Mk. 10 fuel transfer valve, secured to rib No. 3, Starboard</b> Attachments for 10-20 P 1687 or 10-20 P 1688, Mounting :—	1	—	C	QJ8A
28D/9133013	A25/5C	<b>Bolt, 2 BA</b> ... ..	8	—	C	
28W/9419475	SP.15/C	<b>Washer</b> ... ..	8	—	C	
14832	10-20 P 3719A	<b>PIPE, fuel feed, between four-way fuel junction and fuel pump, Port, assembly</b>	1	—	C	QJ8A
14833	10-20 P 3741A	<b>PIPE, fuel feed, between three-way fuel junction and fuel pump, Starboard, assembly</b> Attachments for 10-20 P 3719A or 10-20 P 3741A, Pipe :—	1	—	C	QJ8A
6374	DHS.400/17E	<b>Bolt, 1/2" BSF, clamp securing</b> ... ..	2	—	C	QJ8A
17304	10-20 P 3757ND	<b>Clamp, half</b> ... ..	2	—	C	
28M/10290	AGS.2001/E/1	<b>Nut, 1/2" BSF, clamp securing</b> ... ..	2	—	C	
27QA/345	SP.910A/27	<b>Ring, sealing, "O" Type</b> ... ..	1	—	C	QJ8A
28W/9419405	SP.15/E	<b>Washer, clamp securing</b> ... ..	2	—	C	
14828	10-20 P 1401ND	<b>PIPE, fuel feed, between four-way fuel junction and Mk. 10 fuel transfer valve mounting, Port</b>	1	—	C	QJ8A
6305	10-20 P 410ND	<b>PIPE, fuel feed, between three-way fuel junction and Mk. 10 fuel transfer valve mounting, Starboard</b>	1	—	C	QJ8A

**SERVICES**

**FUEL SYSTEM IN WING CENTRE SECTION**

Ref. No.	Part No.	Description	No. off	Material Specification	Class of Store or L.M	Plate No.
6297	10-20 P 407ND	<b>PIPE</b> , fuel feed, between Mk. 10 fuel transfer valve mounting and rotary joint adaptor at rib No. 4, Port (Pre Mod. 977)	1	—	C	QJ8A
16987	10-20 P 4351ND	<b>PIPE</b> , fuel feed, between Mk. 10 fuel transfer valve mounting and rotary joint adaptor at rib No. 4, Port (Mod. 977)	1	—	C	QJ8A
6298	10-20 P 408ND	<b>PIPE</b> , fuel feed, between Mk. 10 fuel transfer valve mounting and rotary joint adaptor at rib No. 4, Starboard (Pre Mod. 977)	1	—	C	QJ8A
16988	10-20 P 4352ND	<b>PIPE</b> , fuel feed, between Mk. 10 fuel transfer valve mounting and rotary joint adaptor at rib No. 4, Starboard (Mod. 977)	1	—	C	QJ8A
17227	10-20 P 8351ND	<b>PIPE</b> , refuelling in flight, between junction piece on front spar web and connector on rib No. 3, Port only (Mod. 1140)	1	—	C	QJ8A
17226	10-20 P 8361A/ND	<b>PIPE</b> , refuelling in flight, between connector on rib No. 3 and Mk. 18 refuelling valve, Port only (Mod. 1140)	1	—	C	QJ8A
16250	10-20 P 4069A/ND	<b>PIPE</b> , code No. 98, refuelling in flight, between junction-piece at main spar and coupling between leading edge ribs Nos. 3B and 3C, Port only, assembly (Mod. 655) Spares for :—	1	—	C	QJ8A
28R/9143885	AGS.948/B	<b>PLUG</b> , blanking ... ..	1	—	C	
28F/8014021	AGS.1138/B	<b>WASHER</b> , jointing ... ..	1	—	C	

SERVICES

FUEL SYSTEM IN WING CENTRE SECTION

Ref. No.	Part No.	Description	No. off	Material Specification	Class of Store or L.M	Plate No.
	—	<b>PUMP</b> , fuel tank No. 2, Port, group ... .. (Drg. No. 10-20 P 8065) (Mod. 1542)	1	—	—	
	—	<b>PUMP</b> , fuel tank No. 2, Starboard, group ... .. (Drg. No. 10-20 P 8063) (Mod. 1542)	1	—	—	
6316	10-20 P 2059	<b>ADAPTER</b> , fuel feed pipe ... .. Attachments for 10-20 P 2059, Adapter:—	1	—	C	QJ9
28F/10500	AGS.1138/K	Washer, jointing ... ..	1	—	C	
6315	10-20 P 2215	<b>MOUNTING</b> , pump ... .. Attachments for 10-20 P 2215, Mounting:—	1	—	C	QJ9
<del>3515</del>	A25/3E/DHS.514/D	Bolt, 1/2" BSF (Alternative S21/A25/3E) ... ..	1	—	C	QJ9
<del>1214095</del>	A25/4E/DHS.514/D	Bolt, 1/2" BSF (Alternative S21/A25/4E) ... ..	1	—	C	QJ8
<del>12167</del>	10-20 P 1975	Bolt, reach, 1/2" BSF ... ..	1	—	C	QJ9
28W/9436801	SP.11/E	Washer ... ..	3	—	C	
28R/8011898	AGS.948/A	<b>PLUG</b> , blanking ... ..	1	—	C	
5UE/—	SELF PRIMING PUMPS SPE.1302 Mk. 4	<b>PUMP</b> , fuel (Mod. 1542) ... .. Spares for:—	1	—	P	QJ8A
	SELF PRIMING PUMPS SPE.12283	<b>GASKET</b> ... .. Attachments for SPE.1302 Mk. 4, Pump:—	1	—	—	QJ8A
28D/1010132	A25/12E	Bolt, 1/2" BSF, Port ... ..	2	—	C	
28D/1011244	A25/9E	Bolt, 1/2" BSF, Starboard ... ..	2	—	C	
28D/9706306	A25/17E	Bolt, 1/2" BSF ... ..	1	—	C	
28M/10299	AGS.2001/E/12	Nut, 1/2" BSF ... ..	3	—	C	
12026	DHS.180. Mk. 1/Z	Tag, locking ... ..	1	—	C	QJ8A
28W/7000392	SP.14/E	Washer ... ..	6	—	C	
28F/9428452	AGS.1186/A	<b>SEAL</b> , bonded, at blanking plug ... ..	1	—	C	
27FR/2433	FRS.151/K/Series 1 FLIGHT REFUELLING	<b>SEAL</b> , rubber, at fuel junction ... ..	1	—	C	QJ8A
27FR/3542	FRS.151/M/Series 1 FLIGHT REFUELLING	<b>SEAL</b> , rubber, for pipe code No. 98 ... ..	1	—	C	QJ8A
27FR/2434	FRS.152/K FLIGHT REFUELLING	<b>SLEEVE</b> , outer, at fuel junction ... ..	1	—	C	QJ8A
27FR/4593	FRS.152/M	<b>SLEEVE</b> , outer, for pipe code No. 98 ... ..	1	—	C	QJ8A

**SERVICES**

**FUEL SYSTEM IN WING CENTRE SECTION**

Ref. No.	Part No.	Description	No. off	Material Specification	Class of Store or L.M	Plate No.
17224	10-20 P 8367	<b>STRUT</b> , for refuelling pipe, inboard of rib No. 3, Port only (Mod. 1140)	1	—	C	QJ8A
28D/9133011	A25/2C	Attachments for 10-20 P 8367, Strut :—				
28M/10288	AGS.2001/C/1	Bolt, 2 BA	2	—	C	
28W/9419475	SP.15/C	Nut, 2 BA	2	—	C	
		Washer	2	—	C	
	10-20 P 1099ND	<b>TAG</b> , bonding, secured to front spar stiffener adjacent to refuelling in flight junction-piece, Port only, 20 SWG	1	S.510	LM	QJ8A
27FR.4323	FLIGHT REFUELLING 1118065	<b>VALVE</b> , pressure refuelling, Mk. 18, Series 5, attached to four-way fuel junction outboard of rib No. 2, Port only, coded "TU" (Pre Mod. 1356) (For spares see AP.4515U, Vol. 3, Part 1)	1	—	P	QJ8A
27FR.32971	FLIGHT REFUELLING 1118100	<b>VALVE</b> , pressure refuelling, Mk. 18, Series 5, attached to four-way fuel junction outboard of rib No. 2, Port only, coded "TU" (Mod. 1456) (For spares see AP.4515U, Vol. 3, Part 1)	1	—	P	QJ8A
	10-20 P 8395A	<b>VALVE</b> , refuelling, surge relief and junction-piece, on main spar web, outboard of rib No. 3, Port only (Mod. 1140)	1	—	—	QJ8A
17225	10-20 P 8347A	<b>JUNCTION-PIECE</b>	1	—	P	QJ8A
17291	21 PJ 47A	<b>VALVE</b> , surge relief, assembly	1	—	P	QJ8A
		Attachments for 21 PJ 47A, Valve :—				
28D/9133012	A25/3C	Bolt, 2 BA, upper	2	—	C	
28D/9133013	A25/5C	Bolt, 2 BA, lower	4	—	C	
	FIREPROOF TANKS					
17290	FT/D/10865/8	Gasket	1	—	C	
28M/10288	AGS.2001/C/1	Nut, 2 BA	4	—	C	
28W/9416643	SP.47/C	Washer	2	—	C	
28W/9419475	SP.15/C	Washer	4	—	C	
		Attachments for 10-20 P 8395A, Valve :—				
28D/9133013	A25/5C	Bolt, 2 BA	6	—	C	
28M/10288	AGS.2001/C/1	Nut, 2 BA	6	—	C	
27QA/477	DOWTY SP.911A/17	Ring, sealing, "O" type	1	—	C	
3567	DHS.402/C	Seal, bonded	6	—	C	
28W/9419475	SP.15/C	Washer	6	—	C	
14834	10-20 P 3621A	<b>VALVE</b> , sequence, attached to fuel pump pipe, assembly	1	—	P	QJ8A
		Spares for :—				
11064	10-20 P 3229	<b>NUT</b> , lock	1	—	C	QJ8A
14836	10-20 P 3619	<b>SPRING</b>	1	—	C	QJ8A
14835	10-20 P 851	<b>VALVE</b>	1	—	C	QJ8A
		Attachments for 10-20 P 3621A, Valve :—				
28F/1011903	AGS.1186/G	Seal, bonded	1	—	C	
27FR/30194	FLIGHT REFUELLING 3610050	<b>VALVE</b> , transfer, Mk. 10, secured to diffuser at mounting on rib No. 3, coded "PY," Port or "VY," Starboard (Mod. 1096) (For spares see AP.4515U, Vol. 3, Part 1)	1	—	P	QJ8A

**SERVICES**

**FUEL SYSTEM IN WING CENTRE SECTION**

Ref. No.	Part No.	Description	No. off	Material Specification	Class of Store or L.M.	Plate No.
	—	<b>PIPES AND EQUIPMENT</b> , fuel recirculation between thermostatic valve on heat exchanger at rib No. "O," tank No. 2 and rotary joint at wing-fold, Port, group (Drg. Nos. 10-20 P 1285, 10-20 S 10321, 10-20 P 3047, 10-20 S 10303 and 10-20 S 2177)	1	—	—	
	—	<b>PIPES AND EQUIPMENT</b> , fuel recirculation, between thermostatic valve on heat exchanger at rib No. "O," tank No. 2, and rotary joint at wing-fold, Starboard, group (Drg. Nos. 10-20 P 1285, 10-20 S 8415, 10-20 P 3047, 10-20 S 2153 and 10-20 S 2179)	1	—	—	
	10-20 S 4963	<b>BLOCK</b> , clamp, half, securing fuel recirculation pipe to rib No. 3, at forward and aft positions	4	LFS.21	LM	QJ15
		Attachments for 10-20 S 4963, Block (per pair) :—				
28D/1214036	AS.1242/14C	Bolt, 2 BA	2	—	C	
28M/10288	AGS.2001/C/1	Nut, 2 BA	2	—	C	
10530	10-20 S 9825	<b>BLOCK</b> , clamp, half, securing fuel recirculation pipe to rib No. 3, intermediate position, Port	1	—	C	QJ16
10531	10-20 S 9827	<b>BLOCK</b> , clamp, half, securing fuel recirculation pipe to rib No. 3, intermediate position, Port	1	—	C	QJ16
10534	10-20 S 9826	<b>BLOCK</b> , clamp, half, securing fuel recirculation pipe to rib No. 3, intermediate position, Starboard	1	—	C	QJ16
10535	10-20 S 9828	<b>BLOCK</b> , clamp, half, securing fuel recirculation pipe to rib No. 3, intermediate position, Starboard	1	—	C	QJ16
		Attachments for 10-20 S 9825, 10-20 S 9827, 10-20 S 9826 or 10-20 S 9828, Block :—				
28D/9140647	A25/14C	Bolt, 2 BA	1	—	C	
28D/1214311	A25/17C	Bolt, 2 BA	1	—	C	
28M/10328	AGS.2002/C/1	Nut, 2 BA	2	—	C	
28W/9419475	SP.15/C	Washer	2	—	C	
	10-20 P 2369	<b>CLAMP</b> , half, securing fuel recirculation pipe to vent pipe in tank No. 2	4	LFS.21	LM	QJ15
		Attachments for 10-20 P 2369, Clamp (per pair) :—				
28D/9434864	A61/14C	Bolt, 2 BA	1	—	C	
28M/10281	AGS.2001/C/3	Nut, 2 BA	1	—	C	
27FR/2327	FLIGHT REFUELLING FRS.110/H/Series 1	<b>CONNECTOR</b> , pipe, for pipes code Nos. 70, 71, 72 and 79	4	—	C	QJ16
27FR/2327	FLIGHT REFUELLING FRS.110/H/Series 1	<b>CONNECTOR</b> , pipe, for fuel recirculation pipe in tank No. 2, between tee-piece junction at main spar and float valve	2	—	C	QJ16
18870	AERO CONTROLS AC.4030/16D	<b>COUPLING</b> , pipe, for pipes code Nos. 70, 71, 72 and 79	2	—	C	QJ15
4307	10-20 P 3027A	<b>ELBOW</b> , fuel recirculation pipe, secured to rib No. 3	1	—	C	QJ15
		Attachments for 10-20 P 3027A, Elbow :—				
28D/9133011	A25/2C	Bolt, 2 BA	6	—	C	
28M/10288	AGS.2001/C/1	Nut, 2 BA	6	—	C	
28W/9419402	SP.13/C	Washer	6	—	C	

**SERVICES**

**FUEL SYSTEM IN WING CENTRE SECTION**

Ref. No.	Part No.	Description	No. off	Material Specification	Class of Store or L.M.	Plate No.
	10-20 P 3557	<b>FAIRLEAD</b> , secured to rib No. 2, for fuel recirculation pipe, Port, ".25 thick	2	LFS.21	LM	QJ1
	10-20 P 3559	<b>FAIRLEAD</b> , secured to rib No. 2, for fuel recirculation pipe, Starboard, ".25 thick	2	LFS.21	LM	QJ15
		Attachments for 10-20 P 3557 or 10-20 P 3559. Fairlead (per pair) :—				
28D/1214866	AS.1246/4B	Bolt, 4 BA	4	—	C	
28M/10327	AGS.2002/B/1	Nut, 4 BA	4	—	C	
28V/9419474	SP.15/B	Washer	4	—	C	
14201	10-20 P 3553A	<b>JUNCTION</b> , tee-piece, secured to main spar, between ribs Nos. 2 and 3, at inter-connection of pipes along spar and in tank No. 2, Port	1	—	C	QJ15 QJ16
14202	10-20 P 3554A	<b>JUNCTION</b> , tee-piece, secured to main spar, between rib Nos. 2 and 3, at inter-connection of pipes along spar and in tank No. 2, Starboard	1	—	C	QJ15 QJ16
		Attachments for 10-20 P 3553A or 10-20 P 3554A. Junction :—				
28D/1011238	A25/3E	Bolt, 3/4" BSF	2	—	C	
28D/1008151	A25/4E	Bolt, 3/4" BSF	1	—	C	
28M/7002430	AGS.2002/E/1	Nut, 3/4" BSF	3	—	C	
27QA/465	DOWTY SP.911A/4	Ring, sealing, "O" Type	1	—	C	QJ16
26DL/5611	DHS.402/E	Seal, bonded	3	—	C	QJ16
	—	<b>LEADS</b> , bonding, group	1	—	—	
28D/1007971	A25/3B	<b>BOLT</b> , 4 BA	3	—	C	
28D/9464748	A26/3B	<b>BOLT</b> , 4 BA	16	—	C	
28D/1011333	A26/1B	<b>BOLT</b> , 4 BA	2	—	C	
28E/18435	AGS.2081/12	<b>CLIP</b> , bonding	2	—	C	
28E/18739	AGS.2081/16	<b>CLIP</b> , bonding	9	—	C	
	DHS.31/33	<b>CLIP</b> , bonding, 24 SWG...	7	BSS.265	LM	
5K/3325	AS.3360/B4B	<b>LEAD</b> , bonding	23	—	C	
28M/10287	AGS.2001/B/1	<b>NUT</b> , 4 BA	3	—	C	
28M/10297	AGS.2001/B/2	<b>NUT</b> , 4 BA	18	—	C	
28S/1008152	A31/B6	<b>SCREW</b> , 4 BA	2	—	C	
28S/9435646	A35/B6	<b>SCREW</b> , 4 BA	12	—	C	
28V/9419448	AGS.2035/B	<b>WASHER</b> , lock	12	—	C	
6293	10-20 P 3037	<b>MOUNTING</b> , float valve, secured to rib No. 3, in tank No. 2	1	—	C	QJ16
28F/8011897	AGS.1142/F	<b>NIPPLE</b> , adapter, at inter-connection of pipes code Nos. 22 and 24	1	—	C	
	—	<b>PIPES</b> , code No. 22, fuel recirculation, between thermostatic valve on heat exchanger and non-return valve on aft side of main spar inboard of rib No. 2, Port, group	1	—	—	
	—	<b>PIPES</b> , code No. 24, fuel recirculation, between thermostatic valve on heat exchanger and non-return valve on aft side of main spar inboard of rib No. 2, Starboard, group	1	—	—	
27FR/2327	FLIGHT REFUELLING FRS.110/H/Series 1	<b>CONNECTOR</b> , pipe, at non-return valve (For spares see AP.4515U, Vol. 3, Part 1)	1	—	C	QJ16
27FR/2352	FLIGHT REFUELLING FRS.132/F/Series 1	<b>CONNECTOR</b> , pipe (For spares see AP.4515U, Vol. 3, Part 1)	3	—	C	QJ4 QJ4A QJ16 QJ4 QJ15
10898	10-20 P 1155ND	<b>PIPE</b> , between thermostatic valve and first joint outboard of rib No. "O" Port	1	—	C	

SERVICES

FUEL SYSTEM IN WING CENTRE SECTION

Ref. No.	Part No.	Description						No. off	Material Specification	Class of Store or L.M.	Place No.
		1	2	3	4	5	6				
16094	10-20 P 4073ND	<b>PIPE</b> , between thermostatic valve and first joint outboard of rib No. "O," Starboard, (Mod. 216)						1	—	C	QJ4A QJ15
		Attachments for 10-20 P 1155ND or 10-20 P 4073ND, Pipe :—									
28D/9133011	A25/2C DUNLOP	Bolt, 2 BA, Starboard ... ..						1	—	C	
26DV/11856	DAS.185/08 DUNLOP	Clip, "P," Starboard ... ..						1	—	C	QJ4A
26DV/6664	DAS.185/12	Clip, "P," Starboard ... ..						1	—	C	QJ4A
28M/10288	AGS.2001/C/1	Nut, 2 BA, Starboard ... ..						1	—	C	
28W/9419475	SP.15/C	Washer, Starboard ... ..						1	—	C	
10895	10-20 P 1151ND	<b>PIPE</b> , between first joint and second joint inboard of rib No. 1, Port						1	—	C	QJ4
14849	10-20 P 3827ND	<b>PIPE</b> , between first joint and second joint inboard of rib No. 1, Starboard						1	—	C	QJ4A QJ15
10338	10-20 P 1367ND	<b>PIPE</b> , between second joint and third joint outboard of rib No. 1, Port						1	—	C	QJ15
10903	10-20 P 1371ND	<b>PIPE</b> , between second joint and third joint outboard rib No. 1, Starboard (Pre Mod. 655)						1	—	C	QJ15
16285	10-20 P 3973ND	<b>PIPE</b> , between second joint and third joint outboard of rib No. 1, Starboard (Mod. 655)						1	—	C	QJ15
14197	10-20 P 3567A/ND	<b>PIPE</b> , between third joint and non-return valve, Port						1	—	C	QJ15
14198	10-20 P 3568A/ND	<b>PIPE</b> , between third joint and non-return valve, Starboard						1	—	C	QJ15
		Attachments for 10-20 P 3567A/ND or 10-20 P 3568A/ND, Pipe :—									
28E/9153391	DUNLOP DAS.185/16 OR AGS.2080/16	Clip, "P" ... ..						1	—	—	QJ15

**SERVICES**

**FUEL SYSTEM IN WING CENTRE SECTION**

Ref. No.	Part No.	Description	No. off	Material Specification	Class of Store or L.M.	Plate No.
28M/10288	AGS.2001/C/1	Nut, 2 BA, Port ... ..	1	—	C	
28M/10339	AGS.2002/C/2	Nut, 2 BA, Starboard ... ..	1	—	C	
28W/9419402	SP.13/C	Washer, Port ... ..	1	—	C	
14196	10-20 P 3566ND	PIPE, code No. 70, fuel recirculation, through rib No. 2 at main spar, between non-return valve and tee-piece junction, Starboard	1	—	C	QJ15
14195	10-20 P 3565ND	PIPE, code No. 72, fuel recirculation, through rib No. 2, at main spar, between non-return valve and tee-piece junction, Port	1	—	C	QJ15
	—	PIPES, code No. 71, fuel recirculation, between tee-piece junction at main spar and rotary joint at wing-fold, Starboard, group	1	—	—	
	—	PIPES, code No. 79, fuel recirculation, between tee-piece junction at main spar and rotary joint at wing-fold, Port, group	1	—	—	
10529	10-20 P 1041ND	PIPE, between tee-piece junction and elbow at rib No. 3, Port	1	—	C	QJ15
10533	10-20 P 1043ND	PIPE, between tee-piece junction and elbow at rib No. 3, Starboard	1	—	C	QJ15
12530	10-20 P 3347ND	PIPE, between elbow at rib No. 3 and rotary joint at wing-fold, Port	1	—	C	QJ15
12531	10-20 P 3395ND	PIPE, between elbow at rib No. 3 and rotary joint at wing-fold, Starboard	1	—	C	QJ15

**SERVICES**

**FUEL SYSTEM IN WING CENTRE SECTION**

Ref. No.	Part No.	Description 1 2 3 4 5 6	No. of	Material Specification	Class of Store or L.M	Place No.
6294	10-20 P 3049ND	<b>PIPE</b> , fuel recirculation, in tank No. 2, between tee-piece junction at main spar and float valve, Port	1	—	C	QJ15
6295	10-20 P 3050ND	<b>PIPE</b> , fuel recirculation, in tank No. 2, between tee-piece junction at main spar and float valve, Starboard	1	—	C	QJ15
27F/	SELF PRIMING PUMPS SPE.—	<b>VALVE</b> , float, in tank No. 2, Type UTV.11255, Mk. 1A (Pre Mod. 922)	1	—	P	QJ15 QJ16
27F/5230	OR SELF PRIMING PUMPS SPE.13552	<b>VALVE</b> , float, in tank No. 2, Type UTV.11255, Mk. 2 (Pre Mod. 922)	1	—	P	QJ15 QJ16
27F/	SELF PRIMING PUMPS SPE.—	<b>VALVE</b> , float, in tank No. 2, Type UTV.11255, Mk. 1B (Mod. 922)	1	—	P	QJ15 QJ16
27F/	OR SELF PRIMING PUMPS SPE.—	<b>VALVE</b> , float, in tank No. 2, Type UTV.11255, Mk. 2A (Mod. 922)	1	—	P	QJ15 QJ16
28D/9133012	A25/3C DOWTY	Attachments for SPE.—, SPE.13552, SPE.—, or SPE.—, Valve :—				
27QA/430	SP.910A/22	Bolt, 2 BA ... ..	6	—	C	
27FR/3564	FLIGHT REFUELLING 9807100/1	Ring, sealing, "O" Type ... ..	1	—	C	QJ16
		<b>VALVE</b> , non-return, at aft face of main spar inboard of rib No. 2, at inter-connection of pipes, code Nos. 22 and 72, Port, 24 and 70, Starboard (For spares see AP.4515U, Vol. 3, Part 1)	1	—	P	QJ15



**SERVICES**

**FUEL SYSTEM IN WING CENTRE SECTION**

Ref. No.	Part No.	Description	No. off	Material Specification	Class of Store or L.M	Place No.
	—	<b>PIPES, GROUND REFUELLING</b> , between coupling on flap shroud and tank No. 2, through rear spar and stub tail boom, Port, group (Drg. Nos. 10-20 P 1635 and 10-20 P 2113)	1	—	—	QJ17
	—	<b>PIPES, GROUND REFUELLING</b> , between coupling on flap shroud and tank No. 2, through rear spar and stub tail boom, Starboard, group (Drg. Nos. 10-20 P 1635 and 10-20 P 2113)	1	—	—	QJ17
6517	10-20 P 2111	<b>ADAPTER</b> , flanged elbow, at rear spar, Port ...	1	—	C	QJ18
6518	10-20 P 2112	<b>ADAPTER</b> , flanged elbow, at rear spar, Starboard	1	—	C	QJ18
		Attachments for 10-20 P 2111 or 10-20 P 2112, Adapter :—				
28D/9133012	A25/3C	Bolt, 2 BA ...	4	—	C	
28M/10288	AGS.2001/C/1	Nut, 2 BA ...	4	—	C	
17452	10-20 P 4179ND	Shim, maximum number to be fitted, 2 off ...	QR	—	C	QJ18
28W/9419402	SP.13/C	Washer ...	4	—	C	
6513	10-20 P 2109	<b>ADAPTER</b> , flanged elbow, at wing top skin forward of rear spar, between stringers Nos. 15 and 16, Port	1	—	C	QJ17 QJ18
6514	10-20 P 2110	<b>ADAPTER</b> , flanged elbow, at wing top skin, forward of rear spar, between stringers Nos. 15 and 16, Starboard	1	—	C	QJ17 QJ18
		Attachments for 10-20 P 2109 or 10-20 P 2110, Adapter :—				
28D/1011019	A25/8C	Bolt, 2 BA ...	6	—	C	
27QA/462	DOWTY SP.911A/1	Ring, sealing "O" Type ...	1	—	C	QJ17 QJ18
	—	<b>ADAPTER</b> , pipe union, at flanged elbow on top wing skin forward of main spar between stringers Nos. 5 and 6, group	1	—	—	
6511	10-20 P 2133	<b>ADAPTER</b> ...	1	—	C	QJ17
6512	10-20 P 2129	<b>COLLAR</b> ...	1	—	C	QJ17
6509	10-20 P 2135	<b>HOUSING</b> , seal ...	1	—	C	QJ17
6510	10-20 P 2131	<b>RING</b> , bolster ...	1	—	C	QJ17
28F/9155152	AGS.1186/L	<b>SEAL</b> , bonded ...	1	—	C	QJ17
26DL/2610	6 P 2321	<b>SEAL</b> , pipe ...	1	—	C	QJ17
28F/9439111	AGS.1138/K	<b>WASHER</b> , sealing ...	1	—	C	QJ17
	10-20 P 2953A	<b>BRACKET</b> , mounting, refuelling pipe clamps in stub tail boom at diaphragm, Stns. 265"-1 and 290"-60, assembly	2	—	—	QJ17
	10-20 P 921ND	<b>BRACKET</b> , bare, 20 SWG ...	1	L.72	LM	
28M/9435067	AGS.2008/C/1	<b>NUT</b> , 2 BA ...	2	—	C	
		Attachments for 10-20 P 2953A, Bracket :—				
28D/9133011	A25/2C	Bolt, 2 BA ...	2	—	C	
28M/10288	AGS.2001/C/1	Nut, 2 BA ...	2	—	C	
28W/9419475	SP.15/C	Washer ...	2	—	C	

SERVICES

FUEL SYSTEM IN WING CENTRE SECTION

Ref. No.	Part No.	Description	No. off	Material Specification	Class of Store or L.M.	Place No.
27FR/2325	FLIGHT REFUELLING FRS.73/K	<b>COLLAR</b> , split, at refuelling unit	1	—	C	QJ18
17589	AERO CONTROLS AC.4030/24D	<b>COUPLING</b> , pipe, at elbow adapter at rear spar (Mod. 2)	1	—	C	QJ17
	10-20 P 2137A	<b>ELBOW</b> , flanged, at wing top skin forward of main spar between stringers Nos. 5 and 6, Port, assembly	1	—	—	QJ17
	10-20 P 2138A	<b>ELBOW</b> , flanged, at wing top skin forward of main spar between stringers Nos. 5 and 6, Starboard, assembly	1	—	—	QJ17
		Attachments for 10-20 P 2137A or 10-20 P 2138A, Elbow :—				
28D/1200119	A25/4C	Bolt, 2 BA	2	—	C	
28D/9133013	A25/5C	Bolt, 2 BA	4	—	C	
28M/10288	AGS.2001/C/1	Nut, 2 BA	6	—	C	
27QA/462	DOWTY SP.911A/1	Ring, sealing, "O" Type	1	—	C	QJ17
28F/9429636	AGS.1186/3	Seal, bonded	6	—	C	
	—	<b>LEADS</b> , bonding, group	1	—	—	
28D/1011333	A26/1B	<b>BOLT</b> , 4 BA	6	—	C	
28E/1012875	AS.3181/24B	<b>CLIP</b> , bonding	2	—	C	
5K/3355	AS.3360/B4B	<b>LEAD</b> , bonding	4	—	C	
5K/3394	AS.3360/B6B	<b>LEAD</b> , bonding	2	—	C	
28M/10297	AGS.2001/B/2	<b>NUT</b> , 4 BA	4	—	C	
28W/9419448	AGS.2035/B	<b>WASHER</b>	3	—	C	
	—	<b>PIPES</b> , code No. 33, refuelling between elbow adapter at rear spar and flanged elbow at top wing skin forward of main spar between stringers Nos. 5 and 6, Starboard, group	1	—	—	
	—	<b>PIPES</b> , code No. 40, refuelling, between elbow adapter at rear spar and flanged elbow at top wing skin forward of main spar between stringers Nos. 5 and 6, Port, group	1	—	—	
6515	10-20 P 1121A/ND	<b>PIPE</b> , between elbow adapter at rear spar and elbow adapter at top wing skin forward of rear spar, Port, assembly	1	—	C	QJ17
6516	10-20 P 1122A/ND	<b>PIPE</b> , between elbow adapter at rear spar and elbow adapter at top wing skin forward of rear spar, Starboard, assembly	1	—	C	QJ17
		Attachments for 10-20 P 1121A/ND or 10-20 P 1122A/ND, Pipe :—				
6374	DHS.400/17E	Bolt, 1/2" BSF, clamp securing	2	—	C	QJ17
6373	DHS.884/6	Clamp, half	2	—	C	QJ17
28M/10290	AGS.2001/E/1	Nut, 1/2" BSF, clamp securing	2	—	C	
27QA/462	DOWTY SP.911A/1	Ring, sealing, "O" Type	1	—	C	QJ17 QJ18

**SERVICES**

**FUEL SYSTEM IN WING CENTRE SECTION**

Ref. No.	Part No.	Description	No. off	Material Specification	Class of Store or L.M	Plate No.
	10-20 P 2117A/ND	<b>PIPE</b> , in stub tail boom, between elbow adapter at top wing skin forward of rear spar and flanged elbow at top wing skin forward of main spar, Port, assembly	1	—	—	QJ17
	10-20 P 2118A/ND	<b>PIPE</b> , in stub tail boom, between elbow adapter at top wing skin forward of rear spar and flanged elbow at top wing skin forward of main spar, Starboard, assembly	1	—	—	QJ17
		Attachments for 10-20 P 2117A/ND or 10-20 P 2118A/ND, Pipe :—				
28D/9436920	A25/1C	Bolt, 2 BA ... ..	4	—	C	
26DL/2655	6 P 179	Clamp, at diaphragms stns. 265"-1 and 290"-60	2	—	C	QJ17
	6 P 181	Clip, saddle, 20 SWG ... ..	2	L.72	LM	QJ17
26DL/7260	DHS.727/C16	Washer, support ... ..	4	—	C	QJ17
	FLIGHT REFUELLING					
27FR/2433	FRS.151/K/Series 1	<b>SEAL</b> , rubber, refuelling unit ... ..	1	—	C	QJ18
	FLIGHT REFUELLING					
27FR/2434	FRS.152/K	<b>SLEEVE</b> , outer, refuelling unit ... ..	1	—	C	QJ18
	10-20 P 1637A	<b>UNIT</b> , refuelling, Port, assembly ... ..	1	—	—	QJ18
	10-20 P 2230A	<b>UNIT</b> , refuelling, Starboard, assembly ... ..	1	—	—	QJ18
14846	10-20 P 1187	<b>CONNECTION</b> , refuelling, Port ... ..	1	—	C	QJ18
6520	10-20 P 2182	<b>CONNECTION</b> , refuelling, Starboard ... ..	1	—	C	QJ18
		Attachments for 10-20 P 1187, or 10-20 P 2182, Connection :—				
28D/1200119	A25/4C	Bolt, 2 BA, Port ... ..	1	—	C	
28D/1011238	A25/3E	Bolt, 1/4" BSF ... ..	1	—	C	
28D/1008151	A25/4E	Bolt, 1/4" BSF ... .. Port	6	—	C	
		... .. Starboard	7	—	C	
28M/10288	AGS.2001/C/1	Nut, 2 BA, Port ... ..	1	—	C	
28M/10290	AGS.2001/E/1	Nut, 1/4" BSF, ... .. Port	6	—	C	
		... .. Starboard	7	—	C	
28M/10299	AGS.2001/E/2	Nut, 1/4" BSF, Starboard ... ..	1	—	C	
27QA/468	DOWTY SP.911A/7	Ring, sealing, "O" type, Starboard ... ..	1	—	C	QJ18
27QA/478	DOWTY SP.911A/18	Ring, sealing, "O" type, Port ... ..	1	—	C	QJ18
28W/9419402	SP.13/C	Washer, Port ... ..	1	—	C	
28W/9418921	SP.13/E	Washer ... .. Port	6	—	C	
		... .. Starboard	7	—	C	
	AVERY HARDOLL					
27F/2370	FC.113 Mk. 2	<b>COUPLING</b> , refuelling, complete, Starboard	1	—	C	QJ18
	AVERY HARDOLL					
27F/2597	FC.129 Mk. 2	<b>COUPLING</b> , refuelling, complete, Port ... ..	1	—	C	QJ18
		Attachments for 10-20 P 1637A or 10-20 P 2230A, Unit :—				
28D/1008151	A25/4E	Bolt, 1/4" BSF ... ..	4	—	C	
28M/10290	AGS.2001/E/1	Nut, 1/4" BSF ... ..	4	—	C	
26FN/3275	DHS.69/DD	Shim ... ..	8	—	C	QJ18
28W/9418921	SP.13/E	Washer ... ..	4	—	C	

SERVICES

FUEL SYSTEM IN WING CENTRE SECTION

Ref. No.	Part No.	Description						No. off	Material Specification	Class of Score or L.M	Plate No.
		1	2	3	4	5	6				

**FUEL SYSTEM IN WING CENTRE SECTION**

Ref. No.	Part No.	Description	No. off	Material Specification	Class of Store or L.M.	Place No.
	—	<b>PIPES, OVERWING FUEL FILLER CONNECTION</b> and top cowling drain, Port, group) (Drg. No. 10-20 P 665)	1	—	—	QJ10
	—	<b>PIPES, OVERWING FUEL FILLER CONNECTION</b> and top cowling drain, Starboard, group (Drg. No. 10-20 P 665)	1	—	—	QJ10
	DHS.160/A/36	<b>COUPLING</b> , hose, between drain pipes secured to bottom skin and semi-bulkhead, 3/8" i/d (Make from Ref. No. 32C/399)	1	DTD.625A Type 1	LM	QJ10
28E/10154	AGS.605 Mk. 00	Attachments for DHS.160/A/36, Coupling :— Clip, hose	2	—	C	
	DHS.160/B/25	<b>COUPLING</b> , hose, between forward drain outlet on overwing fuel filler connection and corner gutter pipe on top centre fairing, 1/2" i/d (Make from Ref. No. 32C/408)	1	DTD.625A Type 1	LM	QJ10
28E/0492	AGS.605 Mk. 0	Attachments for DHS.160/B/25, Coupling :— Clip, hose	2	—	C	
	10-20 P 667ND	<b>HOSE</b> , drain, forward inboard, between gutter on forward capping plate, rib No. "O," top skin, and tee-piece on forward face of front spar, 1/2" i/d x 18" long (Make from Ref. No. 32C/408)	1	DTD.625A Type 1	LM	QJ10
	10-20 P 795ND	<b>HOSE</b> , drain, forward main between tee-piece on on forward face of front spar and drain outlet on shear panel longeron forward of Stn. 197"45, 1/2" i/d x 59"0 long (Make from Ref. No. 32C/408)	1	DTD.625A Type 1	LM	QJ10
	10-20 P 669ND	<b>HOSE</b> , drain, forward outboard, between drain hopper on fuselage rear bulkhead and tee-piece on forward face of front spar, 3/8" i/d x 8"5 long (Make from Ref. No. 32C/408)	1	DTD.625A Type 1	LM	QJ10
28E/0492	AGS.605 Mk. 0	Attachments for 10-20 P 667ND, 10-20 P 669ND, or 10-20 P 795ND Hose :— Clip, hose	2	—	C	
	5K/3394	<b>LEAD</b> , bonding	2	—	C	QJ10
28D/12306	A26/1B	Attachments for AS.3360/B6B, Lead :— Bolt, 4 BA	2	—	C	
28M/10297	AGS.2001/B/1	Nut, 4 BA	2	—	C	
	—	<b>PIPES</b> , drain, overwing fuel filler connection, Port, group	1	—	—	
7981	10-20 P 1607A/ND	<b>PIPE</b> , between fuel filler connection rear drain outlet and hose coupling joint at aft of main spar	1	—	C	QJ10
	10-20 P 675ND	<b>PIPE</b> , between hose coupling joint at aft face of main spar and drain outlet on underwing shear panel at Stn. 234"5	1	L.56	PC	QJ10

**SERVICES**

**FUEL SYSTEM IN WING CENTRE SECTION**

Ref. No.	Part No.	Description	No. off	Material Specification	Class of Store or L.M.	Place No.
		Attachments for 10-20 P 1607A/ND or 10-20 P 675ND, Pipe :-				
28D/9436920	A25/1C	Bolt, 2 BA ... ..	2	—	C	
28E/11191	AS.3181/8C	Clip, "P" ... ..	3	—	C	
28E/8482	AGS.605 Mk. 0	Clip, hose ... ..	6	—	C	
962/9465	DHS.160/B/25	Coupling, hose, 1/2" i/d (Make from Ref. No. 32C/408)	3	DTD.625A Type 1	LM	QJ10
28M/10328	AGS.2002/C/1	Nut, 2 BA ... ..	2	—	C	
28W/9419475	SP.15/C	Washer ... ..	2	—	C	
	10-20 P 677ND	<b>PIPE</b> , drain, overwing fuel filler connection, between rear drain outlet on filler connection and drain outlet on underwing shear panel at Stn. 234"-5, Starboard (Pre Mod. 728)	1	L.56	PC	QJ10
16556	10-20 P 4015A/ND	<b>PIPE</b> , drain, overwing fuel filler connection, between rear drain outlet on filler connection and drain outlet on underwing shear panel at Stn. 234"-5, Starboard, (Mod. 728)	1	—	C	QJ10
		Attachments for 10-20 P 667ND or 10-20 P 4015A/ND, Pipe :-				
28D/9436920	A25/1C	Bolt, 2 BA ... ..	2	—	C	
28E/11191	AS.3181/8C	Clip, "P" ... ..	2	—	C	
28E/8482	AGS.605 Mk. 0	Clip, hose ... ..	4	—	C	
962/9465	DHS.160/B/25	Coupling, hose, 1/2" i/d (Make from Ref. No. 32C/408)	2	DTD.625A Type 1	LM	QJ10
28M/10328	AGS.2002/C/1	Nut, 2 BA ... ..	2	—	C	
28W/9419475	SP.15/C	Washer ... ..	2	—	C	
7982	10-20 P 685A	<b>TEE-PIECE</b> , on forward face of front spar at inter-connection fo forward drain hoses	1	—	C	QJ10

SERVICES

FUEL SYSTEM IN WING CENTRE SECTION

Ref. No.	Part No.	Description	No. off	Material Specification	Class of Store or L.M	Place No.	
							1
	—	<b>VENTING SYSTEM</b> , tank Nos. 1, 1A, 2 and tail boom, Port. Group (Drg. Nos. 10-20 P 1067, 10-20 P 2471, 10-20 P 2609 (Pre Mod. 740) (10-20 P 4359 (Mod. 740) 10-20 P 3603, 10-20 P 2197 and 10-20 PT 27)	1	—	—		
	—	<b>VENTING SYSTEM</b> , tanks Nos. 1, 1A and 2, Starboard, group (Drg. Nos. 10-20 P 1067, 10-20 P 3603, 10-20 P 2197 and 10-20 PT 27)	1	—	—		
	10-20 P 1003A	<b>BRACKET</b> , inter-tank vent pipe clip attachment, secured to top skin stringer No. 11 in undercarriage bay	1	—	—	QJ22	
	10-20 P 855A	<b>BRACKET</b> , mounting, main vent pipe support clip, secured to clamp blocks at tail boom frame No. 1, Port only, assembly	1	—	—	QJ21 QJ21A	
28M/12421	10-20 P 857ND AGS.2018/C/1 10-20 P 911A	<b>BRACKET</b> , bare, 18 SWG ... .. <b>NUT</b> , 2 BA, anchor ... ..	1 2	L.72 —	LM C	QJ21	
	10-20 P 913ND AGS.2018/C/1 10-20 P 4185	<b>BRACKET</b> , mounting, main vent pipe clamp and support clip, secured to clamp blocks at tail boom frame No. 3, Port only, assembly	1	—	—	QJ21 QJ21A	
28M/12421	10-20 P 913ND AGS.2018/C/1 10-20 P 4185	<b>BRACKET</b> , bare, 18 SWG ... .. <b>NUT</b> , 2 BA, anchor ... ..	1 2	L.72 —	LM C	QJ21	
	28D/9436769 28M/9436836 28W/9419475	<b>BRACKET</b> , support, inter-tank vent pipe in tank No. 2, secured to inboard face of rib No. 3, 1/4" thick (Mod. 893) Attachments for 10-20 P 4185, Bracket :— Bolt, 2 BA ... .. Nut, 2 BA ... .. Washer ... ..	2 2 2	— — —	C C C		
	15195	10-20 P 3871	<b>CAP</b> , sealing, inter-tank vent outlets, forward and rear, tanks Nos. 1 and 1A Attachments for 10-20 P 3871, Cap :— Bolt, 2 BA ... .. Washer, tab ... ..	4 1 1	— — —	C C C	QJ6
28D/9435710 28W/1200106	A25/11C SP.42/C						
	15194	10-20 P 3869	<b>CAP</b> , sealing, main vent coupling, tank No. 1 Attachments for 10-20 P 3869, Cap :— Bolt, 1/2" BSF ... .. Washer, tab ... ..	1 1 1	— — —	C C C	QJ6
28D/1011244 28W/9419136	A25/9E SP.42/E						
	27FR/3643 6209	<b>FLIGHT REFUELLING</b> FRS.299/L 10-20 P 2673	<b>CIRCLIP</b> , locking, inboard of rib No. 4 ... .. <b>CLAMP</b> , half, top, main vent pipe in tail-boom, on front face of diaphragm stn. 350"-0, Port only	1 1	— —	C C	QJ22 QJ21 QJ21A
	6210	10-20 P 2675	<b>CLAMP</b> , half, bottom, main vent pipe in tail boom on front face diaphragm stn. 350"-0 Port only	1	—	C	QJ21 QJ21A
	6211	10-20 P 895	<b>CLAMP</b> , half, top, main vent pipe in tail boom, on front face of diaphragm stn. 366"-80, Port only	1	—	C	QJ21 QJ21A
	6212	10-20 P 897	<b>CLAMP</b> , half, bottom main vent pipe in tail boom, on front face of diaphragm stn. Port only	1	—	C	QJ21 QJ21A

SERVICES

FUEL SYSTEM IN WING CENTRE SECTION

Ref. No.	Part No.	Description	No. off	Material Specification	Class of Store or L.M	Place No.
7980	10-20 P 1397	<b>CLAMP</b> , half, top, main vent pipe in tail boom, on aft face of diaphragm stn. 379"-55, Port only	1	—	C	QJ21 QJ21A
6214	10-20 P 901	<b>CLAMP</b> , half, bottom, main vent pipe in tail boom, on aft face of diaphragm stn. 379"-55, Port only	1	—	C	QJ21 QJ21A
		Attachments for 10-20 P 2673, 10-20 P 2675, 10-20 P 895, 10-20 P 897, 10-20 P 1397, or 10-20 P 901, Clamp :—				
28D/9133012	A25/3C	Bolt, 2 BA	2	—	C	
28D/1200119	A25/4C	Bolt, 2 BA, Stn. 366"-80 only	2	—	C	
28W/9419402	SP.13/C	Washer	2	—	C	
6179	10-20 P 2479	<b>CLAMP</b> , split, main vent valve pipe, secured to rear wheel well wall, Port only	2	—	C	QJ19
		Attachments for 10-20 P 2479, Clamp :—				
28D/9133012	A25/3C	Bolt, 2 BA	2	—	C	
28M/10288	AGS.2001/C/1	Nut, 2 BA	2	—	C	
28W/9419475	SP.15/C	Washer	2	—	C	
6203	10-20 P 3211	<b>CLAMP</b> , split, small, main vent valve pipe, secured to main spar, Port only	1	—	C	QJ19
6204	10-20 P 3213	<b>CLAMP</b> , split, large, main vent valve pipe, secured to main spar, Port only	1	—	C	QJ19
		Attachments for 10-20 P 3211 and 10-20 P 3213, Clamps (per pair) :—				
28D/1212965	A61/2B	Bolt, 4 BA	1	—	C	
28D/1212943	A61/5C	Bolt, 2 BA	2	—	C	
28M/10280	AGS.2001/B/3	Nut, 4 BA	1	—	C	
28M/10281	AGS.2001/C/3	Nut, 2 BA	2	—	C	
28W/9419401	SP.10/B	Washer	2	—	C	
28W/9419475	SP.15/C	Washer	4	—	C	
28W/9419404	SP.16/C	Washer	2	—	C	
27FR/2479	FLIGHT REFUELLING FRS.73/J	<b>COLLAR</b> , split, at branch pipe along rib No. 1	1	—	C	QJ19
27FR/2523	FLIGHT REFUELLING FRS.73/L	<b>COLLAR</b> , split, inboard of rib No. 4	1	—	C	QJ22
15190	10-20 P 3873	<b>CONNECTOR</b> , flanged, main vent pipe, secured to forward face of main spar web in tank No. 1A, Port only	1	—	C	QJ6
		Attachments for 10-20 P 3873, Connector :—				
28D/1200119	A25/4C	Bolt, 2 BA	6	—	C	
28M/10288	AGS.2001/C/1	Nut, 2 BA	6	—	C	
26DL/5456	DHS.402/C	Seal, bonded	6	—	C	QJ6
	10-20 P 2681ND	<b>CONNECTOR</b> , hose, at main vent pipe connections, 2"-25 o/d x 2"-0 i/d x 3"-50 long, in tail boom, Port only	4	DHA.65	LM	QJ21 QJ21A
		Attachments for 10-20 P 2681ND, Connector :—				
26DV/2906	CHENEY CWC9/3	Clip, hose, adjustable	2	—	C	QJ21 QJ21A
27FR/2328	FLIGHT REFUELLING FRS.110/J/Series 1	<b>CONNECTOR</b> , pipe, at branch pipe, along rib No. 1 (For spares see AP.4515U, Vol. 3, Pt. 1)	1	—	C	QJ19

**SERVICES**

**FUEL SYSTEM IN WING CENTRE SECTION**

Ref. No.	Part No.	Description	No. off	Material Specification	Class of Store or L.M.	Plate No.
27FR/2330	FLIGHT REFUELLING FRS.110/L/Series 1	<b>CONNECTOR</b> , pipe, between stringers Nos. 9 and 10, joint forward of wheel well wall, tank No. 2 (For spares see AP.4515U, Vol. 3, Pt. 1)	2	—	C	QJ22
27FR/2331	FLIGHT REFUELLING FRS.110/M/Series 1	<b>CONNECTOR</b> , pipe, between vent valve and rear spar, at branch pipe along rib No. 1, at vent valve outboard of rib No. 1, aft of main spar and joint on rib No. 1 (For spares see AP.4515U, Vol. 3, Pt. 1)	4	—	C	QJ19 QJ21A
27FR/2335	FLIGHT REFUELLING FRS.175/J/Series 1	<b>CONNECTOR</b> , pipe, between main spar and joint outboard of rib No. 3 (For spares see AP.4515U, Vol. 3, Pt. 1)	1	—	C	QJ22
27FR/3001	FLIGHT REFUELLING FRS.175/K/Series 1	<b>CONNECTOR</b> , pipe, inboard of rib No. 3, aft of front spar, between ribs Nos. 3 and 3A and ribs Nos. 3A and 4 (For spares see AP.4515U, Vol. 3, Pt. 1)	3	—	C	QJ22
27FR/3001	FLIGHT REFUELLING FRS.175/L/Series 1	<b>CONNECTOR</b> , pipe, tank No. 1, inboard of rib "OA," tank No. 1A, between main spar and rib No. 1, lining skin, tanks Nos. 1 and 1A, and elbow between main spar and rib No. 3 (For spares see AP.4515U, Vol. 3, Pt. 1)	5	—	C	QJ6 QJ12 QJ22
27FR/2529	FLIGHT REFUELLING FRS.175/M/Series 1	<b>CONNECTOR</b> , pipe, tank No. 1A, between joint outboard of rib No. 1 and flanged connector on main spar, at second and third joint in boom (For spares see AP.4515U, Vol. 3, Pt. 1)	4	—	C	QJ6 QJ21A
28F/8011809	AGS.1104/B	<b>COUPLING</b> , cone adapter, secured to water drain in tank No. 2, for drain pipe connection	1	—	C	
28F/8014021	AGS.1138/B	Attachments for AGS.1104/B, Coupling :— Washer, jointing ... ..	1	—	C	
6122	10-20 P 2143A	<b>COUPLING</b> , main vent, tank No. 1, secured to top skin at front spar, assembly	1	—	C	QJ12
28D/1011240	A25/5E	Attachments for 10-20 P 2143A, Coupling :— Bolt, 1/4" BSF ... ..	2	—	C	
28W/9419405	SP.15/E	Washer ... ..	2	—	C	

SERVICES

FUEL SYSTEM IN WING CENTRE SECTION

Ref. No.	Part No.	Description						No. off	Material Specification	Class of Store or L.M.	Plate No.
		1	2	3	4	5	6				
17709	AERO CONTROLS AC.4030/28D	<b>COUPLING</b> , pipe, between ribs Nos. 2 and 3						2	—	C	QJ22
17705	AERO CONTROLS AC.4030/32D	<b>COUPLING</b> , pipe, between main spar connector and rib No. 1						1	—	C	QJ19
6250	10-20 P 2629A	<b>ELBOW</b> , connector, inter tank vent pipe, secured to rib No. 2, in tank No. 2, Port, assembly (Pre Mod. 1020)						1	—	C	QJ22
19385	10-20 P 4363A	<b>ELBOW</b> , connector, inter tank vent pipe, secured to rib No. 2, in tank No. 2, Port, assembly (Mod. 1020)						1	—	C	QJ22
6251	10-20 P 2630A	<b>ELBOW</b> , connector, inter tank vent pipe, secured to rib No. 2, in tank No. 2, Starboard, assembly (Pre Mod. 1020)						1	—	C	QJ22
19386	10-20 P 4364A	<b>ELBOW</b> , connector, inter tank vent pipe, secured to rib No. 2, in tank No. 2, Starboard, assembly (Mod. 1020)						1	—	C	QJ22
		Attachments for 10-20 P 2629A, 10-20 P 4363A, 10-20 P 2630A or 10-20 P 4364A, Elbow :—									
28D/9436769	A26/4C	Bolt, 2 BA						6	—	C	
27QA/474	DOWTY SP.911A/13	Ring, sealing, "O" Type						1	—	C	
26DL/5456	DHS.402/C	Seal, bonded						6	—	C	
13498	10-20 P 3739	<b>ELBOW</b> , joint, moulded rubber, tank No. 1, between main vent coupling secured to top skin and three-way main vent pipe secured to rib "O"						1	—	C	QJ12
		Attachments for 10-20 P 3739, Elbow :—									
26DV/2905	CHENEY CWC.9/2	Clip						2	—	C	QJ12
	MARSTON EXCELSIOR										
6394	MS.382/17A	Sleeve, clamp						2	—	C	QJ12
15976	10-20 P 4187	<b>FAIRLEAD</b> , half, secured to outboard face of rib No. 3 in tank No. 2, for inter-tank vent pipe (Mod. 893)						2	—	C	QJ22
		Attachments for 10-20 P 4187, Fairlead :—									
28D/9436769	A26/4C	Bolt, 2 BA						2	—	C	
28M/9436836	AGS.2001/C/2	Nut, 2 BA						2	—	C	
28W/9419404	SP.16/C	Washer						2	—	C	
	—	<b>LEADS</b> , bonding, group						1	—	—	
28D/1007971	A25/1/2 B	<b>BOLT</b> , 4 BA						15	—	C	
28D/9464748	A26/1/2 B	<b>BOLT</b> , 4 BA						19	—	C	
28D/1010658	A25/1B	<b>BOLT</b> , 4 BA						14	—	C	
28D/1011333	A26/1B	<b>BOLT</b> , 4 BA						26	—	C	
	DHS.31/30	<b>CLIP</b> , bonding, 3/8" o/d pipe, 24 SWG						8	BSS.265	LM	
	DHS.31/43	<b>CLIP</b> , bonding, 1 1/4" o/d pipe, 24 SWG						6	BSS.265	LM	
	DHS.31/50	<b>CLIP</b> , bonding, 2" o/d pipe, 20 SWG						6	BSS.265	LM	
28E/15679	AS.3181/32B	<b>CLIP</b> ...						3	—	C	
5K/3390	AS.3360/B3B	<b>LEAD</b> , bonding						26	—	C	
5K/3371	AS.3360/B4C	<b>LEAD</b> , bonding						3	—	C	
5K/3391	AS.3360/B4E	<b>LEAD</b> , bonding						1	—	C	
5K/3373	AS.3360/B5B	<b>LEAD</b> , bonding						7	—	C	
5K/3394	AS.3360/B6B	<b>LEAD</b> , bonding						8	—	C	
5K/3408	AS.3360/B6C	<b>LEAD</b> , bonding						5	—	C	
5K/3414	AS.3360/B9B	<b>LEAD</b> , bonding						5	—	C	

**SERVICES**

**FUEL SYSTEM IN WING CENTRE SECTION**

Ref. No.	Part No.	Description	No. off	Material Specification	Class of Store or L.M	Plate No.
28M/10287	AGS.2001/B/1	NUT, 4 BA	13	—	C	
28M/10297	AGS.2001/B/2	NUT, 4 BA	28	—	C	
28M/10280	AGS.2001/B/3	NUT, 4 BA	5	—	C	
28M/10327	AGS.2002/B/1	NUT, 4 BA	26	—	C	
28S/9435646	A35/B6	SCREW, 4 BA	5	—	C	
28W/9419465	SP.13/B	WASHER	36	—	C	
28W/9419448	AGS.2035/B	WASHER, lock	5	—	C	
7978	10-20 P 1419A	OUTLET, inter-tank vent, forward, secured to lining skin, tank No. 1, Port, assembly	1	—	P	QJ12
7979	10-20 P 1420A	OUTLET, inter-tank vent, forward, secured to lining skin, tank No. 1, Starboard, assembly	1	—	P	QJ12
7977	10-20 P 1427A	OUTLET, inter-tank vent, rear, secured to lining skin, tank No. 1, assembly	1	—	P	QJ12
7974	10-20 P 1425A	OUTLET, inter-tank vent, forward, secured to lining skin, tank No. 1A, assembly	1	—	P	QJ6
7973	10-20 P 1429A	OUTLET, inter-tank vent, rear, secured to lining skin, tank No. 1A, assembly	1	—	P	QJ6
		Attachments for 10-20 P 1419A, 10-20 P 1420A, 10-20 P 1427A, 10-20 P 1425A, or 10-20 P 1429A, Outlet :—				
28D/12965	AS.2923/1C	Bolt, 2 BA	1	—	C	
6120	10-20 P 2463A	PIPE, branch, three-way, main vent, secured to rib No. "O" at inter-connection of main vent couplings secured to top skin, tank No. 1, assembly	1	—	C	QJ12
		Attachments for 10-20 P 2463A, Pipe :—				
28D/7002428	A25/6C	Bolt, 2 BA	4	—	C	
28M/10288	AGS.2001/C/1	Nut, 2 BA	2	—	C	
28W/9419475	SP.15/C	Washer	4	—	C	
	10-20 P 3439ND	PIPE, drain, inter-tank vent pipe in tank No. 2, Port	1	L.56	PC	QJ22
	10-20 P 3440ND	PIPE, drain, inter-tank vent pipe in tank No. 2, Starboard	1	L.56	PC	QJ22
6107	10-20 P 2535	PIPE, inter-tank vent, between joint in tank No. 1, inboard of rib No. "OA" and joint in tank No. 1A, outboard of rib No. 1, Port (Pre Mod. 1020)	1	—	C	QJ12
19390	10-20 P 4369A	PIPE, inter-tank vent, between joint in tank No. 1, inboard of rib No. "OA" and joint in tank No. 1A, outboard of rib No. 1, Port, assembly (Mod. 1020)	1	—	C	QJ12
6108	10-20 P 2536	PIPE, inter-tank vent, between joint in tank No. 1, inboard of rib No. "OA" and joint in tank No. 1A, outboard of rib No. 1, Starboard (Pre Mod. 1020)	1	—	C	QJ12
19391	10-20 P 4370A	PIPE, inter-tank vent, between joint in tank No. 1, inboard of rib No. "OA" and joint in tank No. 1A, outboard of rib No. 1, Starboard, assembly (Mod. 1020)	1	—	C	QJ12
6151	10-20 P 2809ND	PIPE, inter-tank vent, in tank No. 1A, between joints outboard of rib No. 1 and inboard of rib No. 2, Port	1	—	C	QJ6
6152	10-20 P 2810ND	PIPE, inter-tank vent, in tank No. 1A, between joints outboard of rib No. 1 and inboard of rib No. 2, Starboard	1	—	C	QJ6

SERVICES

FUEL SYSTEM IN WING CENTRE SECTION

Ref. No.	Part No.	Description	1 2 3 4 5 6						No. off	Material Specification	Class of Store or L,M	Place No.
	—	<b>PIPES</b> , code No. 12, main vent, between three-way branch pipe at front spar and top skin joint at main spar outboard of ribs No. "OA," Port only, group						1	—	—		
7971	10-20 P 1629A/ND	<b>PIPE</b> , between three-way branch pipe and hose coupling joint at main spar, assembly						1	—	C	QJ12	
28D/9436920	A25/1C	Attachments for 10-20 P 1629A/ND, Pipe :—						1	—	C		
	10-20 P 1627	Bolt, 2 BA ... ..						1	L.72	LM	QJ12	
28E/9129562	AGS.605 Mk. 3	Bracket, at main spar, 16 SWG ... ..						1	—	C		
	DHS.160/N/25	Clip, hose ... ..						4	—	C		
		Coupling, hose, 2" 0 i/d x 2" 5 long ... ..						2	DTD.625A	LM	QJ12	
		(Make from A.M. Ref. No. 32C/378)							Type 1			
28M/10288	AGS.2001/C/1	Nut, 2 BA ... ..						2	—	C		
28W/9419475	SP.15/C	Washer ... ..						2	—	C		
6115	10-20 P 2515A	<b>PIPE</b> , complete with elbow, between hose coupling joint at main spar and elbow joint at top skin						1	—	P	QJ12	
		Attachments for 10-20 P 2515A, Pipe :—										
28D/9436920	A25/1C	Bolt, 2 BA, tag attachment ... ..						1	—	C		
28D/16959	A25/46E	Bolt, 1/2" BSF, elbow clamping ... ..						1	—	C		
		(Lock to DHS.514/D)										
	DHS.31/55	Clip, locking tag attachment, 18 SWG ... ..						1	L.72	LM	QJ12	
28M/9403520	A27/CP	Nut, 2 BA, locking tag attachment ... ..						1	—	C		
27QA/467	DOWTY SP.911A/6	Ring, sealing, "O" Type ... ..						1	—	C	QJ12	
26DL/5611	DHS.402/E	Seal, bonded, under head of clamp bolt ... ..						1	—	C	QJ12	
26FN/3285	DHS.180 Mk. 3/X	Tag, locking... ..						1	—	C	QJ12	
28W/9419402	SP.13/C	Washer, locking tag attachment ... ..						1	—	C		
	—	<b>PIPES</b> , code No. 13 and branch pipe code No. 13-14-16, main vent, from main spar to main vent valve and pressure relief valve at rear spar, Port only, group						1	—	—		
4230	10-20 P 757A	<b>PIPE</b> , between main spar connector and first joint at rib No. 1						1	—	C	QJ19	
		Attachments for 10-20 P 757A, Pipe :—										
	A28/1/2C	Bolt, 2 BA ... ..						2	—	—		
3180	10-20 P 2121	Clamp, split... ..						1	—	C	QJ21	
	10-20 P 2123	Clip, saddle, 20 SWG ... ..						1	L.72	LM	QJ21	
6180	10-20 P 775ND	<b>PIPE</b> , along rib No. 1, between first and second joints						1	—	C	QJ19	
		Attachments for 10-20 P 775ND, Pipe :—										
28D/9138768	A25/1/2C	Bolt, 2 BA ... ..						2	—	C		
3180	10-20 P 2121	Clamp, split... ..						1	—	C	QJ19	
	10-20 P 2123	Clip, saddle, 20 SWG ... ..						1	L.72	LM	QJ19	
28M/10288	AGS.2001/C/1	Nut, 2 BA ... ..						2	—	C		
6178	10-20 P 2531A/ND	<b>PIPE</b> , branch, along rib No. 1, between second joint and main vent valve and pressure relief valve at main spar						1	—	P	QJ21	
		Attachments for 10-20 P 2531A/ND, Pipe :—										
28D/9436920	A25/1C	Bolt, 2 BA ... ..						2	—	C		
3180	10-20 P 2121	Clamp, split... ..						1	—	C	QJ19	
	10-20 P 2123	Clip, saddle, 20 SWG ... ..						1	L.72	LM	QJ19	
28M/10288	AGS.2001/C/1	Nut, 2 BA ... ..						2	—	C		
28W/9419475	SP.15/C	Washer ... ..						2	—	C		

SERVICES

FUEL SYSTEM IN WING CENTRE SECTION

Ref. No.	Part No.	Description	No. off	Material Specification	Class of Store or L.M.	Plate No.
7965	10-20 P 1123A/ND	<b>PIPE</b> , code No. 15, vent, between pressure relief valve and main vent valve at rear spar, Port only	1	—	C	QJ19
6605	DHS.40015/E	Attachments for 10-20 P 1123A/ND, Pipe :—				
6367	DHS.884/5	Bolt, 1/2" BSF, clamp securing	2	—	C	QJ19
28M/10290	AGS.2001/E/	Clamp, half	2	—	C	QJ19
27QA/434	DOWTY SP.910A/26	Nut, 1/2" BSF, clamp securing	2	—	C	QJ19
		Ring, sealing, "O" type	1	—	C	QJ19
	—	<b>PIPES</b> , code No. 17, inter-tank vent, in under-carriage bay, between connection at main spar and rotary joint adapter at rib No. 4, Port, group	1	—	—	
	—	<b>PIPES</b> , code No. 17, inter-tank vent, in under-carriage bay, between connection at main spar and rotary joint adapter at rib No. 4, Starboard, group	1	—	—	
6215	10-20 P 2209A/ND	<b>PIPE</b> , between joint at main spar and joint aft of stringer No. 9, Port	1	—	C	QJ22
6216	10-20 P 2210A/ND	<b>PIPE</b> , between joint at main spar and joint aft of stringer No. 9, Starboard	1	—	C	QJ22
		Attachments for 10-20 P 2209A/ND or 10-20 P 2210A/ND, Pipe :—				
28D/1011471	A26/BC	Bolt, 2 BA	6	—	C	
28M/10281	AGS.2001/C/3	Nut, 2 BA	6	—	C	
26DL/5456	DHS.402/C	Seal, bonded	6	—	C	QJ22
6217	10-20 P 3017A	Washer, bonded	1	—	C	QJ22
6218	10-20 P 1079	<b>PIPE</b> , between joint aft of stringer No. 9 and joint forward of wheel well wall, Port	1	—	C	QJ22
6219	10-20 P 1080	<b>PIPE</b> , between joint aft of stringer No. 9 and joint forward of wheel well wall, Starboard	1	—	C	QJ22
		Attachments for 10-20 P 1079 or 10-20 P 1080, Pipe :—				
28D/9436770	A26/2C	Bolt, 2 BA	1	—	C	
28E/15149	AS.3181/32C	Clip, "P," at stringer No. 11, bracket	1	—	C	
28M/10281	AGS.2001/C/3	Nut, 2 BA	1	—	C	
	10-20 P 2253ND	Packing, rubber (Make from standard section J.565, Ref. No. 26FY/6371)	1	—	LM	QJ22
26DL/7260	DHS.727/C16	Washer, support	1	—	C	QJ22
28W/9419475	SP.15/C	Washer	1	—	C	
6220	10-20 P 2213ND	<b>PIPE</b> , between joint forward of wheel well wall and rotary joint at rib No. 4, Port	1	—	C	QJ22
6221	10-20 P 2214ND	<b>PIPE</b> , between joint forward of wheel well wall and rotary joint at rib No. 4, Starboard	1	—	C	QJ22
	10-20 P 2634ND	<b>PIPE</b> , code No. 19, inter-tank vent, forward, between outlets secured to lining skin at tanks Nos. 1 and 1A, Starboard	1	—	PC	QJ12

**SERVICES**

**FUEL SYSTEM IN WING CENTRE SECTION**

Ref. No.	Part No.	Description	No. off	Material Specification	Class of Store or L.M.	Place No.
	10-20 P 2633ND	PIPE, code No. 20, inter-tank vent, forward, between outlets secured to lining skin at tanks Nos. 1 and 1A, Port	1	—	PC	QJ12
	10-20 P 2636ND	PIPE, code No. 21, inter-tank vent, aft, between outlets secured to lining skin at tanks Nos. 1 and 1A, Starboard	1	—	PC	QJ12
28E/9429463	AGS.605 Mk. 0 DHS.160/C/25	Attachments for 10-20 P 2633ND, 10-20 P 2634ND, or 10-20 P 2636ND, Pipe :— Clip, hose ... .. 4 Coupling, hose, $\frac{3}{16}$ " i/d x 2"-5 long ... .. 2 (Make from A.M. Ref. No. 32C/409)	4 2	— DTD.625A Type 1	C LM	QJ02
	—	PIPES, code No. 69, main vent in tail boom, between main vent valve at rear spar and outlet in tail boom forward of frame No. 6, Port only, group	1	—	—	
7966	10-20 P 1119A	PIPE, between main vent valve and connections at rear spar Attachments for 10-20 P1119A, Pipe :—	1	—	C	QJ19
7967	DHS.400/19E	Bolt, $\frac{1}{4}$ " BSF, clamp securing ... .. 2	2	—	C	QJ19
6369	DHS.884/8	Clamp, half ... .. 2	2	—	C	QJ19
28M/10290	AGS.2001/E/1	Nut, $\frac{1}{4}$ " BSF, clamp securing ... .. 2	2	—	C	QJ19
27QA/466	DOWTY SP.911A/5	Ring, sealing, "O" type ... .. 1	1	—	C	QJ19
6205	10-20 P 893ND	PIPE, between connection at rear spar and first joint in tail boom	1	—	C	QJ21 QJ21A
9785	10-20 P 1741ND	PIPE, between first and second joints in tail boom (Pre Mod. 740)	1	—	C	QJ21
17089	10-20 P 4067ND	PIPE, between first and second joints in tail boom (Mod. 740)	1	—	C	QJ21A
9784	10-20 P 1739A	PIPE, between second and third joints in tail boom (Pre Mod. 740) Attachments for 10-20 P 1739A, Pipe :—	1	—	C	QJ21
28D/9436920	A25/1C	Bolt, 2 BA ... .. 1	1	—	C	
28E/15149	AS.3181/32C	Clip, "P," at frame No. 1 ... .. 1	1	—	C	

**SERVICES**

**FUEL SYSTEM IN WING CENTRE SECTION**

Ref. No.	Part No.	Description	No. off	Material Specification	Class of Store or L.M	Place No.
17091	10-20 P 4059A	<b>PIPE</b> , between second and third joints in tail boom (Mod. 740)	1	—	C	QJ21A
17090	10-20 P 4063A	<b>PIPE</b> , between third and fourth joints in tail boom (Mod. 740)	1	—	C	QJ21A
6208	10-20 P 781ND	<b>PIPE</b> , between third joint and outlet duct pipe Attachments for 10-20 P 781ND, Pipe :—	1	—	C	QJ21
28D/9436920	A25/1C	Bolt, 2 BA (Pre Mod. 740) ... ..	2	—	C	
28D/9133012	A25/3C	Bolt, 2 BA (Mod. 740) ... ..	1	—	C	
3180	10-20 P 2121	Clamp, at frame No. 3 (Pre Mod. 740) ...	1	—	C	QJ21
	10-20 P 4157	Clip, "P" at frame No. 3, 18 SWG (Mod. 740)	1	L.72	LM	QJ21A
	10-20 P 2123	Clip, saddle, 20 SWG (Pre Mod. 740) ...	1	L.72	LM	QJ21
	10-20 P 4169ND	Packing, 3"-30 x 0"-50 x 18 SWG (Mod. 740)	1	L.72	LM	QJ21A
	10-20 P 4173	Washer, support (Make from standard section J.2044) (Mod. 740)	1	DTD.746	LM	QJ21A
8007	10-20 P 1071A	<b>PIPE (DUCT)</b> , outlet, between joint forward of frame No. 5 and outlet at tail boom skin forward of frame No. 6 Attachments for 10-20 P 1071A, Pipe :—	1	—	C	QJ21 QJ21A
28D/9436920	A25/1C	Bolt, 2 BA ... ..	2	—	C	
3180	10-20 P 2121	Clamp, at frame No. 5 ... ..	1	—	C	QJ21 QJ21A
	10-20 P 2123	Clip, saddle, 20 SWG ... ..	1	L.72	LM	QJ21 QJ21A
28M/10288	AGS.2001/C/1	Nut, 2 BA ... ..	2	—	C	
	10-20 P 2635ND	<b>PIPE</b> , code No. 78, inter-tank vent, aft, between outlets secured to lining skin at tanks Nos. 1 and 1A, Port Attachments for 10-20 P 2635ND, Pipe :—	1	—	PC	QJ12
28E/9429463	AGS.605 Mk. 0 DHS.160/C/25	Clip, hose ... .. Coupling, hose, 3/8" i/d x 2"-5 long (Make from A.M. Ref. No. 32C/409)	4 2	— DTD.625A Type 1	C LM	 QJ12
	—	<b>RING</b> , clamp, sealing, inter-tank vent pipe, secured to rib No. "OA," group	1	—	—	
26DV/2905	CHENEY CWC.9/2	<b>CLIP</b> , hose, adjustable ... ..	1	—	C	QJ6
6127	10-20 PT 55	<b>RING</b> , clamp ... ..	1	—	C	QJ11
		Attachments for 10-20 PT 55, Ring :—				
28D/9709461	AS.1242/3C	Bolt, 2 BA ... ..	5	—	C	
	MARSTON EXCELSIOR					
6394	MS.382/17A	<b>SLEEVE</b> , clamping ... ..	1	—	C	QJ6

**SERVICES**

**FUEL SYSTEM IN WING CENTRE SECTION**

Ref. No.	Part No.	Description	No. off	Material Specification	Class of Store or L/M	Place No.
	—	<b>RING</b> , clamp, sealing, inter-tank vent pipe, secured to rib No. 1, group	1	—	—	
26DV/2906	CHENEY CWC.9/2	<b>CLIP</b> , hose, adjustable ... ..	1	—	C	QJ6
6176	10-20 PT 51	<b>RING</b> , clamp, Port ... ..	1	—	C	QJ6
6177	10-20 PT 52	<b>RING</b> , clamp, Starboard ... ..	1	—	C	QJ6
		Attachments for 10-20 PT 51 or 10-20 PT 52, Ring:—				
28D/9709461	AS.1242/3C	Bolt, 2 BA ... ..	4	—	C	
	MARSTON EXCELSIOR					
6394	MS.382/17A	<b>SLEEVE</b> , clamping ... ..	1	—	C	QJ6
	—	<b>RING</b> , clamp, sealing, main vent pipe, secured to rib No. 1, Port only, group	1	—	—	
26DV/2906	CHENEY CWC.9/3	<b>CLIP</b> , hose, adjustable ... ..	1	—	C	QJ6
6175	10-20 PT 53	<b>RING</b> , clamp ... ..	1	—	C	QJ6
		Attachments for 10-20 PT 53, Ring:—				
28D/12655	AS.2920/2C	Bolt, 2 BA ... ..	3	—	C	
28D/12758	AS.2920/2E	Bolt, 2 BA ... ..	2	—	C	
	MARSTON EXCELSIOR					
6397	MS.382/20	<b>SLEEVE</b> , clamping ... ..	1	—	C	QJ6
	FLIGHT REFUELLING					
27FR/2406	FRS.54/L/Series 1	<b>SEAL</b> , rubber, inboard of rib No. 4 ... ..	1	—	C	QJ22
	FLIGHT REFUELLING					
27FR/3006	FRS.151/J/Series 1	<b>SEAL</b> , rubber, at branch pipe along rib No. 1 ...	1	—	C	QJ19
	FLIGHT REFUELLING					
27FR/2525	FRS.111/L	<b>SLEEVE</b> , outer, inboard of rib No. 4 ... ..	1	—	C	QJ22
	FLIGHT REFUELLING					
27FR/3180	FRS.152/J	<b>SLEEVE</b> , outer, at branch pipe along rib No. 1	1	—	C	QJ19
	MARSTON EXCELSIOR					
6394	MS.382/17A	<b>SLEEVE</b> , clamping, at inter-tank vent elbow connector entry in to tank No. 1A at rib No. 2	1	—	C	QJ6
26DV/2905	CHENEY CWC.9/2	<b>CLIP</b> , hose, adjustable ... ..	1	—	C	QJ6
	15204	<b>SUPPORT</b> , fitting, forward, secured to underside of tank No. 1 top lining skin, for inter-tank vent loop pipe attachment clip	1	—	C	QJ14
	15193	<b>SUPPORT</b> , fitting, rear, secured to underside of tank No. 1 top lining skin for fuel contents unit mounting bracket	1	—	C	QJ6 QJ14
		Attachments for 10-20 P 3885 or 10-20 P 3879, Support:—				
28D/9133012	A25/3C	Bolt, 2 BA ... ..	1	—	C	
26DL/5456	DHS.402/C	Seal, bonded ... ..	1	—	C	QJ6 QJ14

**SERVICES**

**FUEL SYSTEM IN WING CENTRE SECTION**

Ref. No.	Part No.	Description						No. off	Material Specification	Class of Store or L.M.	Plate No.
		1	2	3	4	5	6				
6249	10-20 P 2223	<b>TEE-PIECE</b> , inter-tank vent pipe connection, secured to main spar in tank No. 2						1	DTD.424	C	QJ22
27QA/464	DOWTY SP.911A/3	Attachments for 10-20 P 2223, Tee-piece :— Ring, sealing, "O" type ... ..						1	—	C	QJ22
	—	<b>VALVE</b> , main vent, at rear spar, Port only, group (Drg. No. 10-20 P 3189)						1	—	—	QJ20
6201	10-20 P 271	<b>INLET</b> , ram air ... ..						1	DTD.424	P	QJ20
4161	DHS.365/4½C	Attachments for 10-20 P 271, Inlet :— Bolt, 2 BA ... ..						3	—	C	QJ20
3413	DHS.365/3½E	Bolt, ½" BSF ... ..						3	—	C	QJ20
28M/10290	AGS.2001/E/1	Nut, ½" BSF ... ..						3	—	C	
28W/9418921	SP.13/E	Washer ... ..						3	—	C	
	10-20 P 3943A	<b>VALVE</b> , main vent, assembly ... ..						1	—	—	QJ20
14619	10-20 P 3921A	<b>CAGE</b> , inlet valve ... ..						1	S.110	C	QJ20
		Attachments for 10-20 P 3921A, Cage :— Bolt, 4 BA ... ..						8	—	C	
28D/1011006	A25/5B	Nut, 4 BA ... ..						8	—	C	
28M/10280	AGS.2001/B/3	Seal, bonded ... ..						8	—	C	
28F/9433483	AGS.1186/2	Washer ... ..						8	—	C	
28W/9419474	SP.15/B										
14620	10-20 P 3931A	<b>CAGE</b> , inward relief valve ... ..						1	S.110	C	QJ20
28F/3000	AGS.1104/B	<b>COUPLING</b> , cone adaptor, air pressure pipe						1	—	C	
300209		Attachments for AGS.1104/B, Coupling :— Seal, bonded ... ..						1	—	C	
28F/9428453	AGS.1186/B										
6192	10-20 P 253A	<b>COVER</b> , end, inward relief valve, assembly						1	—	P	QJ20
		Spares for :— <b>GAUZE</b> , copper, 36 SWG, 40 mesh ...						QR	—	LM	QJ20
	10-20 P 257ND	Attachments for 10-20 P 253A, Cover :— Bolt, 2 BA ... ..						4	—	C	
28D/42543	A25/2C	Nut, 2 BA ... ..						4	—	C	
28M/10288	AGS.2001/C/1	Washer ... ..						4	—	C	
28W/9419454	SP.10/C										
6199	10-20 P 2153	<b>CYLINDER</b> , differential pressure main- taining valve						1	DTD.424	C	QJ20
		Attachments for 10-20 P 2153, Cylinder :— Bolt, 2 BA ... ..						2	—	C	QJ20
4171	A25/3C/DHS.514/D	Bolt, 2 BA ... ..						4	—	C	
28D/1200119	A25/4C	Nut, 2 BA ... ..						4	—	C	
28M/10288	AGS.2001/C/1	Washer ... ..						6	—	C	
28W/9419402	SP.13/C										
6190	10-20 P 2469	<b>DISC</b> , inward relief valve ... ..						1	P.T.F.E.	C	QJ20
	10-20 P 2151	<b>HEAD</b> , cylinder, differential pressure main- taining, valve 14 SWG						1	L.72	LM	QJ20
		Attachments for 10-20 P 2151, Head :— Bolt, 4 BA ... ..						6	—	C	
100249	A25/2B	Gasket ... ..						1	—	C	QJ20
28D/12541	10-20 P 2149	Nut, 4 BA ... ..						6	—	C	
6200		Tag ... ..						1	—	—	QJ20
28M/10287	AGS.2001/B/1	Washer ... ..						5	—	C	
26FN/3374	DHS.180.Mk.2/X										
28W/9419465	SP.13/B										

**SERVICES**

**FUEL SYSTEM IN WING CENTRE SECTION**

Ref. No.	Part No.	Description	No. off	Material Specification	Class of Store or L.M	Place No.
6189	10-20 P 2147	<b>HOUSING</b> , spring, differential pressure maintaining valve	1	DTD.424	P	QJ20
6187	10-20 P 2001A	<b>HOUSING</b> , vent valve, assembly	1	—	P	QJ20
	DHS.418/2/C/6	Spares for :— <b>BUSH</b> ... ..	1	DTD.197	—	QJ20
		Attachments for 10-20 P 2001A, Housing :—				
5617	A25/3/C/DHS.514/D	Bolt, 2 BA ... ..	1	—	C	QJ20
3411	A25/1C/DHS.514/D	Bolt, 2 BA ... ..	1	—	C	QJ20
5622	A25/6C/DHS.514/D	Bolt, 2 BA ... ..	2	—	C	QJ20
<del>28D/12500</del>	A25/6C	Bolt, 2 BA ... ..	5	—	C	
<del>28D/12544</del>	A25/7C	Bolt, 2 BA ... ..	1	—	C	
28M/10288	AGS.2001/C/1	Nut, 2 BA ... ..	8	—	C	
	SELF PRIMING PUMPS					
6400	SPE.1287	Ring, jointing ... ..	1	—	C	QJ20
26FN/3285	DHS.180. Mk.3/X	Tag ... ..	1	—	C	QJ20
7192	DHS.783/5/16	Washer ... ..	1	—	C	QJ20
28W/9419454	SP.10/C	Washer ... ..	7	—	C	
28W/9419475	SP.15/C	Washer ... ..	2	—	C	
6197	10-20 P 2163	<b>INSERT</b> , piston, differential pressure maintaining valve	1	L.65	C	QJ20
		Attachments for 10-20 P 2163, Insert :—				
6198	10-20 P 1001ND	Circlip ... ..	1	—	C	QJ20
6186	10-20 P 2007A	<b>MOUNTING</b> , vent valve, assembly	1	—	P	QJ20
6196	10-20 P 2165	<b>PISTON</b> , differential pressure maintaining valve	1	DTD.197	C	QJ20
		Attachments for 10-20 P 2165, Piston :—				
28M/10339	AGS.2002/C/2	Nut, 2 BA ... ..	1	—	C	
28W/12666	SP.14/C	Washer ... ..	1	—	C	
6188	10-20 P 189A	<b>PLATE</b> , valve, inlet valve, assembly	1	—	P	QJ20
	OR					
16587	10-20 P 4285	<b>PLATE</b> , valve, inlet valve ... ..	1	—	P	QJ20
	10-20 P 3953	<b>RING</b> , retaining cage, non-return valve, 18 SWG	1	L.72	—	QJ20
6193	10-20 P 3187	<b>SEAL</b> , valve, differential pressure maintaining valve	1	P.T.F.E.	C	QJ20
		Attachments for 10-20 P 3187, Seal :—				
28N/	AS.4571/22	Circlip ... ..	1	—	C	QJ20
6191	10-20 P 293	<b>SEATING</b> , inward relief valve ... ..	1	L.64	C	QJ20
		Attachments for 10-20 P 293, Seating :—				
6403	SELF PRIMING PUMPS SPE.1275	Ring, jointing ... ..	1	—	C	QJ20
	10-20 P 2161	<b>SPINDLE</b> , differential pressure maintaining valve	1	S.80	—	QJ20

**FUEL SYSTEM IN WING CENTRE SECTION**

Ref. No.	Part No.	Description	No. off	Material Specification	Class of Store or L.M.	Plate No.
6398	SELF PRIMING PUMPS SPE.1471	<b>SPRING</b> , inlet valve ... ..	1	—	C	QJ20
6401	SELF PRIMING PUMPS SPE.1447	<b>SPRING</b> , inward relief valve ... ..	1	—	C	QJ20
6194	10-20 P 2155	<b>SPRING</b> , outlet, differential pressure main- taining valve	1	DTD.215	C	QJ20
6195	10-20 P 2157	<b>SPRING</b> , piston return, differential pressure maintaining valve	1	DTD.215	C	QJ20
	10-20 P 3185	<b>VALVE (PLATE)</b> , differential pressure maintaining valve	1	L.64	—	QJ20
28M/10340	AGS.2002/E/2	Attachments for 10-20 P 3185, Valve :—				
28W/13388	SP.14/E	Nut, ¼" BSF ... ..	1	—	C	
		Washer ... ..	1	—	C	
7968	10-20 P 1023A/1	<b>VALVE</b> , pressure relief, main vent valve, mounted between pipes Code Nos. 15 and 16 ac rear spar, Port only, assembly	1	—	P	QJ19
	10-20 P 2451	<b>ADAPTOR</b> , 1½" BSP ... ..	1	L.64	—	QJ19
		Attachments for 10-20 P 2451, Adaptor :—				
28D/12533	A25/SC	Bolt, 2 BA ... ..	6	—	C	
6184	10-20 P 2461	Bolt, 2 BA ... ..	2	—	C	QJ19
28M/12983	A24/CT	Nut, 2 BA ... ..	2	—	C	
28M/10288	AGS.2001/C/1	Nut, 2 BA ... ..	6	—	C	
27QA/466	DOWTY SP.911A/5	Ring, sealing, "O" type ... ..	1	—	C	QJ19
28W/9419454	SP.10/C	Washer ... ..	8	—	C	
	10-20 P 1555A	<b>CAGE</b> , assembly ... ..	1	—	—	QJ19
	10-20 P 1559	<b>HOUSING</b> ... ..	1	DTD.424	—	QJ19
6182	10-20 P 1033A	<b>SEAT</b> , valve, assembly ... ..	1	—	C	QJ19
6183	10-20 P 2453	<b>SPRING</b> ... ..	1	DTD.215	C	QJ19
		Attachments for 10-20 P 1023A/1, Valve :—				
28M/10288	AGS.2001/C/1	Nut, 2 BA ... ..	2	—	C	
28W/9419454	SP.10/C	Washer ... ..	2	—	C	

SERVICES

FUEL SYSTEM IN WING CENTRE SECTION

Ref. No.	Part No.	Description						No. off	Material Specification	Class of Store or L.M	Plate No.
		1	2	3	4	5	6				

SERVICES

FUEL SYSTEM IN WING CENTRE SECTION

Ref. No.	Part No.	Description	No. off	Material Specification	Class of Store or L.M	Plate No.
		<b>METHANOL INJECTION SYSTEM</b> , for fuel filter de-icing, group (Drg. Nos. 10-20 P 4095 and 10-20 P 4105) (Mod. 728) (For use on A/C embodying Mod. 7)	1	—	—	QJ23
	10-20 WC 29701A	<b>ANGLE</b> , support, secured to stiffeners on aft face of main spar, for recuperator mounting panel, assembly	2	—	—	QJ23
28M/11957	10-20 WC 29703ND AGS.2007/C/1	<b>ANGLE</b> , bare, 18 SWG	1	L.72	LM	QJ23
		<b>NUT</b> , anchor, 2 BA	2	—	C	
		Attachments for 10-20 WC 29701A, Angle :—				
28D/1011019	A25/8C	Bolt, 2 BA	2	—	C	
	AS.2806/4/070	Tube, distance, 1/2" o/d x 22 SWG x 0"-70 long	2	T.35	LM	
28W/9419402	SP.13/C	Washer	2	—	C	
	<b>FLIGHT REFUELLING</b>					
27FR/2324	FRS.73/H DHS.160/A60	<b>COLLAR</b> , split, for neck-pipe filler	1	—	C	QJ23
		<b>HOSE</b> , drain, between recuperator filler neck dished mounting plate and top cowling panel drain pipe, 3/8" i/d x 6"-0 long (Make from Ref. No. 32C/399)	1	DTD.625 Type 1	LM	QJ23
		Attachments for DHS.160/A60, Hose :—				
28E/10154	AGS.605 Mk. 00	Clip, hose, adjustable	2	—	C	
16549	10-20 P 3983	<b>INJECTOR</b> , screwed into low pressure fuel cock galleries mounted on semi-bulkhead, stn. 197"-45	2	—	C	QJ23
		Attachments for 10-20 P 3983, Injector :—				
28F/9428453	AGS.1186/B	Seal, bonded	1	—	C	
5K/3373	AS.3360/B5B	<b>LEAD</b> , bonding flexible, at filler neck to recuperator connection	1	—	C	
		Attachments for AS.3360/B5B, Lead :—				
28D/1010658	A25/1B	Bolt, 4 BA	2	—	C	
28M/10287	AGS.2001/B/1	Nut, 4 BA	2	—	C	
28W/9419465	SP.13/B	Washer	2	—	C	
16546	10-20 P 3993A	<b>NECK-PIPE</b> , filler, Code No. 101, between mounting plate at top skin and methanol recuperator	1	—	P	QJ23
		Spares for :—				
16547	10-20 P 3987	<b>ADAPTER</b>	1	—	C	QJ23
16589	DHS.22 Mk. 4	<b>LUG</b> , bonding	1	—	C	QJ23
		Attachments for 10-20 P 3993A, Neck-pipe :—				
28D/1010658	A25/1B	Bolt, 4 BA	6	—	C	
28M/10327	AGS.2002/B/1	Nut, 4 BA	6	—	C	
28W/9419465	SP.13/B	Washer	6	—	C	
28F/8011885	AGS.1142/B	<b>NIPPLE</b> , adapter, for branch pipes Code Nos. 105-106-112, 107-108-111 and 108-109-110	7	—	C	
28F/1014650	AGS.1170/B	<b>NIPPLE</b> , pipe, for pipes Code No. 108	4	—	C	

**SERVICES**

**FUEL SYSTEM IN WING CENTRE SECTION**

Ref. No.	Part No.	Description	No. off	Material Specification	Class of Store or L.M.	Plate No.
	10-20 P 4395ND	<b>PIPE</b> , Code No. 104, between electromatic valve and joint at branch pipe over-wing fuel connection (Mod. 1039)	1	—	PC	QJ23
16542	10-20 P 4021A/ND	<b>PIPE</b> , branch, Code No. 105-106-112, between adapter on filler neck and electromatic valve on recuperator mounting panel and relief valve adjacent to panel	1	—	C	QJ23
		Attachments for 10-20 P 4021A/ND, Pipe :—				
28D/1008149	A25/2B	Bolt, 4 BA	1	—	C	
28E/9436947	AS.3180/4B	Clip, " P "	2	—	C	
28E/8018278	AS.3180/8B	Clip, " P "	1	—	C	
28M/10327	AGS.2002/B/1	Nut, 4 BA	1	—	C	
28W/9419465	SP.13/B	Washer	1	—	C	
	—	<b>PIPES</b> , from electromatic valve on recuperator mounting panel and relief valve adjacent to panel to non-return valves at low pressure fuel cock injectors on semi-bulkhead, stn. 197"-45, group	1	—	—	
16550	10-20 P 4029A/ND	<b>PIPE</b> , branch, Code No. 107-108-111, from electromatic valve and non-return valve to first joint at main spar	1	—	C	QJ23
		Attachments for 10-20 P 4029A/ND, Pipe :—				
28D/1008149	A25/2B	Bolt, 4 BA	3	—	C	
28E/9436947	AS.3180/4B	Clip, " P "	4	—	C	
28E/8018278	AS.3180/8B	Clip, " P "	2	—	C	
28M/10327	AGS.2002/B/1	Nut, 4 BA	3	—	C	
28W/9419465	SP.13/B	Washer	3	—	C	
	10-20 P 4319ND	<b>PIPE</b> , Code No. 108, between first joint at main spar and second joint mid-way between main spar and semi-bulkhead	1	—	PC	QJ23
		Attachments for 10-20 P 4319ND, Pipe :—				
28E/8018279	AS.3180/4C	Clip, " P "	1	—	C	
	10-20 P 4035ND	<b>PIPE</b> , Code No. 108, between second joint mid-way between main spar and semi-bulkhead and third joint on semi-bulkhead	1	—	PC	QJ23
		Attachments for 10-20 P 4035ND, Pipe :—				
28D/9133011	A25/2C	Bolt, 2 BA	1	—	C	
28E/8018279	AS.3180/4C	Clip, " P "	2	—	C	
28E/1200549	AS.3180/8C	Clip, " P "	1	—	C	
28M/10328	AGS.2002/C/1	Nut, 2 BA	1	—	C	
28W/9419402	SP.13/C	Washer	1	—	C	

SERVICES

FUEL SYSTEM IN WING CENTRE SECTION

Ref. No.	Part No.	Description	No. off	Material Specification	Class of Store or L.M	Plate No.
19072	10-20 P 4409A/ND	<b>PIPE</b> , branch, code No. 108-109-110, between third joint at semi-bulkhead and non-return valves at low pressure fuel cock injectors (Mod. 1322) Attachments for 10-20 P 4409A/ND, Pipe :-	1	—	C	QJ23
28D/9133011	A25/2C	Bolt, 2 BA ... ..	1	—	C	
28E/17671	AGS.2080/4	Clip, " P " ... ..	3	—	C	
28E/8018279	AS.3180/4C	Clip, " P " ... ..	2	—	C	
28E/1200549	AS.3180/8C	Clip, " P " ... ..	1	—	C	
28M/10328	AGS.2002/C/1	Nut, 2 BA ... ..	1	—	C	
	AS.2810/5/030	Tube, distance, $\frac{3}{16}$ " o/d x 20 SWG x 0.730 long	1	L.62	LM	
28W/9419402	SP.13/C	Washer ... ..	1	—	C	
16548	10-20 WC 29693A	<b>PLATE</b> , dished, filler neck mounting, bolted to top skin at main spar, assembly Attachments for 10-20 WC 29693A, Plate :-	1	—	P	QJ23
3197	DHS.382/6 $\frac{1}{2}$ G	Bolt, $\frac{3}{16}$ " BSF ... ..	1	—	C	QJ23
16588	DHS.1001/5G	Bolt, $\frac{3}{16}$ " BSF ... ..	3	—	C	QJ23
3190	DHS.983/G	Nut, $\frac{3}{16}$ " BSF ... ..	4	—	C	QJ23
28R/9504917	AGS.216/F	<b>PLUG</b> , blanking, $\frac{3}{8}$ " BSF, recuperator filler neck Attachments for AGS.216/F, Plug :-	1	—	C	
28F/9438456	AGS.1186/F	Seal, bonded ... ..	1	—	C	
	10-20 P 3991A	<b>RECUPERATOR</b> , methanol, complete with plate, secured to aft face of main spar, Starboard, assembly Spares for :-	1	—	—	QJ23
28F/8011809	AGS.1104/B	<b>COUPLING</b> , cone adapter, at air inlet ... Attachments for AGS.1104/B, Coupling :-	1	—	C	
28F/9428453	AGS.1186/B	Seal, bonded ... ..	1	—	C	
	—	<b>ELECTRICAL COMPONENTS</b> ... .. (See sub-section EBG)	—	—	—	
16543	10-20 P 4009A/ND	<b>PIPE</b> , code No. 100, air supply, between control and relief valve and recuperator air inlet	1	—	C	QJ23
16545	10-20 P 4361A/ND	<b>PLATE</b> , mounting, assembly ... ..	1	—	P	QJ23
27F/5805	SELF PRIMING PUMPS Type RC-05E	<b>RECUPERATOR</b> , methanol, capacity 0.50 gallons Attachments for Type RC-05E, Recuperator :-	1	—	P	QJ23
28M/10288	AGS.2001/C/1	Nut, 2 BA ... ..	6	—	C	
	10-20 P 3989	Washer, shaped ... ..	6	DTD.746	LM	QJ23
27VB/5981	HYMATIC D.11057	<b>VALVE</b> , control and relief, Type RV.67/1 ... Attachments for D.11057, Valve :-	1	—	P	QJ23
28D/9133012	A25/3C	Bolt, 2 BA ... ..	2	—	C	
26DL/7354	DHS.180 Mk. 1/X	Tag, bonding ... ..	1	—	C	QJ23
28W/9419402	SP.13/C	Washer ... ..	2	—	C	
		Attachments for 10-20 P 3991A, Recuperator :-				
28D/9436920	A25/1C	Bolt, 2 BA ... ..	4	—	C	
28W/9419402	SP.13/C	Washer ... ..	4	—	C	

SERVICES

FUEL SYSTEM IN WING CENTRE SECTION

Ref. No.	Part No.	Description	No. off	Material Specification	Class of Store or L.M.	Plate No.
27FR/3004	FLIGHT REFUELLING FRS.151/H Series 1	SEAL, rubber, at base of neck-pipe ... ..	1	—	C	QJ23
27FR/3787	FLIGHT REFUELLING FRS.152/H	SLEEVE, outer, at base of neck-pipe ... ..	1	—	C	QJ23
27F/5021	SAUNDERS VALVE 6270.C	VALVE, non-return, screwed into injectors at low pressure fuel cock galleries on semi-bulkhead, ssn. 197"-45	2	—	P	QJ23
28F/9428453	AGS.1186/B	Attachments for 6270.C, Valve :— Seal, bonded ... ..	1	—	C	
27F/5904	SAUNDERS VALVE 702AB-09	VALVE, pressure relief, at inter-section of pipes code Nos. 111 and 112	1	—	P	QJ23

**PIPES & EQUIPMENT IN TANK No.1**

DRGS. 10.20 P 2177  
10.20 P T27  
10.20 P T47

See Plates QJ. 11, 12, 13, & 14

**COLLECTOR POT & MANHOLE COVER**

DRGS. 10.20 P 1677A LH  
10.20 P 1678A RH.

See Plate QJ. 2.

**PIPES FUEL FILLER & TOP COWLING PANEL DRAIN**

DRG. 10.20 P 665

See Plate QJ. 10.

**METHANOL INJECTION SYSTEM**

FOR FUEL FILTER DE-ICING

DRG No 10.20 P 4095  
10.20 P 4105 (MOD 728)

See Plate QJ. 23

**PIPES & EQUIPMENT TANK No.1A**

DRGS 10.20 P 2179  
10.20 P 829 (PRE MOD 2)  
10.20 P 1067  
10.20 P 649 (MOD 2)  
10.20 P 29

See Plates QJ. 6, & 7.

**PIPES, VENT, BETWEEN MAIN SPAR AND REAR SPAR L.H. ONLY**

DRG 10.20 P 2471A

See Plates QJ. 19, & 20.

**VALVE, MAIN VENT.**

DRG. 10.20 P 3189

See Plate QJ. 20

**PIPES, VENT, IN PORT BOOM.**

DRG. 10.20 P 2609

See Plate QJ. 21

**PIPES, VENT, IN U/C BAY.**

DRG. 10.20 P 2197

See Plate QJ. 22

**PIPES, VENT, IN TANK No. 2.**

DRG. 10.20 P 3603

See Plate QJ. 22

**FUEL SYSTEM IN ZONE 'A'**

DRGS 10.20 P 663 (PRE MOD 2)  
10.20 P 1285 (MOD 2)

See Plates QJ. 3, 4, 4A & 5

**PIPES REFUELING**

DRGS. 10.20 P 2113  
10.20 P 2119 (PRE MOD 2)  
10.20 P 1635 (MOD 2)

See Plates QJ. 17, 18.

**PIPES, RECIRCULATION, BETWEEN THERMOSTATIC VALVE ON HEAT EXCHANGER AT RIB No. 0 & ROTARY JOINT IN WINGFOLD ALSO IN TANK No. 2.**

DRGS. 10.20 P 663 10.20 S 10321  
10.20 S 8415 10.20 S 10303  
10.20 S 2153 10.20 S 2177  
10.20 S 2179 10.20 S 3047

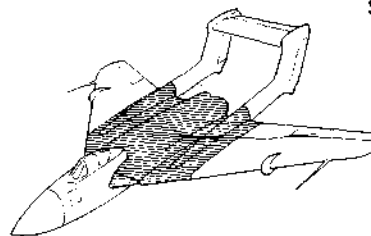
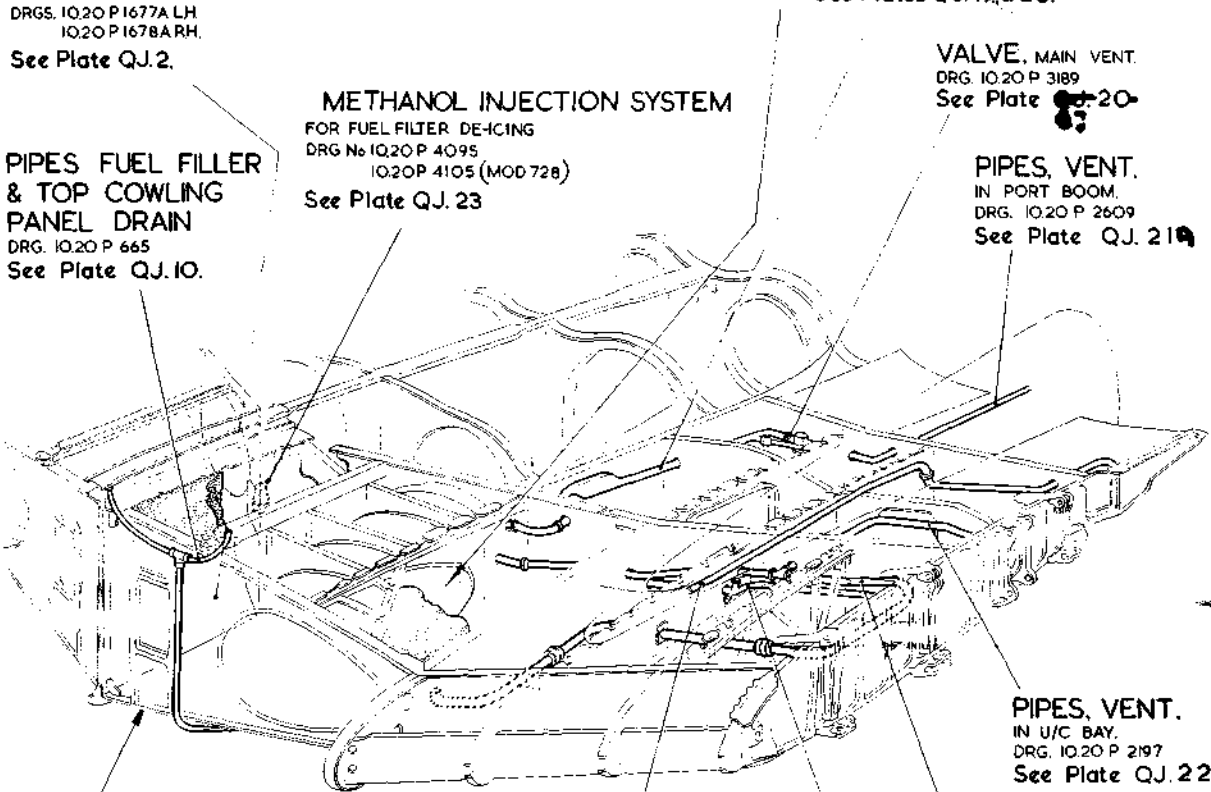
See Plates QJ. 15 & 16.

**PIPES, EQUIPMENT FUEL FEED IN TANK No. 2**

DRG 10.20 P 397

10.20 P 1063 (MOD 2)

See Plates QJ. 8, 8A & 9



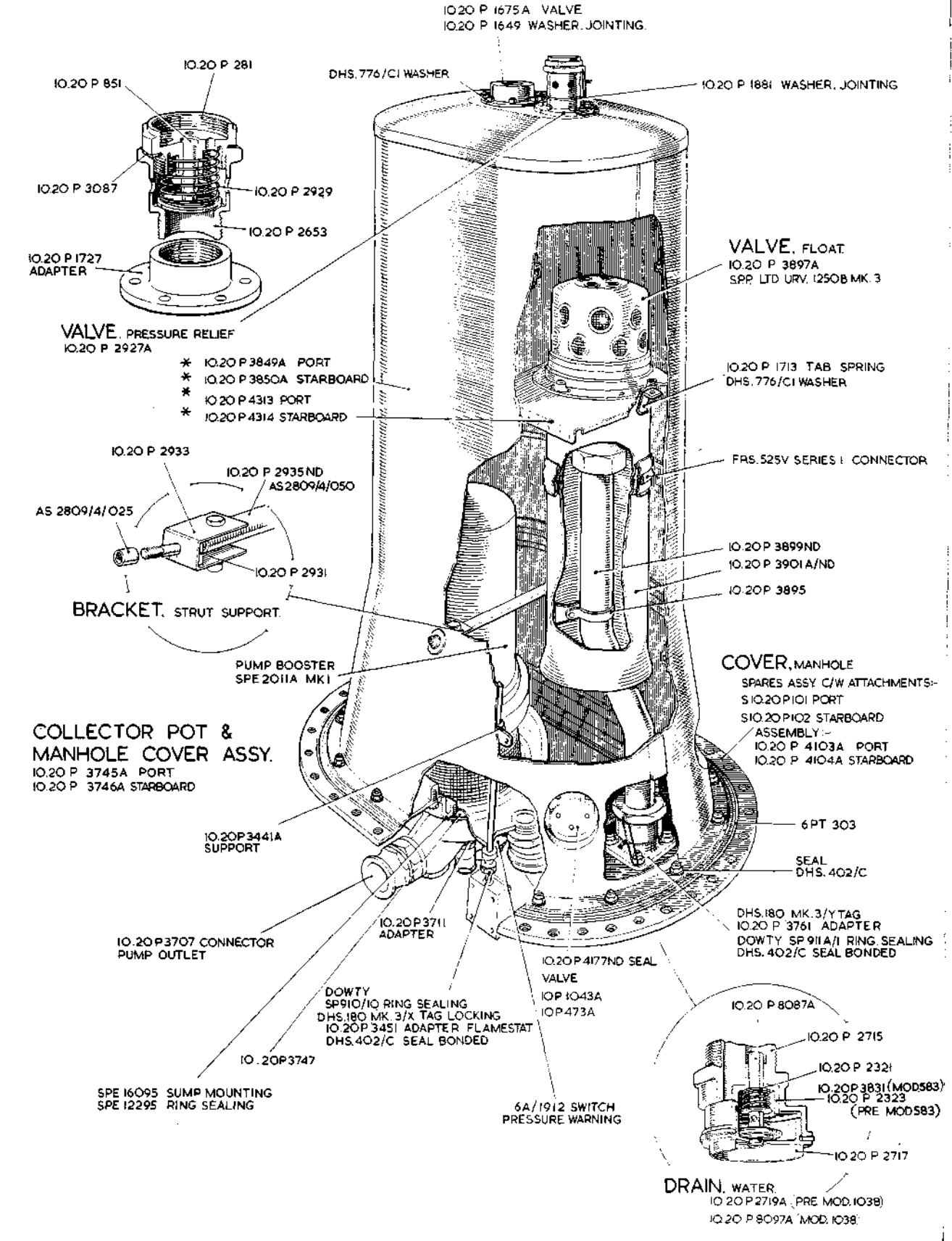
QJ.1

**SERVICES  
FUEL SYSTEM IN WING  
CENTRE SECTION**

QJ.1

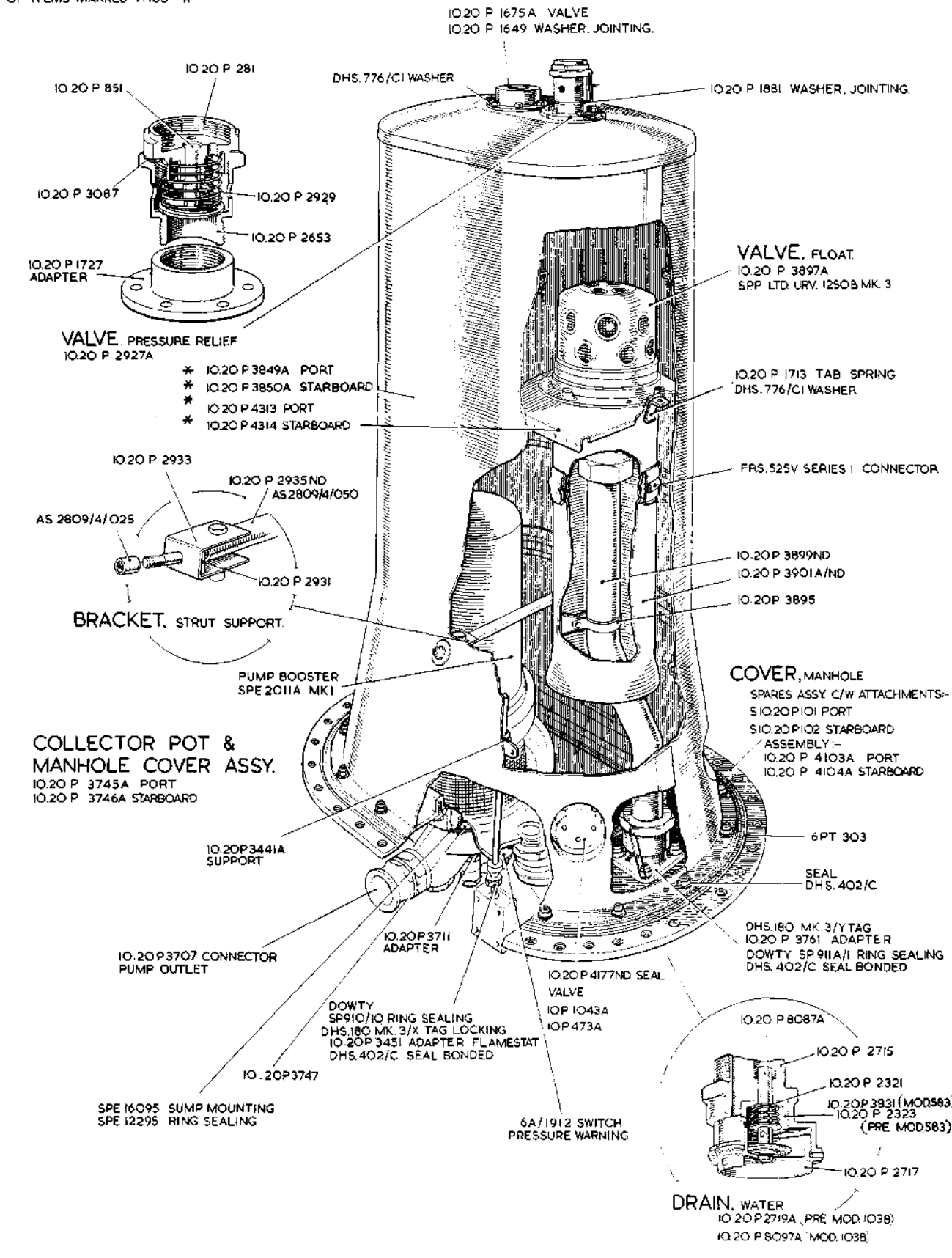
[AL.19]

SEE TEXT FOR SPARES CONDITION OF ITEMS MARKED THUS \*

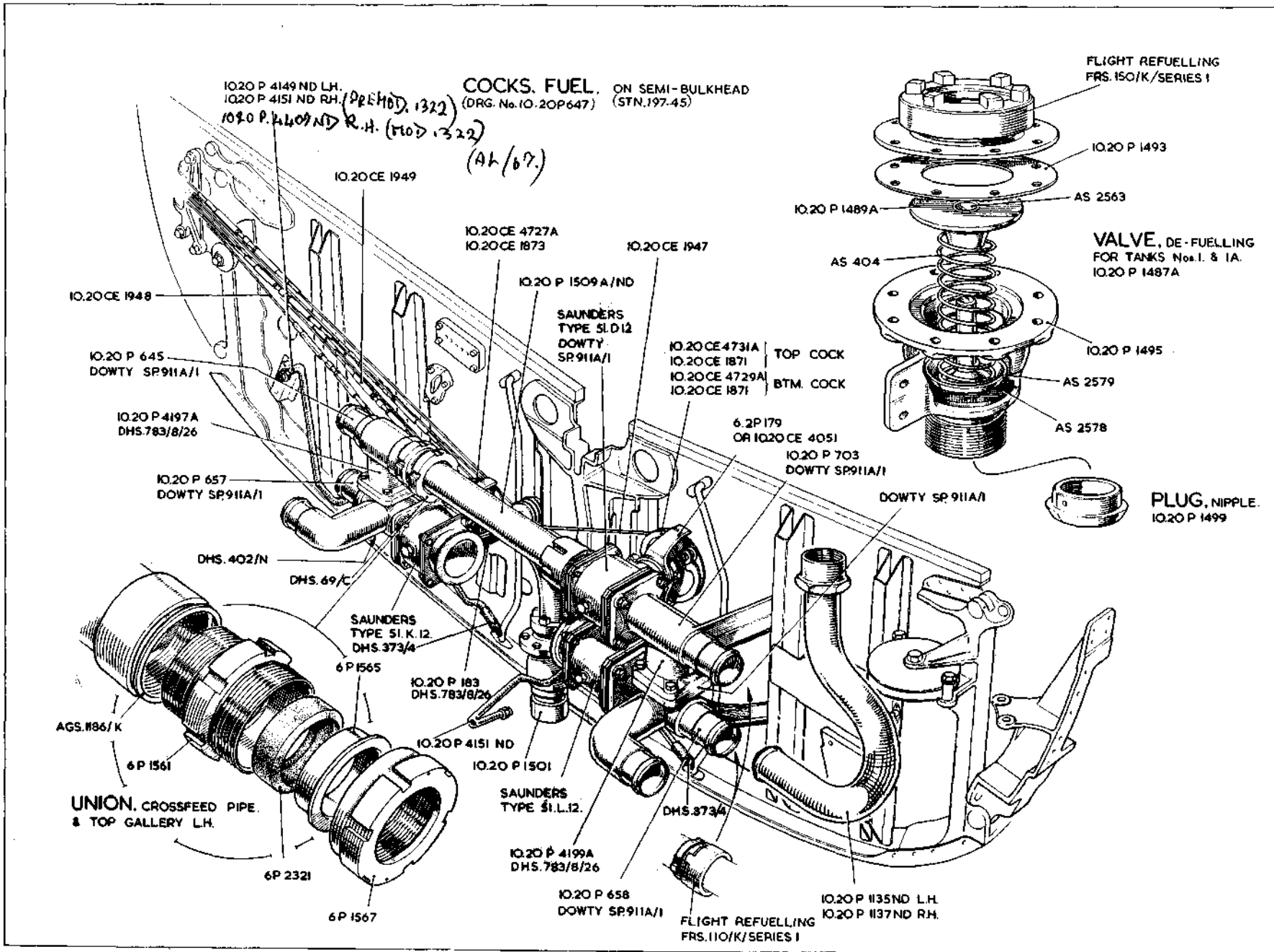


# SERVICES FUEL SYSTEM IN WING CENTRE SECTION

SEE TEXT FOR SPARES CONDITION OF ITEMS MARKED \* \*



# SERVICES FUEL SYSTEM IN WING CENTRE SECTION



Q/3

**SERVICES**  
**FUEL SYSTEM IN WING**  
**CENTRE SECTION**

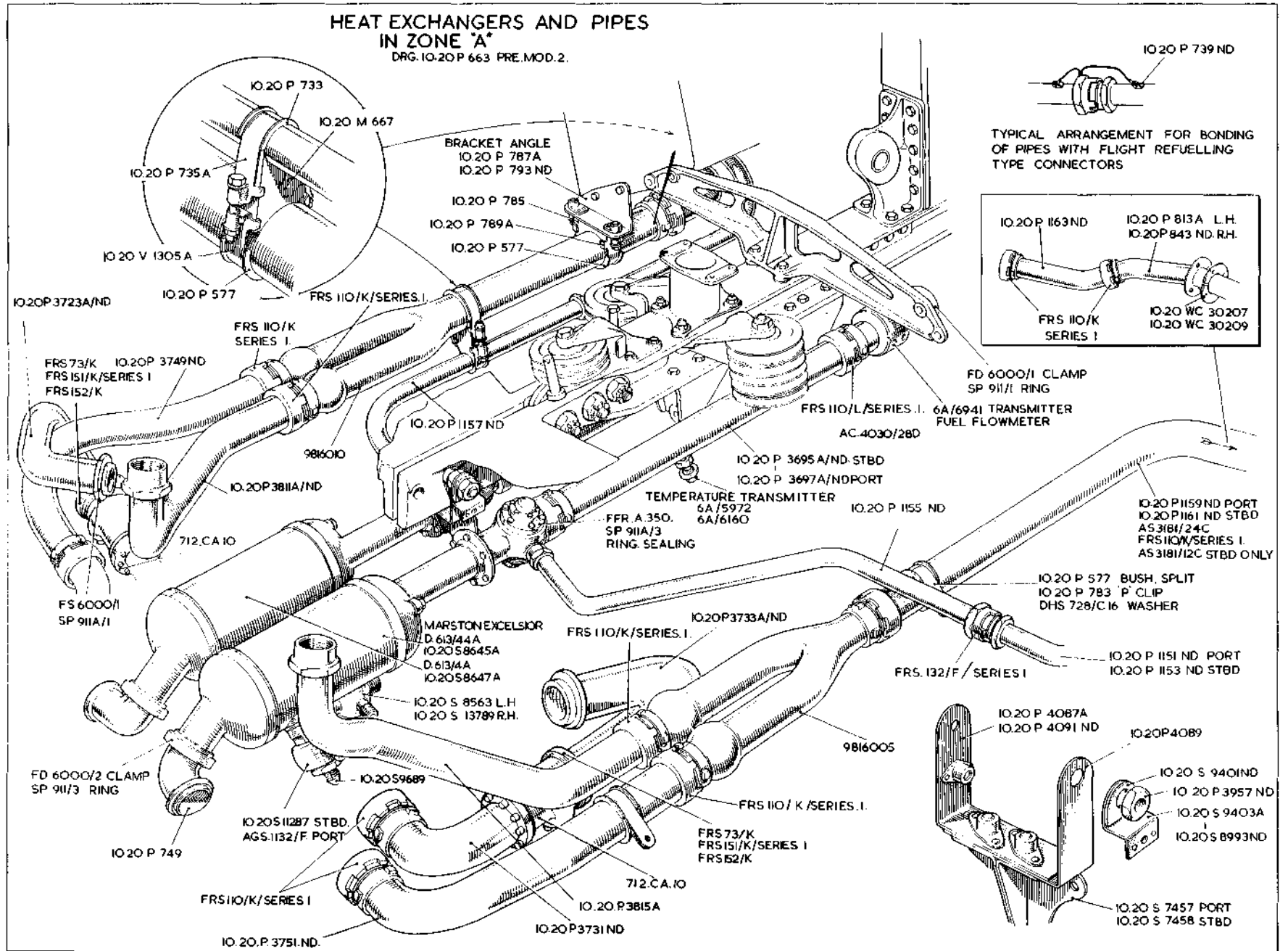
RESTRICTED

Q/3  
[AL.58]

QJ.4

**SERVICES  
FUEL SYSTEM IN WING  
CENTRE SECTION**

RESTRICTED



Sea Vixen Mk.1

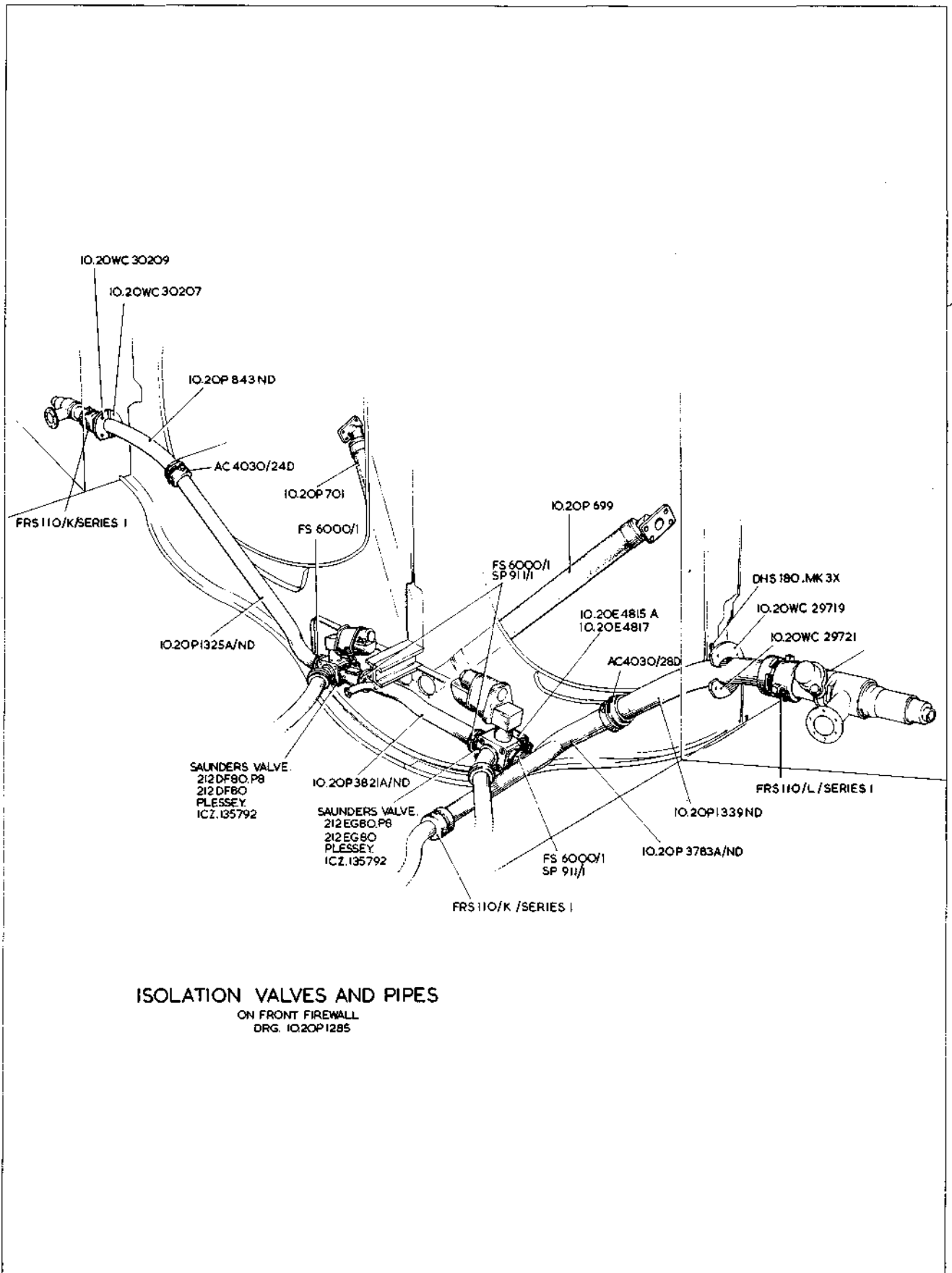
RESTRICTED

Plate QJ.4

QJ.4

[ALL 50]



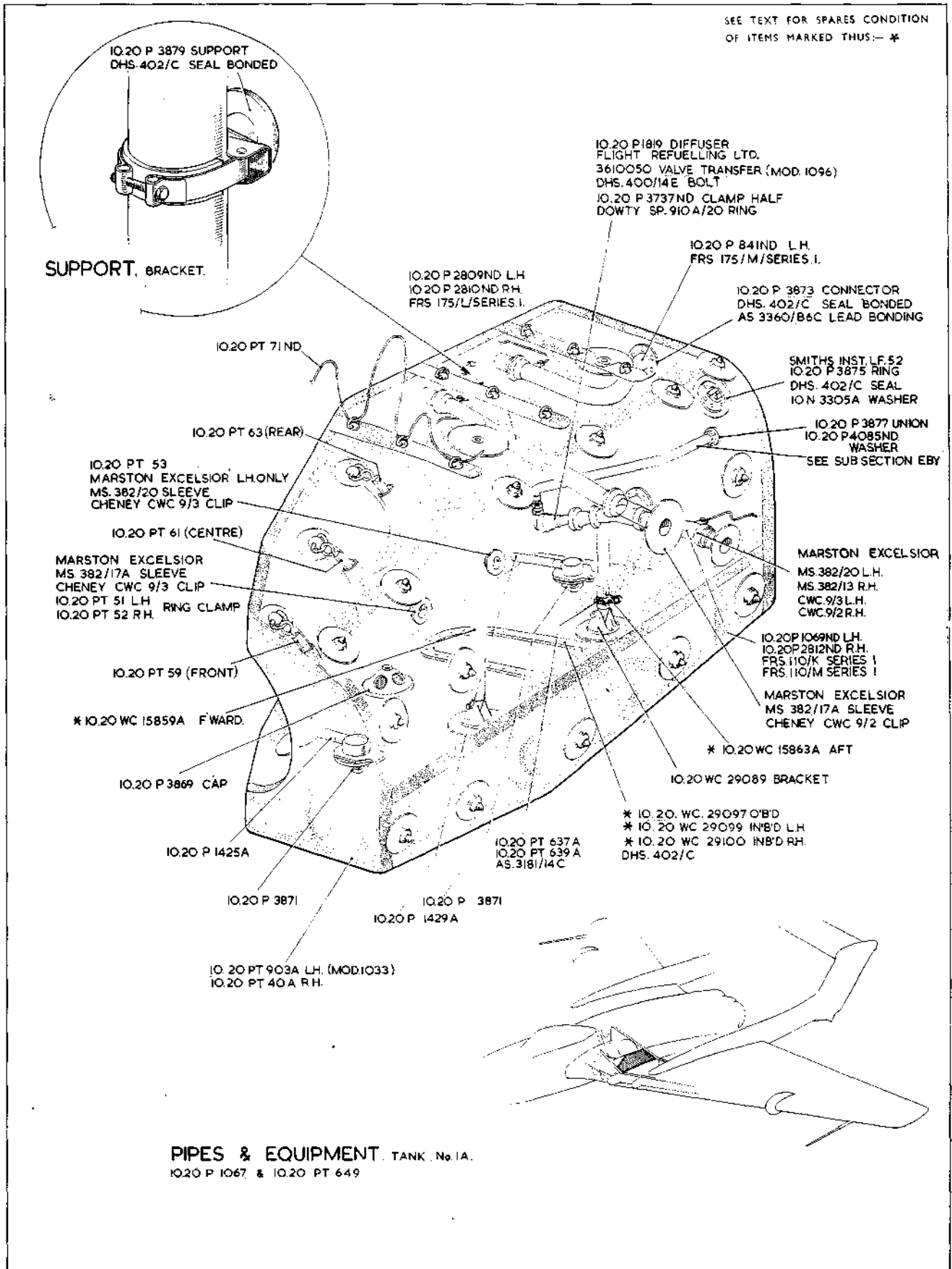


QJ.5

**SERVICES**  
**FUEL SYSTEM IN WING**  
**CENTRE SECTION**

QJ.5  
[A.L.64]

SEE TEXT FOR SPARES CONDITION OF ITEMS MARKED THUS: - \*



QJ.6

# SERVICES FUEL SYSTEM IN WING CENTRE SECTION

QJ.6

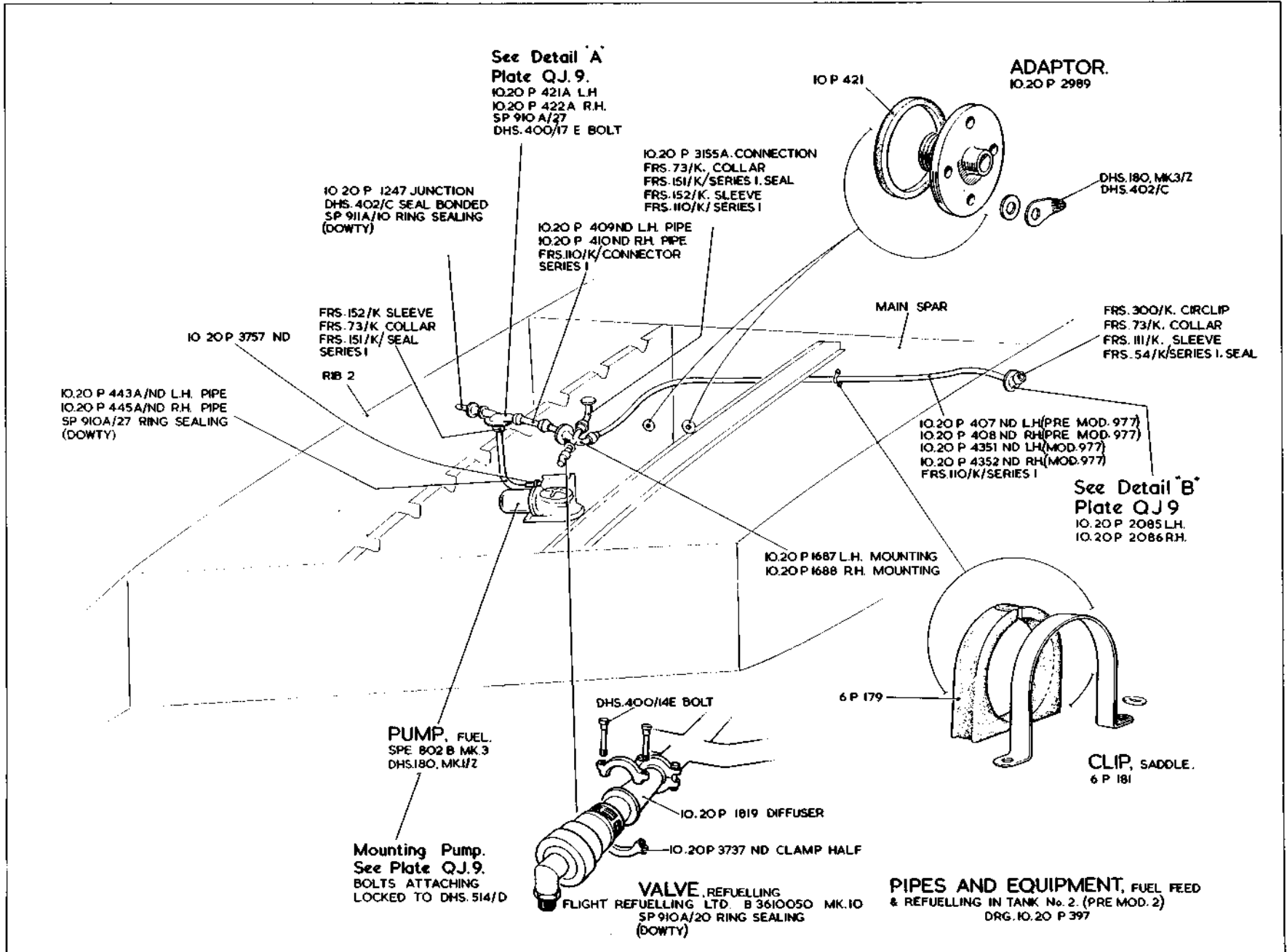
[A.L.64]

QJ.8

**SERVICES**  
**FUEL SYSTEM IN WING**  
**CENTRE SECTION**

RESTRICTED

QJ.8  
[ALL 42]



See Vixen Mk.1

RESTRICTED

Plate QJ8

QJ8A

SERVICES  
FUEL SYSTEM IN WING  
CENTRE SECTION

QJ8A  
[A.L. 89]

RESTRICTED

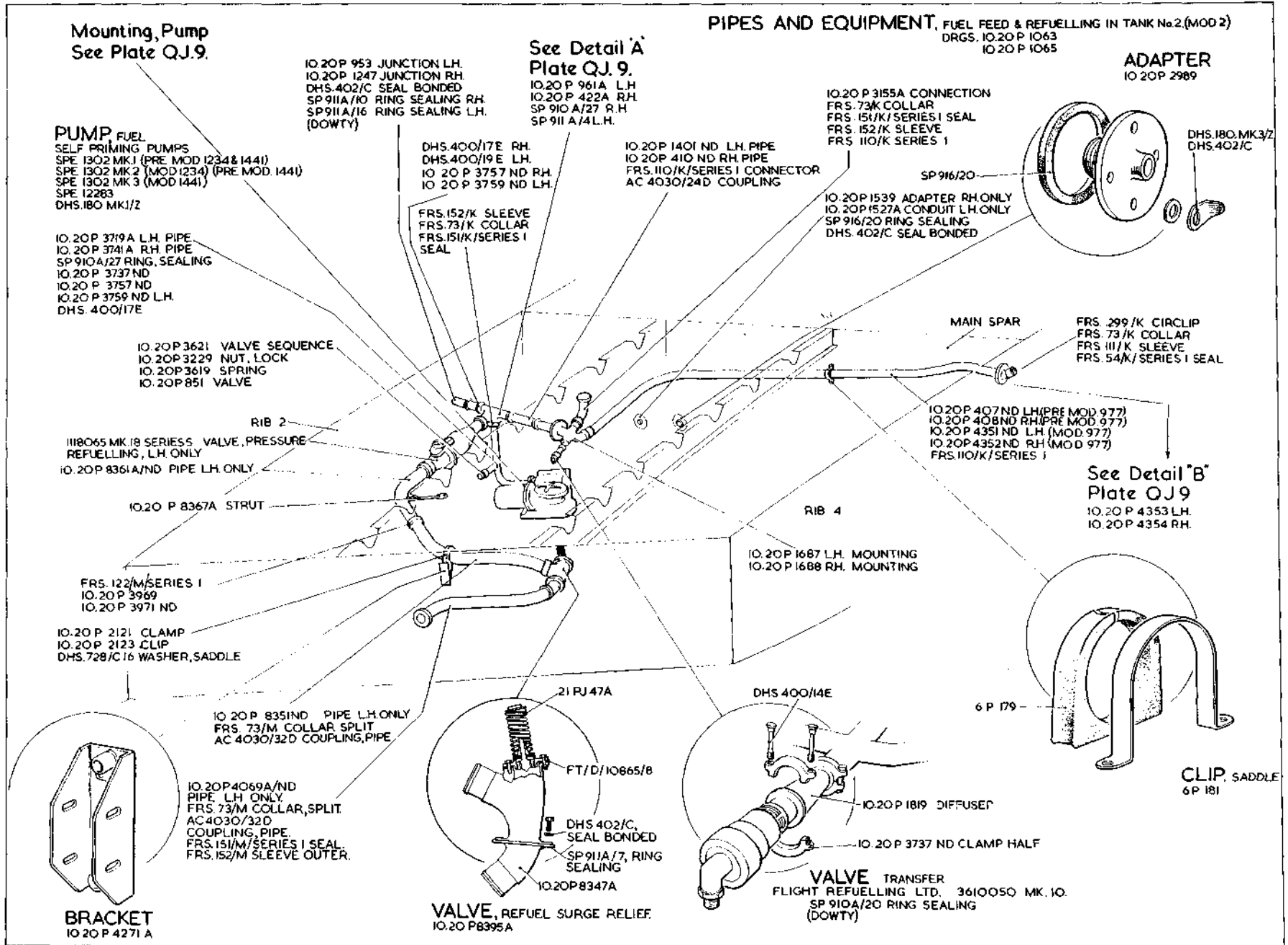
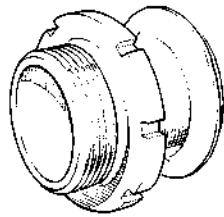


Plate QJ8A

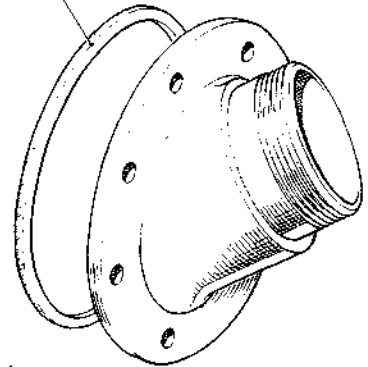
RESTRICTED

See Vixen Mk.1



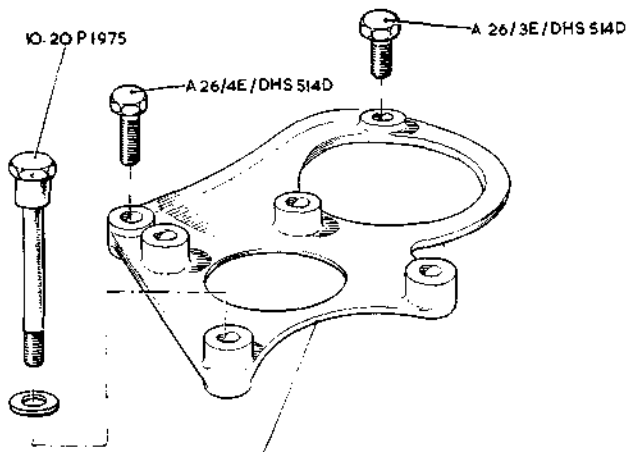
ADAPTOR, FUEL PUMP  
IO.20 P 2059

DHS402/E  
DHS402/C  
DOWTY SP 911A/20  
DOWTY SP 911A/8



Detail B

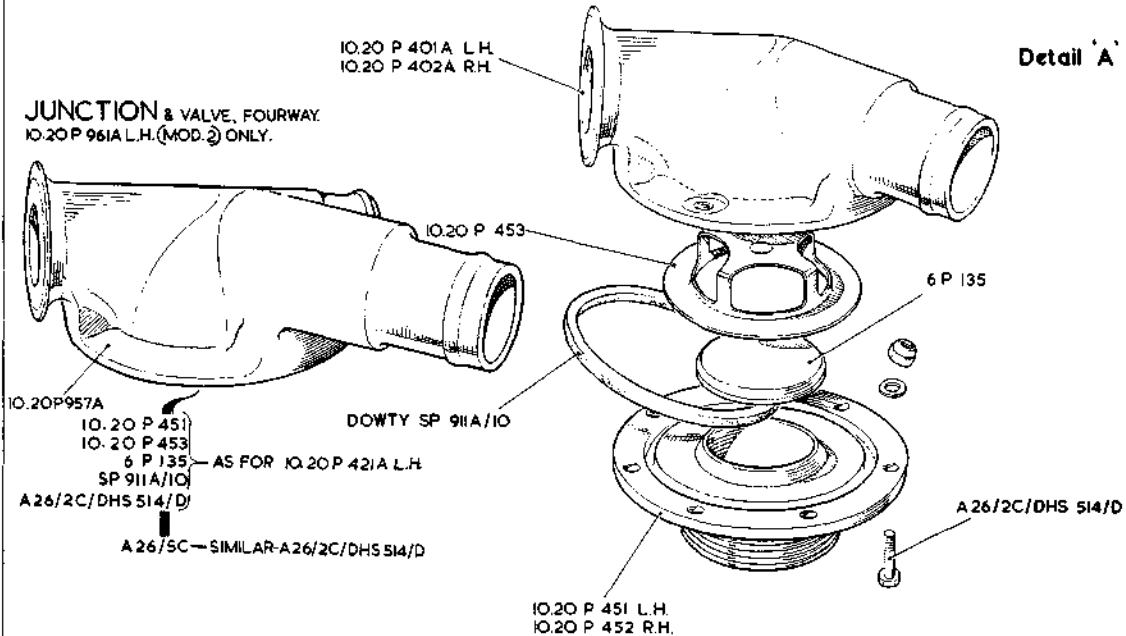
ADAPTOR, RIB 4  
IO.20 P 2085 L.H. } PRE. MOD 977  
IO.20 P 2086 R.H. }  
IO.20 P 4353 L.H. } MOD.977  
IO.20 P 4354 R.H. }



MOUNTING, PUMP  
IO 20P2215

JUNCTION & VALVE, THREE WAY  
IO.20 P 421A L.H. (PRE. MOD. 2) ONLY  
IO.20 P 422A R.H.

JUNCTION & VALVE, FOURWAY  
IO.20 P 961A L.H. (MOD. 2) ONLY.



Detail A

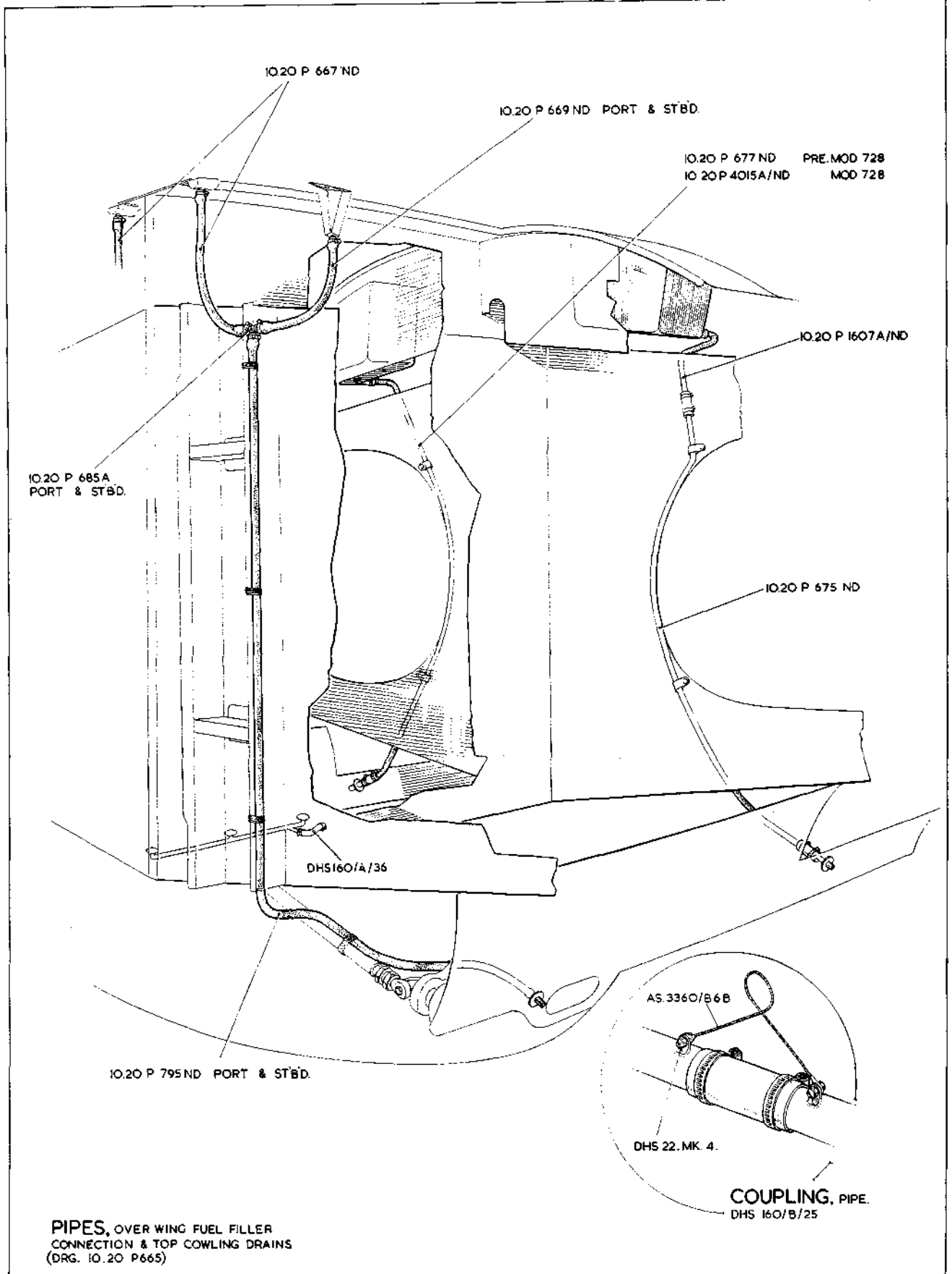
IO.20P957A  
IO.20 P 451  
IO.20 P 453  
6 P 135 - AS FOR IO.20P 421A L.H.  
SP 911A/10  
A26/2C/DHS 514/D  
A 26/5C - SIMILAR-A26/2C/DHS 514/D

# SERVICES FUEL SYSTEM IN WING CENTRE SECTION

QJ.9

QJ.9

[ALJ9]



QJ.10

# SERVICES FUEL SYSTEM IN WING CENTRE SECTION

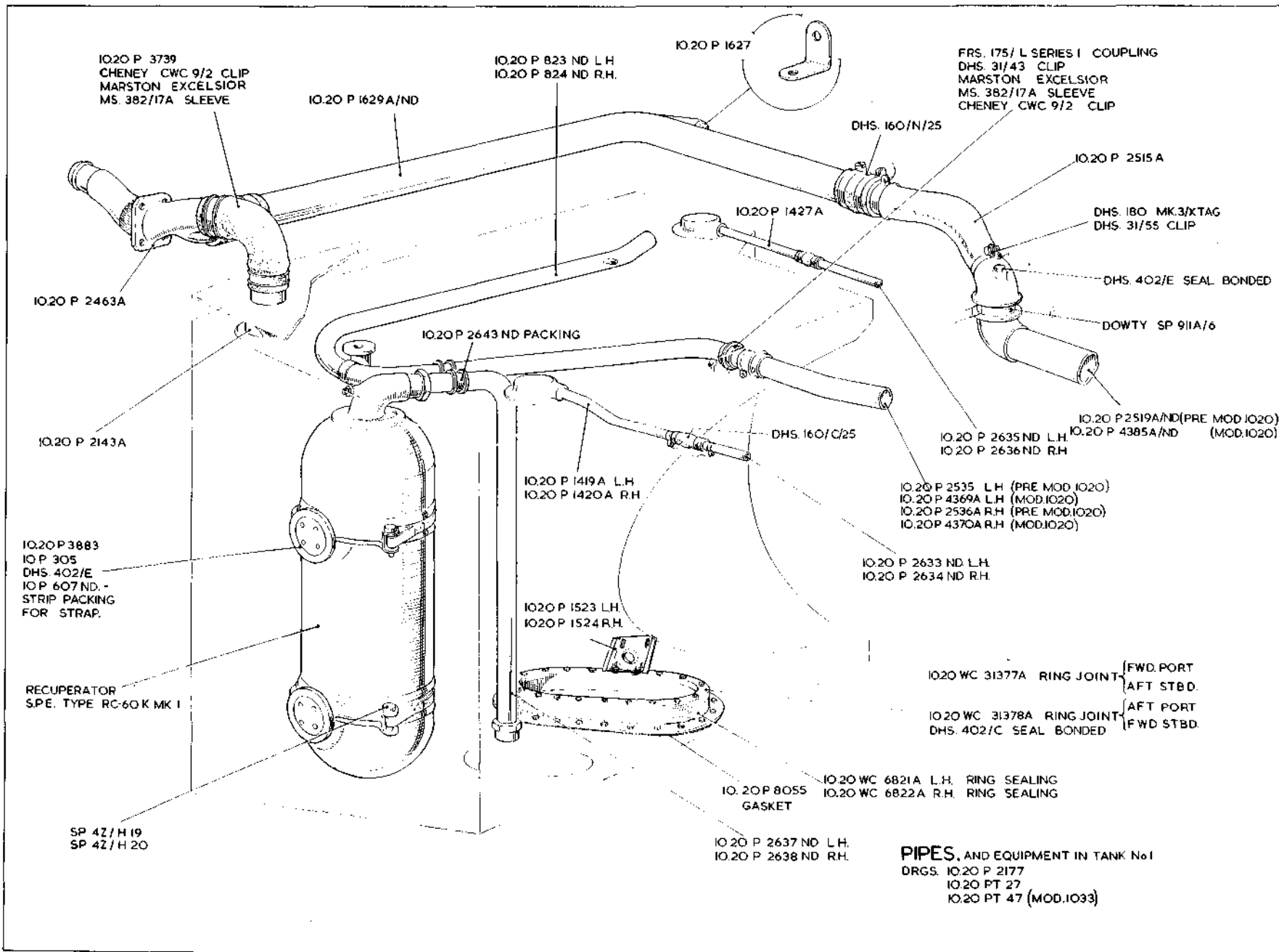
QJ.10

[AL10]

QJ.12

**SERVICES**  
**FUEL SYSTEM IN WING**  
**CENTRE SECTION**

RESTRICTED



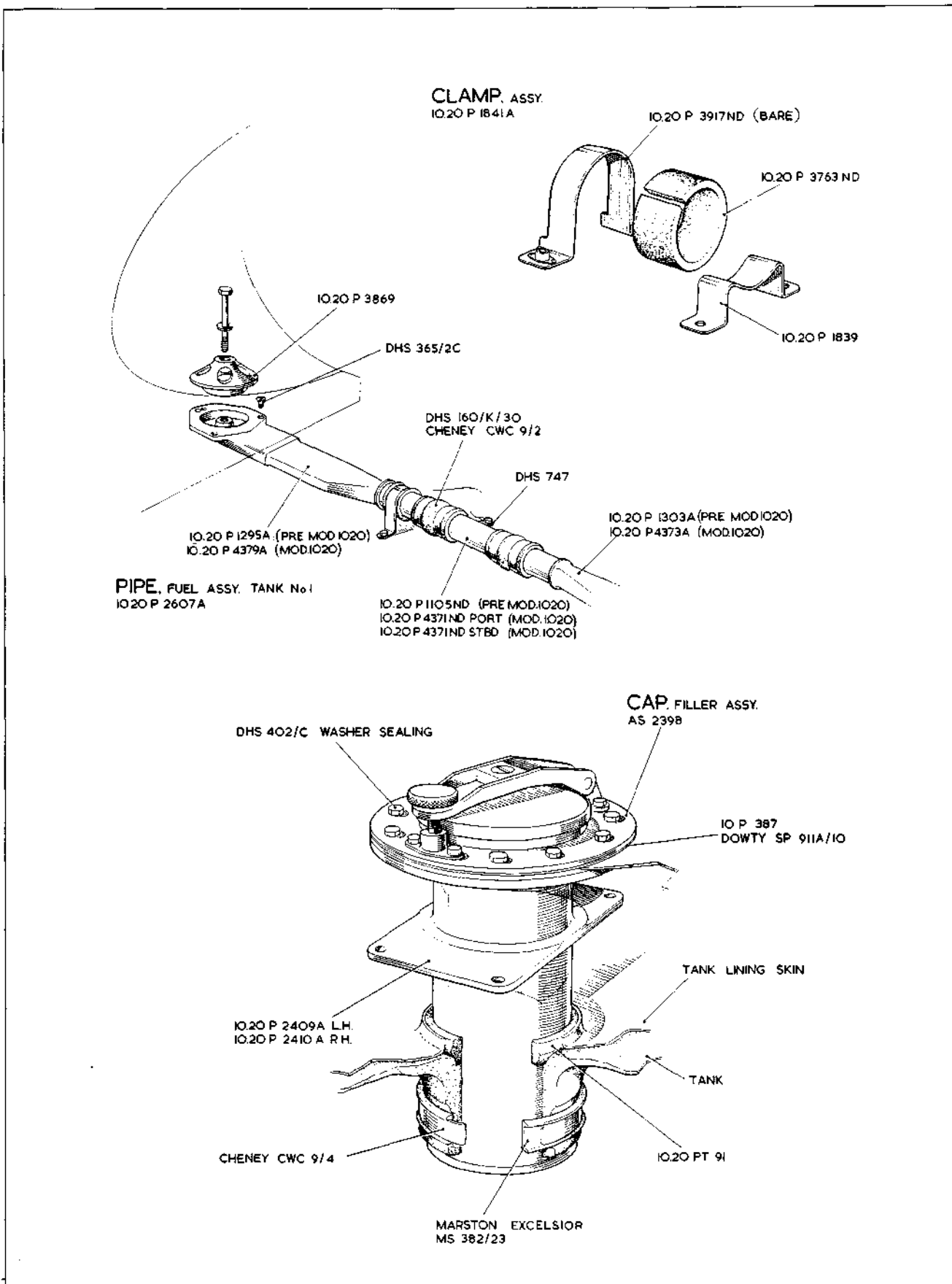
See Vixen Mk. I

RESTRICTED

Place QJ12

QJ.12

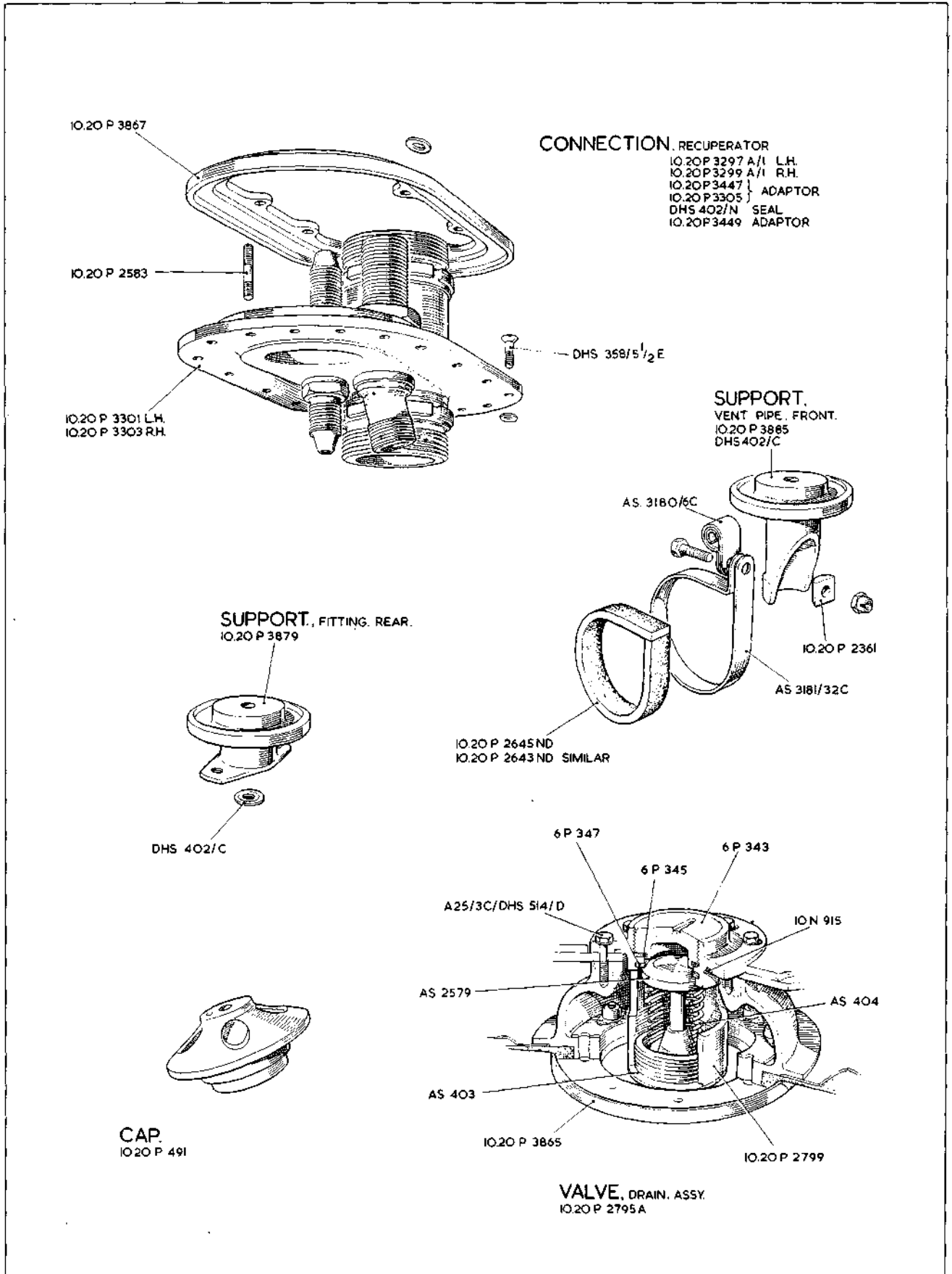
[ALL 38]



QJ.13

**SERVICES  
FUEL SYSTEM IN WING  
CENTRE SECTION**

QJ.13  
[ALSI]

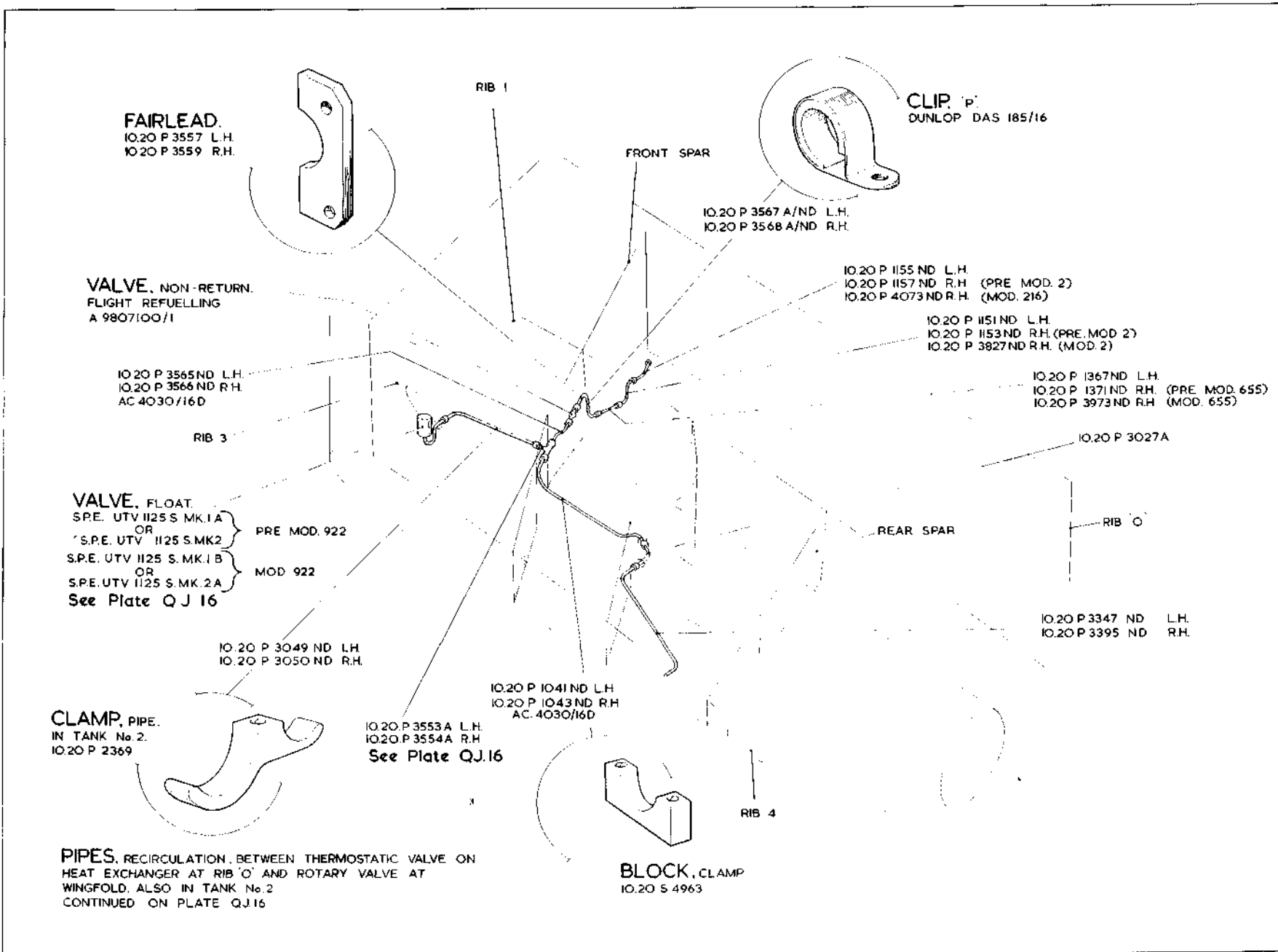


QJ.14

**SERVICES  
FUEL SYSTEM IN WING  
CENTRE SECTION**

QJ.14

[A.L.19]



**FAIRLEAD.**  
 IO.20 P 3557 L.H.  
 IO.20 P 3559 R.H.

**CLIP, P.**  
 DUNLOP DAS 185/16

IO.20 P 3567 A/ND L.H.  
 IO.20 P 3568 A/ND R.H.

**VALVE, NON-RETURN.**  
 FLIGHT REFUELLING  
 A 9807100/1

IO.20 P 1155 ND L.H.  
 IO.20 P 1157 ND R.H. (PRE MOD. 2)  
 IO.20 P 4073 ND R.H. (MOD. 216)

IO.20 P 3565 ND L.H.  
 IO.20 P 3566 ND R.H.  
 AC 4030/16D

IO.20 P 1151 ND L.H.  
 IO.20 P 1153 ND R.H. (PRE. MOD 2)  
 IO.20 P 3827 ND R.H. (MOD. 2)

IO.20 P 1367 ND L.H.  
 IO.20 P 1371 ND R.H. (PRE MOD. 655)  
 IO.20 P 3973 ND R.H. (MOD. 655)

**VALVE, FLOAT.**  
 S.P.E. UTV 1125 S. MK.1 A  
 OR  
 S.P.E. UTV 1125 S. MK.2  
 S.P.E. UTV 1125 S. MK.1 B  
 OR  
 S.P.E. UTV 1125 S. MK.2 A  
 See Plate Q J 16

PRE MOD. 922

MOD 922

IO.20 P 3027A

IO.20 P 3049 ND L.H.  
 IO.20 P 3050 ND R.H.

IO.20 P 3347 ND L.H.  
 IO.20 P 3395 ND R.H.

**CLAMP, PIPE.**  
 IN TANK No. 2.  
 IO.20 P 2369

IO.20 P 3553 A L.H.  
 IO.20 P 3554 A R.H.  
 See Plate QJ.16

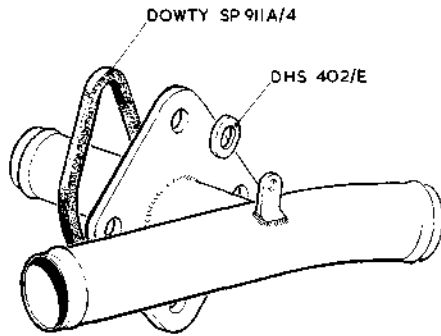
IO.20 P 1041 ND L.H.  
 IO.20 P 1043 ND R.H.  
 AC. 4030/16D

**BLOCK, CLAMP**  
 IO.20 S 4963

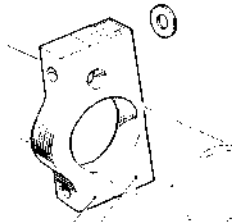
**PIPES, RECIRCULATION, BETWEEN THERMOSTATIC VALVE ON HEAT EXCHANGER AT RIB 'O' AND ROTARY VALVE AT WINGFOLD. ALSO IN TANK No. 2**  
 CONTINUED ON PLATE QJ.16

**QJ.15 SERVICES FUEL SYSTEM IN WING CENTRE SECTION**

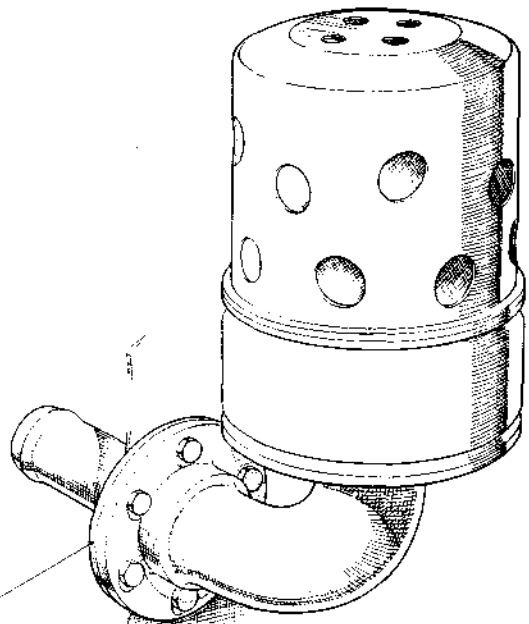
RESTRICTED



**JUNCTION, PIPE**  
 IO.20 P 3553A L.H.  
 IO.20 P 3554A R.H.

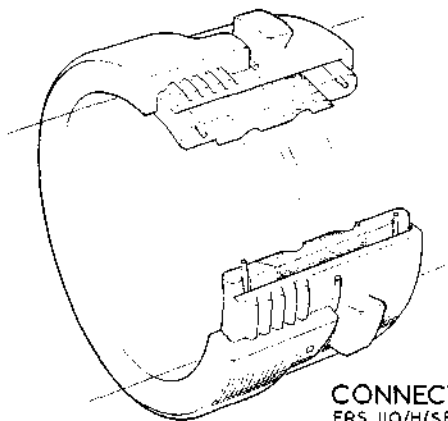


**BLOCKS, CLAMP**  
 IO.20 S 9825 L.H.  
 IO.20 S 9826 R.H.  
 IO.20 S 9827 L.H.  
 IO.20 S 9828 R.H.

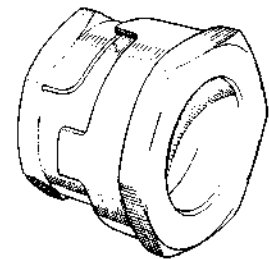


IO.20 P 3037  
 DOWTY SP. 910A/22

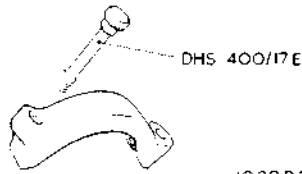
**VALVE FLOAT.**  
 S.P.E. UTV 1125 S.MK.1A } PREMOD 922  
 OR  
 S.P.E. UTV 1125 S.MK.2 }  
 S.P.E. UTV 1125 S.MK.1B } MOD 922  
 OR  
 S.P.E. UTV 1125 S.MK.2A }



**CONNECTOR, PIPE**  
 FRS 110/H/SERIES.I



**CONNECTOR, PIPE**  
 FRS 132/F/SERIES.I



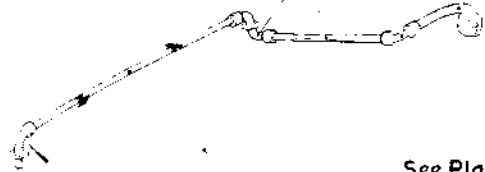
CLAMP, HALF  
DHS 884/6

IO.20 P 2109 LH  
IO.20 P 2110 RH  
See Plate QJ.18.

IO.20 P 1121 A/ND LH  
IO.20 P 1122 A/ND RH  
AC 4030/24D (MOD 2)

COUPLING AVERY HARDOLL  
FC 113 MK 2 LH & RH (PRE MOD 2), RH (MOD 2)  
FC 129 MK 2 LH (MOD 2)  
See Plate QJ.18.

IO.20 P 2117A/ND LH  
IO.20 P 2118A/ND RH



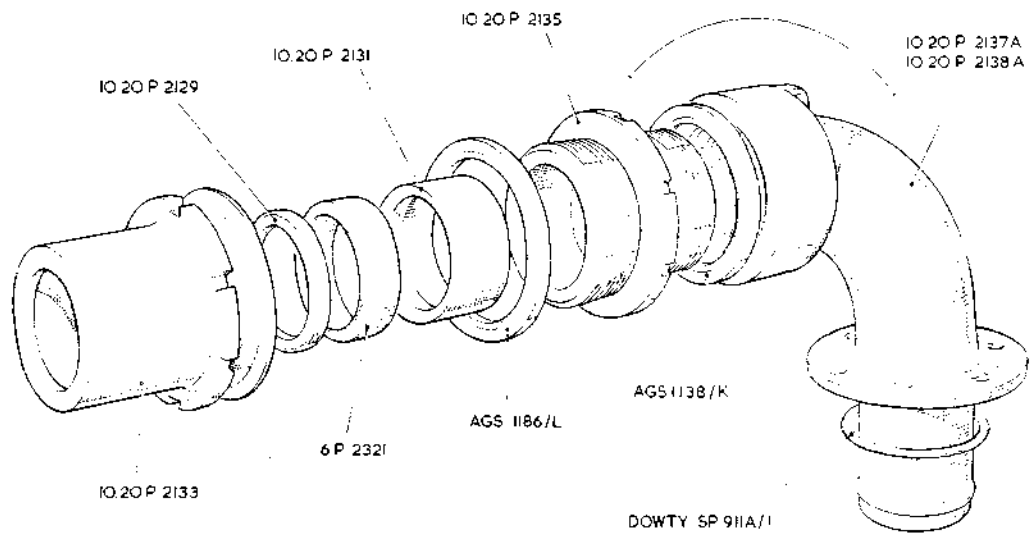
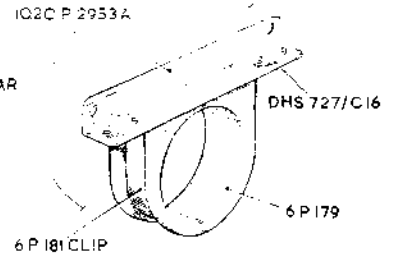
See Plate QJ.18.

PIPES, REFUELLING, FLAP SHROUD  
AND TANK No 2 GROUP  
(DRGS IO.20 P 2113,  
IO.20 P 2119 (PRE MOD 2)  
IO.20 P 1635 (MOD 2)

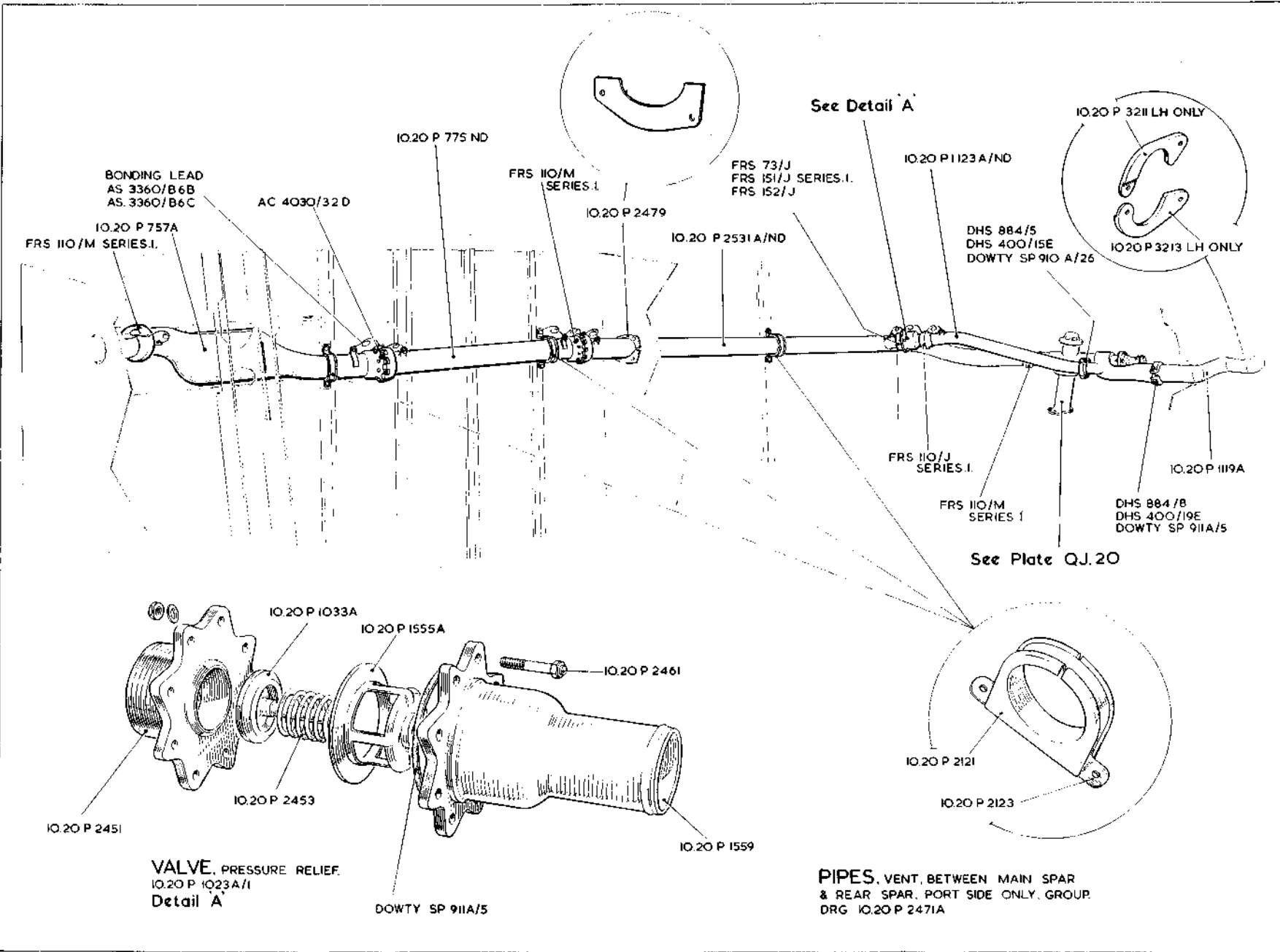
RIB 3

FOR - FRS 110/K/SERIES I  
SP 911A/I  
See Plate QJ.18

MAIN SPAR



ELBOW, FLANGED ASSY.  
AND ADAPTOR RETAINING

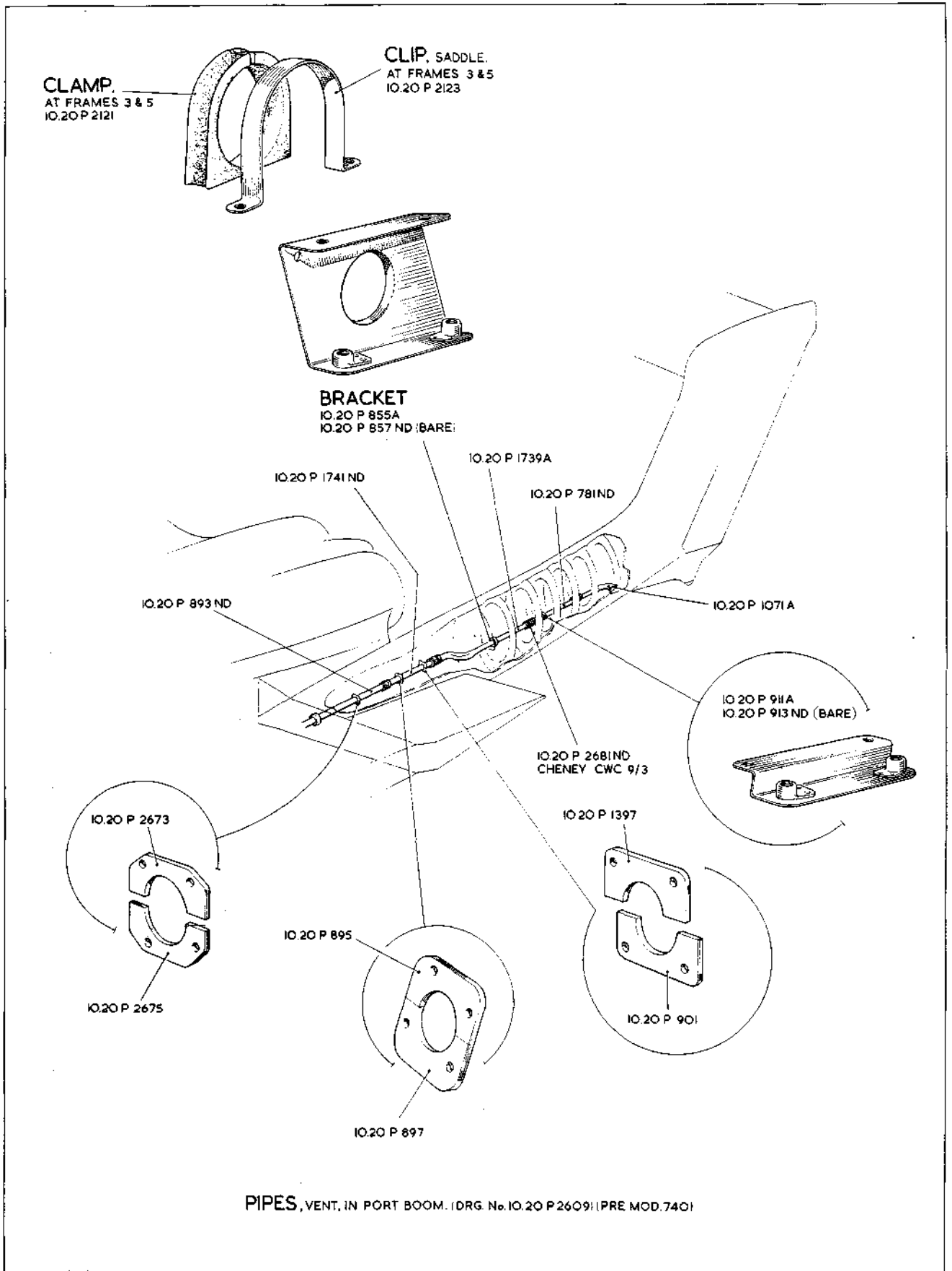


QJ.19

SERVICES  
FUEL SYSTEM IN WING  
CENTRE SECTION

RESTRICTED

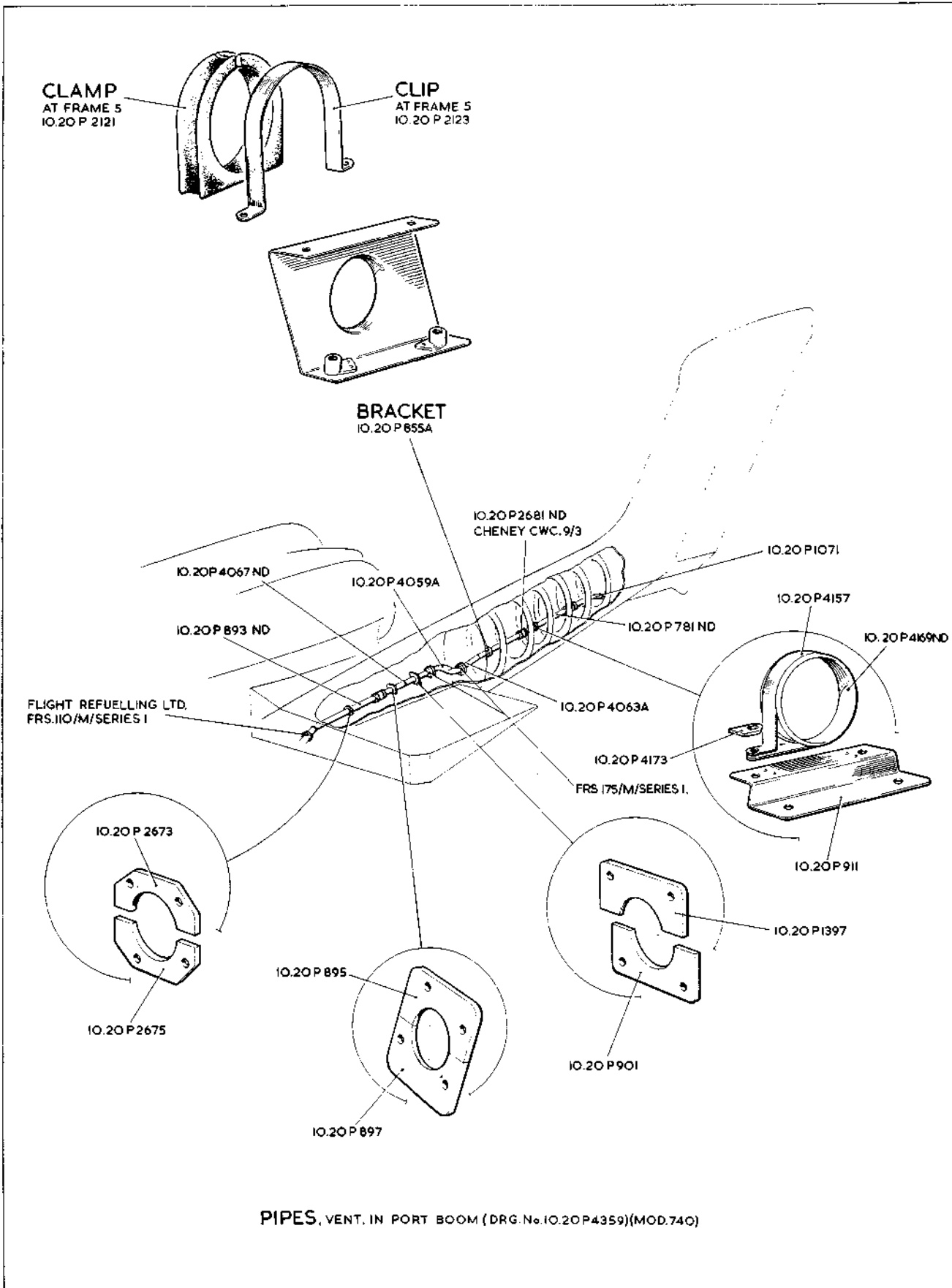
QJ.19  
[Alt. 19]



QJ.21

# SERVICES FUEL SYSTEM IN WING CENTRE SECTION

QJ.21  
[ALSI]



QJ.21A

[AL.64]

**SERVICES  
FUEL SYSTEM IN WING  
CENTRE SECTION**

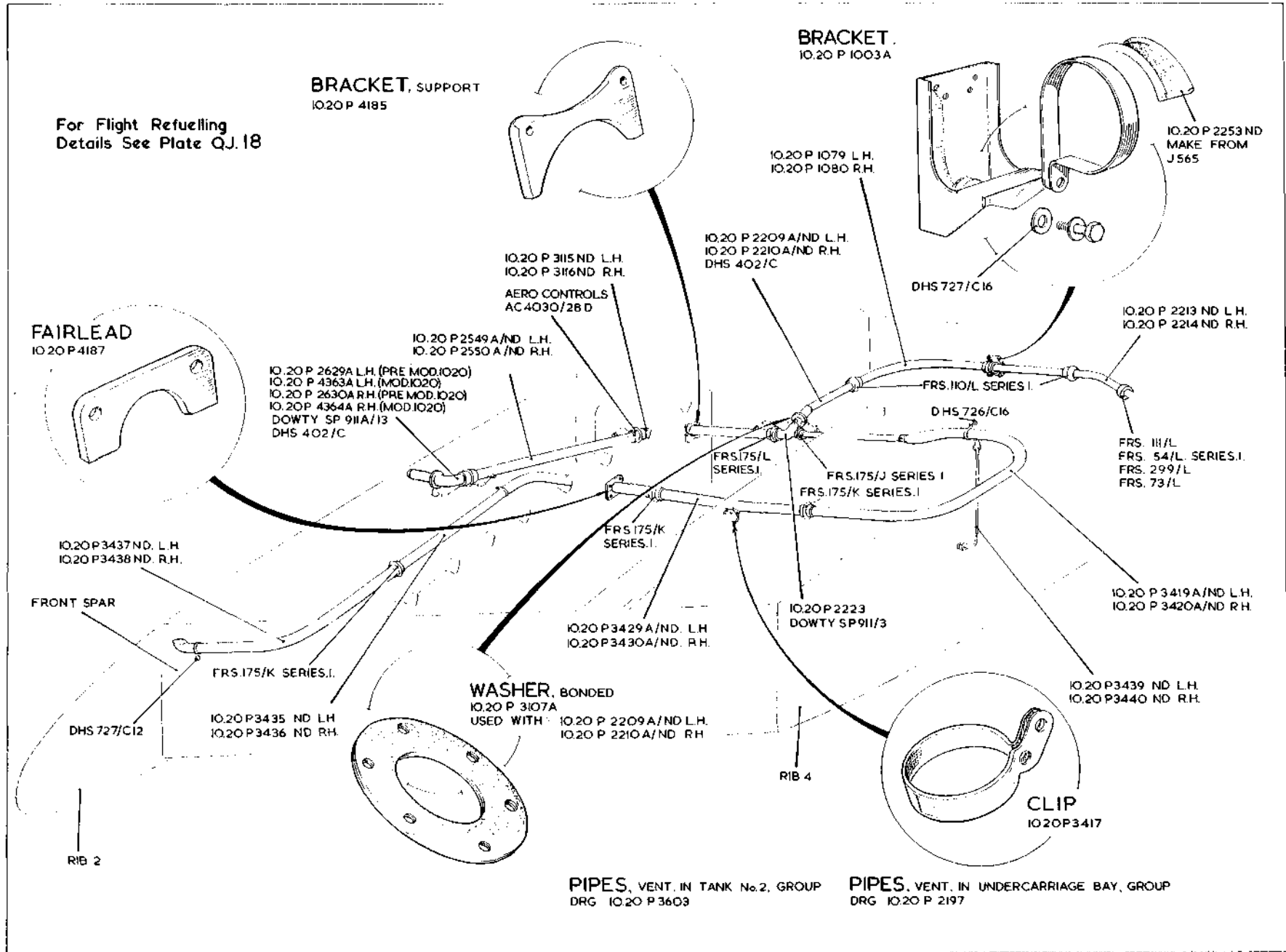
QJ.21A

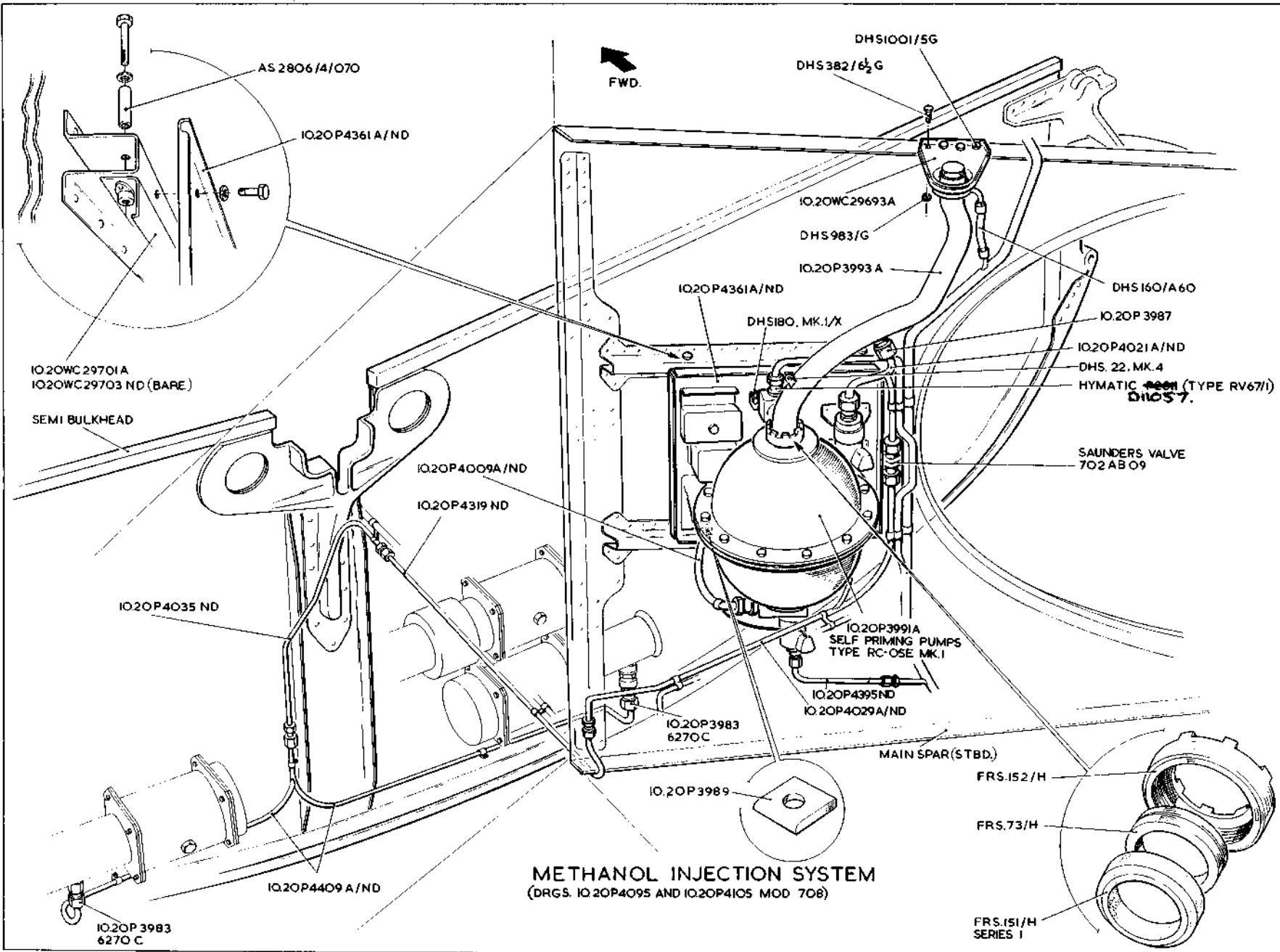
QJ 22

QJ 22  
[AUG 64]

**SERVICES**  
**FUEL SYSTEM IN WING**  
**CENTRE SECTION**

RESTRICTED





METHANOL INJECTION SYSTEM  
(DRGS. IO2OP4095 AND IO2OP4105 MOD 708)

QJ.23

SERVICES  
FUEL SYSTEM IN WING  
CENTRE SECTION

RESTRICTED

QJ.23  
L.S.B.

This file was downloaded  
from the RTFM Library.

Link: [www.scottbouch.com/rtfm](http://www.scottbouch.com/rtfm)

Please see site for usage terms,  
and more aircraft documents.

