

HYDRAULIC INSTALLATION IN FUSELAGE

Ref. No.	Part No.	Description	No. off	Material Specification	Class of Score or L.M	Plate No.
	—	<b>HYDRAULIC INSTALLATION IN FUSELAGE</b> (Drg. No. 10-20 S 10925) NOTE :—The component parts of this installation are arranged in the following groups :— Scanner and Radome Hydraulic equipment forward of front bulkhead Page QQ1 Hydraulic equipment in nosewheel bay and under right hand cockpit floor Page QQ8 Hydraulic equipment on nosewheel undercarriage Page QQ13 Hydraulic equipment under left hand cockpit floor and on front bulkhead, Port Page QQ16 “ Blue ” system, “ Yellow ” system and brake pressure gauges in cockpit Page QQ21 Hydraulic equipment in gun bay Page QQ24 Toe brake flexible hoses on rudder pedals Page QQ35 Fuselage air brake operating jack and flexible hoses Page QQ36	1	—	—	
	—	<b>INSTALLATION OF SCANNER AND RADOME HYDRAULIC EQUIPMENT FORWARD OF FRONT BULK-HEAD</b> (Drg. Nos. 10-20 S 21329, 10-20 FS 4063, 10-20 FS 6921 and 10-20 FS 20879)	1	—	—	
	—	<b>ACCUMULATOR</b> , for radome damper, stn. 58"44 group (Drg. No. 10-20 S 21317) (Mod. 1080)	1	—	—	
27M/1066	10-20 S 21327A/ND LOCKHEED AIR.45150	<b>ACCUMULATOR</b> , assembly ... ..	1	—	—	QQ1
		<b>ACCUMULATOR</b> (For spares see AP. 4515F, Vol. 3, Pt. 1, Sect. 2, Chap. 23)	1	—	P	QQ1
28F/1013401	AGS.1107/A	<b>COUPLING</b> , cone, union, reducing ...	1	—	C	
28F/10666	AGS.1107/D	<b>COUPLING</b> , cone, union, reducing ...	1	—	C	
28F/9428453	AGS.1186/B	<b>SEAL</b> , bonded ... ..	1	—	C	
28F/9429532	AGS.1186/C	<b>SEAL</b> , bonded ... ..	1	—	C	
19346	10-20 S 21473A	<b>BRACKET</b> , mounting, lower, assembly ... Spares for :—	1	—	C	QQ1
	10-20 S 21479ND	<b>BLOCK</b> , seating ... ..	1	LFS.21 or 23	LM	QQ1
	10-20 S 21167ND	<b>STRIP</b> , $\frac{1}{16}$ " thick ... ..	1	DTD.762	LM	QQ1
17871	10-20 S 20927A	<b>BRACKET</b> , mounting, upper, assembly ... Spares for :—	1	—	C	QQ1
	10-20 S 20923ND	<b>BLOCK</b> , seating ... ..	1	LFS.21 or 23	LM	QQ1
	10-20 S 20925ND	<b>STRIP</b> , $\frac{1}{16}$ " thick ... ..	1	DTD.762	LM	QQ1
28S/1007753	A31/C40	<b>SCREW</b> , 2 BA, securing straps ... ..	2	—	C	
	10-20 S 21013A	<b>STRAP</b> , securing, assembly ... ..	3	—	LM	QQ1
	DHS.971	<b>STRAP</b> , bare, 20 SWG ... ..	1	L.72	LM	QQ1
	10-20 S 21011ND	<b>STRIP</b> , 0"-80 wide x $\frac{1}{16}$ " thick ... ..	1	DTD.762	LM	QQ1
	10-20 S 21475A	<b>STRAP</b> , securing, lower, assembly ... ..	1	—	—	QQ1
	DHS.971	<b>STRAP</b> , bare, 20 SWG ... ..	1	L.72	LM	QQ1
	10-20 S 21477ND	<b>STRIP</b> , 0"-80 wide x $\frac{1}{16}$ " thick ... ..	1	DTD.762	LM	QQ1
		Attachments for 10-20 S 21013A, or 10-20 S 21475A, Strap :—				

## SERVICES

## HYDRAULIC INSTALLATION IN FUSELAGE

Ref. No.	Part No.	Description	No. off						Material Specification	Class of Store or L.M	Place No.
			1	2	3	4	5	6			
28P/842	SP.4Y/B16	Pin, shackle						1	—	C	
28P/1007741	SP.9/C8	Pin, split						1	—	C	
28W/9419475	AS.2809/4/085 SP.15/C	Tube, distance, $\frac{1}{8}$ " o/d $\times$ 22 SWG $\times$ 0"-85 long Washer						1	L.62	LM	
17873	DHS.975	<b>TRUNNION</b> , drilled						2	—	C	QQ1
17872	DHS.975 Mk. 2	<b>TRUNNION</b> , threaded						2	—	C	QQ1
	10-20 S 15091A/ND	<b>ACCUMULATOR</b> , secured to nosewheel box, assembly (Mod. 758)						1	—	—	QQ1
27M/746	LOCKHEED AIR.43536	<b>ACCUMULATOR</b> (For spares see AP.4515F, Vol. 3, Pt. 1, Sect. 2, Chap. 23)						1	—	P	QQ1
28N/9128964	AGS.596/A	<b>CAP</b> , dust protection						2	—	C	
28N/11406	AGS.596/D	<b>CAP</b> , dust protection						2	—	C	
9905	10-20 S 11625	<b>COUPLING</b> , banjo body Attachments for 10-20 S 11625, Coupling:—						1	—	C	QQ1
28F/9440885	AGS.1136/D	Bolt, banjo (Mod. 758)						1	—	C	
28F/9428455	AGS.1186/D	Washer, sealing						2	—	C	
28F/8011900	AGS.1129/A	<b>COUPLING</b> , banjo body Attachments for AGS.1129/A, Coupling:—						1	—	C	
28F/9423226	AGS.1135/A	Bolt, banjo						1	—	C	
28F/9428452	AGS.1186/A	Washer, sealing						2	—	C	
	10-20 S 20933A	<b>BLOCK</b> , charging, for radome damper at frame stn. 49"-0, assembly (Mod. 1080)						1	—	—	QQ1
17867	10-20 S 20935	<b>BLOCK</b> , bare						1	—	C	QQ1
28F/1014970	AGS.1104/A	<b>COUPLING</b> , adapter, cone						1	—	C	
28F/8011900	AGS.1129/A	<b>COUPLING</b> , banjo body Attachments for AGS.1129/A, Coupling:—						1	—	C	
28F/16088	AGS.1214/A	Bolt, banjo, cone end						1	—	C	
28F/9428452	AGS.1186/A	Seal, bonded						2	—	C	
28F/9428452	AGS.1186/A	<b>SEAL</b> , bonded						1	—	C	
28F/9428453	AGS.1186/B	<b>SEAL</b> , bonded						1	—	C	
28F/9128952	AGS.1174	<b>SCREW</b> , bleeder						1	—	C	
	HIGH PRESSURE COMPONENTS										
28Y/15486	GYP.A/58 LOCKHEED AIR.10914	<b>VALVE</b> , charging <b>VALVE</b> , Schraeder						1	—	C	QQ1
		Attachments for 10-20 S 20933A, Block:—									
28D/9453970	A25/15C	Bolt, 2 BA						2	—	C	
28M/10288	AGS.2001/C/1	Nut, 2 BA						2	—	C	
28W/9419475	AS.2811/5/020 SP.15/C	Tube, distance, $\frac{1}{8}$ " o/d $\times$ 17 SWG $\times$ 0"-2 long Washer						2	L.62	LM	
	13968	10-20 S 12839	<b>BLOCK</b> , clamp, half, securing radome damper pipe to structure at frame stn. 49"-0 (Mod. 1080)					2	—	C	QQ1
		Attachments for 10-20 S 12839, Blocks (in pairs):—									
28D/7002428	A25/6C	Bolt, 2 BA						2	—	C	
4584	DHS.738/1-4	Strip, capping						1	—	C	QQ1
13964	10-20 S 12829	<b>BLOCK</b> , clamp, half, securing radome damper pipes to structure adjacent to thermal relief valve						2	—	C	QQ1
		Attachments for 10-20 S 12829, Blocks (in pairs):—									
28D/1011019	A25/8C	Bolt, 2 BA						2	—	C	
	DHS.737/-5/1-25	Strip, capping						1	DTD.710	—	QQ1
13967	10-20 S 12835	<b>BLOCK</b> , clamp, half, securing radome damper pipes and charging valve pipe to frame, stn. 58"-44, bottom portion						2	—	C	QQ1
		Attachments for 10-20 S 12835, Blocks (in pairs):—									
28D/7002428	A25/6C	Bolt, 2 BA						2	—	C	
10068	DHS.738/2-1	Strip, capping						1	—	C	QQ1

**SERVICES**

**HYDRAULIC INSTALLATION IN FUSELAGE**

Ref. No.	Part No.	Description	No. off	Material Specification	Class of Score or L.M	Plate No.
13966	10-20 S 12833	<b>BLOCK</b> , clamp, half, securing radome damper pipes and charging valve pipe to R.H. nose-wheel bay sidewall	2	—	C	QQ1
28D/1011019	A25/8C	Attachments for 10-20 S 12833, Blocks (in pairs) :—	2	—	C	
	10-20 S 14711	Bolt, 2 BA	2	—	LM	QQ1
	10-20 S 14713	Strip, capping (Make from standard section J2036 Ref. No. 26FY/13919)	1	—	LM	QQ1
		Strip, capping (Make from standard section J2036 Ref. No. 26FY/13919)	1	—	LM	QQ1
17864	10-20 S 21017	<b>BLOCK</b> , clamp, half, securing radome damper pipes to structure at frame stn. 58"-44 (Mod. 1080)	2	—	C	QQ1
28D/7002428	A25/6C	Attachments for 10-20 S 21017, Blocks (in pairs) :—	2	—	C	
	10-20 S 21159	Bolt, 2 BA	2	—	LM	QQ1
		Strip, capping (Make from standard section J2036, Ref. No. 26FY/13919)	1	—	LM	QQ1
17865	10-20 S 21015	<b>BLOCK</b> , clamp, half, securing radome damper pipes to structure at frame stn. 58"-44 (Mod. 1080)	2	—	C	QQ1
28D/9140645	A25/10C	Attachments for 10-20 S 21015, Blocks (in pairs) :—	3	—	C	
28M/10288	AGS.2001/C/1	Bolt, 2 BA	3	—	C	
	DHS.739/2-1/4-1	Nut, 2 BA	3	—	—	QQ1
		Strip, capping	2	—	—	QQ1
	10-20 S 21161	<b>BLOCK</b> , clamp, half, securing radome damper pipes at frame stn. 58"-44	2	LFS.21, 23 or 26	LM	QQ1
28D/9133013	A25/5C	Attachments for 10-20 S 21161, Blocks (in pairs) :—	2	—	C	
28M/10328	AGS.2002/C/1	Bolt, 2 BA	2	—	C	
	10-20 S 21325ND	Nut, 2 BA	2	—	LM	QQ1
		Packing 2"-50 × 0"-50 × $\frac{3}{16}$ " thick	1	LFS.21, 23 or 26	LM	QQ1
13965	10-20 S 13549	<b>BLOCK</b> , clamp, half, securing scanner and radome jack pressure pipes to starboard fuselage side panel	2	—	C	QQ1
28D/9140645	A25/10C	Attachments for 10-20 S 13549, Blocks (in pairs) :—	2	—	C	
11489	DHS.738/1-86	Bolt, 2 BA	2	—	C	QQ1
		Strip, capping	1	—	C	QQ1
17866	10-20 S 20937	<b>BLOCK</b> , connecting, radome damper pipes at frame stn. 58"-44, group (Mod. 1080)	1	—	—	
		<b>BLOCK</b> , bare	1	—	C	QQ1
		Attachments for 10-20 S 20937, Block :—				
28D/9435710	A25/11C	Bolt, 2 BA	3	—	C	
	AS.2811/5/025	Tube, distance, $\frac{3}{8}$ " o/d × 17 SWG × 0"-25 long	3	L.62	LM	
28W/9419454	SP.10/C	Washer	3	—	C	
28F/1014970	AGS.1104/A	<b>COUPLING</b> , adapter, cone	1	—	C	
		Attachments for AGS.1104/A, Coupling :—				
28F/16088	AGS.1214/A	Bolt, banjo	1	—	C	
28F/9428452	AGS.1186/A	Seal, bonded	2	—	C	
28F/8223	AGS.1130/A	<b>COUPLING</b> , banjo body	1	—	C	
		Attachments for AGS.1130/A, Coupling :—				
28F/12852	AGS.1213/A	Bolt, banjo	1	—	C	
28F/9428452	AGS.1186/A	Seal, bonded	2	—	C	

**SERVICES**  
**HYDRAULIC INSTALLATION IN FUSELAGE**

Ref. No.	Part No.	Description	No. off	Material Specification	Class of Store or L.M	Plate No.
28E/16949	AGS.2080/3	<b>CLIP</b> , "P," pipes to accumulator, radome damper (Mod. 1080)	2	—	C	
28D/1008149	A25/2B	Attachments for AGS.2080/3, Clip :—				
28M/10327	AGS.2002/B/1	Bolt, 4 BA	1	—	C	
28W/9419465	SP.13/B	Nut, 4 BA	1	—	C	
		Washer	1	—	C	
28F/9441095	AGS.1236/A	<b>CONE</b> , cap, blanking, at connection on Purolator Filter (AGS.1159/A)	1	—	C	
28F/11018	AGS.1159/B	<b>CONE</b> , cap, blanking, scanner selector valve, 4-way and 3-way couplings at inter-connection of " Red Return " pipes	3	—	C	
6481	10-20 S 1937	<b>COUPLING</b> , cone-tee, at inter-connection of " Red Pressure " return pipes from scanner and scanner by-pass valve, pipe code Nos. 215, 216 and 217	1	—	C	QQ1
28F/9463543	AGS.1120/1	<b>COUPLING</b> , cone-tee, at inter-connection of " Red Return " pipes from control valve and windscreen wiper motor (Mod. 346)	1	—	C	
28F/9463543	AGS.1120/1	<b>COUPLING</b> , cone-tee, at inter-connection of " Red Return " pipes, code Nos. 17 and 23	1	—	C	
28F/9440881	AGS.1118/A	<b>COUPLING</b> , cone-tee, at inter-connection of pipes, radome damper at frame stn. 58" 44 pipe, code Nos. 509, 510, 512 and 507, 508, 511	2	—	C	
15635	10-20 S 13293	<b>COUPLING</b> , four-way piece, at inter-connection of " Red Return " pipes from scanner, and " Red Return " pipe to heat exchanger, pipe code Nos. 12, 13, 23 and 260 (Mod. 346)	1	—	C	QQ1
27BA/8760	AVERY AVA.57C	<b>COUPLING</b> , union, half, at connector of " Red Pressure " hose to scanner	1	—	C	QQ1
27BA/8767	AVERY AVA.62C	Attachments for AVA.57C, Coupling :—				
		Nut, union	1	—	C	QQ1
	10-20 S 11055A/ND	<b>FILTER</b> , Purolator, secured to nosewheel box, assembly	1	—	—	QQ2
9907	10-20 S 7485	<b>COUPLING</b> , banjo body	1	—	C	QQ2
		Attachments for 10-20 S 7485, Coupling :—				
28F/16089	AGS.1214/D	Bolt, banjo	1	—	C	
28F/9428455	AGS.1186/D	Seal, bonded	2	—	C	
11059	10-20 S 12361	<b>COUPLING</b> , cone adapter	1	—	C	QQ2
27M/964	LOCKHEED MFHA.31703	<b>FILTER</b> (For spares see AP.4515F, Vol. 3, Pt. 1, Sect. 2, Chap. 23)	1	—	P	QQ2
28F/9428455	AGS.1186/D	<b>SEAL</b> , bonded	1	—	C	
9150	10-20 S 11657	<b>HOSE</b> , flexible, " Red Pressure," between scanner and reducing union at RPT unit mounting bracket	1	—	C	QQ1
9149	10-20 S 11659	<b>HOSE</b> , flexible, " Red Return," between scanner and reducing union at RPT unit mounting bracket	1	—	C	QQ1
	10-20 FS 11067A/ND	<b>JACK</b> , radome operating, assembly	1	—	—	QQ1

SERVICES

HYDRAULIC INSTALLATION IN FUSELAGE

Ref. No.	Part No.	Description	No. off	Material Specification	Class of Store or L.M	Plate No.
28F/1014970	AGS.1104/A	<b>COUPLING</b> , cone adapter ... ..	2	—	C	
27M/767	LOCKHEED AIR.43202	<b>JACK</b> (For spares see AP.4515F, Vol. 3, Pt. 1, Sect. 2, Chap. 23)	1	—	P	QQ1
28F/9428452	AGS.1186/A	<b>SEAL</b> , bonded ... ..	2	—	C	
28D/1212335	A60/22E	Attachments for 10-20 F5 11067A/ND, Jack :—				
28M/1011467	A27/ES	Bolt, 1/4" BSF ... ..	2	—	C	
28P/9527619	SP.90/C7	Nut, 1/4" BSF ... ..	2	—	C	
28W/9419405	SP.15/E	Pin, split (SP.9/C8) ... ..	2	—	C	
28W/9418920	SP.10/C	Washer ... ..	2	—	C	
28F/9708189	AGS.1170/A	<b>NIPPLE</b> , pipe, at inter-connection of pipes, code Nos. 218 and 219	2	—	C	
28F/19141	AGS.2120/D	<b>NIPPLE</b> , pipe, at inter-connection of pipe, code No. 238 (Mod. 758) (AGS.1170/D)	1	—	C	
28F/10772	AGS.1170/E	<b>NIPPLE</b> , pipe, at connection of pipe, code No. 13	1	—	C	
28F/9439897	AGS.1142/E	<b>NIPPLE</b> , pipe, at connection of pipe, code No. 13	1	—	C	
	10-20 S 10767ND	<b>PIPE</b> , code No. 12, "Red Pressure," between accumulator and combined charging valve and pressure gauge	1	—	PC	QQ1
	9896	<b>PIPE</b> , code No. 13, "Red Return," to heat exchanger from four-way coupling to 1st joint below steering jack	1	—	C	QQ1
		Attachments for 10-20 S 10771ND, Pipe :—				
28E/9128270	AGS.2080/10	Clip, "P" ... ..	1	—	C	
28W/9419465	SP.13/B	Washer ... ..	1	—	C	
	10-20 S 11579ND	<b>PIPE</b> , code No. 17, "Red Return," from accumulator, from thermal relief valve to cone-tee coupling	1	—	PC	QQ1
	10-20 S 11577ND	<b>PIPE</b> , code No. 188, "Red Return," from accumulator to thermal relief valve	1	—	PC	QQ1
	10-20 S 13515ND	<b>PIPE</b> , code No. 215, "Red Return," from scanner, from cone-tee coupling to scanner by-pass valve	1	—	PC	QQ1
	13596	<b>PIPE</b> , code No. 216, "Red Return," from scanner, from cone-tee coupling to non-return valve	1	—	C	QQ1
	13595	<b>PIPE</b> , code No. 217, "Red Return," from scanner, from reducing union at RPT unit mounting bracket to cone-tee coupling	1	—	C	QQ1
	10-20 S 14939ND	<b>PIPE</b> , code No. 238, "Red Return," between coupling and flexible pipe to scanner (Mod. 758)	1	—	PC	QQ1
	12061	<b>PIPE</b> , code No. 238, "Red Pressure," between scanner selector valve and coupling (Mod. 758)	1	—	C	QQ1
	10-20 S 14933ND	<b>PIPE</b> , code No. 239, "Red Pressure," between scanner selector valve and accumulator (Mod. 758)	1	—	PC	QQ1
	10-20 S 14935ND	<b>PIPE</b> , code No. 240, "Red Pressure," between scanner by-pass valve and cone-tee coupling (Mod. 758)	1	—	PC	QQ1
	10-20 S 14937ND	<b>PIPE</b> , code No. 241, "Red Pressure," between scanner by-pass valve and filter	1	—	PC	QQ1
	12062	<b>PIPE</b> , code No. 260, "Red Return," from scanner, from non-return valve to 4-way coupling	1	—	C	QQ1
		Attachments for 10-20 S 12669ND, Pipe :—				
28D/1010658	A25/1B	Bolt, 4 BA ... ..	1	—	C	
28E/17275	AGS.2080/8	Clip, "P" ... ..	1	—	C	
28W/9419474	SP.15/B	Washer ... ..	1	—	C	

SERVICES

HYDRAULIC INSTALLATION IN FUSELAGE

Ref. No.	Part No.	Description						No. off	Material Specification	Class of Store or L.M.	Place No.
		1	2	3	4	5	6				
	10-20 S 20943ND	PIPE, code No. 500, radome damper, accumulator to charging block (Mod. 1080)						1	—	PC	QQ1
	10-20 S 20945ND	PIPE, code No. 501, radome damper, accumulator to charging block (Mod. 1080)						1	—	PC	QQ1
28D/9133011	A25/2C	Attachments for 10-20 S 20945ND, Pipe :—									
28E/16949	AGS.2080/3	Bolt, 2 BA						3	—	C	
28M/10288	AGS.2001/C/1	Clip, " P "						3	—	C	
28W/9419402	SP.13/C	Nut, 2 BA						3	—	C	
		Washer						3	—	C	
	10-20 S 20947ND	PIPE, code No. 502, radome damper, charging block to connecting block (Mod. 1080)						1	—	PC	QQ1
	10-20 S 20963ND	PIPE, code No. 503, radome damper connecting block to relief valve (Mod. 1080)						1	—	PC	QQ1
	10-20 S 20959ND	PIPE, code No. 504, radome damper connecting block to non-return valve (Mod. 1080)						1	—	PC	QQ1
	10-20 S 20953ND	PIPE, code No. 505, radome damper connecting block to non-return valve (Mod. 1080)						1	—	PC	QQ1
	10-20 S 20951ND	PIPE, code No. 506, radome damper relief valve to connecting block (Mod. 1080)						1	—	PC	QQ1
	10-20 S 20961ND	PIPE, code No. 507, radome damper relief valve to tee pipe coupling (Mod. 1080)						1	—	PC	QQ1
	10-20 S 20957ND	PIPE, code No. 508, radome damper, non-return valve to tee pipe coupling (Mod. 1080)						1	—	PC	QQ1
	10-20 S 20955ND	PIPE, code No. 509, radome damper tee pipe coupling to non-return valve (Mod. 1080)						1	—	PC	QQ1
	10-20 S 20949ND	PIPE, code No. 510, radome damper tee pipe coupling to relief valve (Mod. 1080)						1	—	PC	QQ1
	—	PIPES, code No. 511, radome damper to tee pipe coupling, group (Mod. 1080)						1	—	—	
	10-20 S 10775ND	PIPE, damper to first joint						1	—	PC	QQ1
	10-20 S 20975ND	PIPES, first joint to tee pipe coupling						1	—	PC	QQ1
	—	PIPES, code No. 512, radome damper to tee pipe coupling, group (Mod. 1080)						1	—	—	
	10-20 S 10777ND	PIPE, damper to first joint						1	—	PC	QQ1
	10-20 S 20973ND	PIPE, first joint to tee pipe coupling						1	—	PC	QQ1
	10-20 S 12667ND	SECTION, rubber, " Burley," 1/2" dia., protecting " Red Pressure " pipe to Purolator filter and " Red Return " pipe at attachment member for cover, forward end of Starboard rocket pack (Make from Ref. No. 32C/600)						QR	—	LM	QQ1
28F/8011819	AGS.904/B	SLEEVE, outer, scanner selector valve and 4-way coupling at inter-connection of " Red Return " pipes						2	—	C	
	—	STRAP, Purolator filter mounting, secured to bracket at nose wheel box casting, group						1	—	—	
28U/9482591	AS.2426	SCREW, clamping						1	—	C	
	10-20 S 7367A	STRAP, lower, assembly						1	—	—	QQ2
	10-20 S 7441ND	LINING, 1"-12 wide x 1/16" thick						1	DTD.762	LM	QQ2
	10-20 S 7371ND	STRAP, bare, 22 SWG						1	L.72	LM	QQ2
	10-20 S 7369A	STRAP, upper, assembly						1	—	—	QQ2
	10-20 S 7439ND	LINING, 1"-12 wide x 1/16" thick						1	DTD.762	LM	QQ2
	10-20 S 7373ND	STRAP, bare, 22 SWG						1	L.72	LM	QQ2
	10-20 S 7363	TRUNNION, upper strap						1	S.93	LM	QQ2
	10-20 S 7365	TRUNNION, lower strap						1	S.93	LM	QQ2
		Attachments for Strap, group :—									
28P/1041	SP.4Y/D19	Pin, shackle, 1/2" dia.						2	—	C	
28P/9486478	SP.90/C5	Pin, split (SP.9/C6)						2	—	C	
28W/9418921	SP.13/E	Washer						2	—	C	

SERVICES

HYDRAULIC INSTALLATION IN FUSELAGE

Ref. No.	Part No.	Description	No. off	Material Specification	Class of Score or L.M.	Plate No.
27BA/8763	AVERY AVA.59C	<b>STUD</b> , half, coupling, at connection of " Red Return " hose to scanner	1	—	C	QQ1
9890	10-20 S 3807	<b>UNION</b> , reducing, attached to Resonator Performance testing unit mounting bracket at interconnection of " Red Pressure " pipes to scanner	1	—	C	QQ1
28F/1011895	AGS.1148/D	Attachments for 10-20 S 3807, Union :— Nut, 1/2" BSP	1	—	C	
11536	10-20 S 12043	<b>UNION</b> , reducing, attached to Resonator Performance testing unit mounting bracket at inter-connection of " Red Return " pipes from scanner	1	—	C	QQ1
28F/1013602	AGS.1148/E	Attachments for 10-20 S 12043, Union :— Nut, 3/8" BSP	1	—	C	
28F/9439533	10-20 FS 8447A/ND AGS.1129/B	<b>VALVE</b> , by-pass scanner, assembly	1	—	—	QQ1
12077	10-20 S 12679	<b>COUPLING</b> , banjo body	1	—	C	
28F/9428453	AGS.1186/B	Attachments for AGS.1129/B, Coupling :— Bolt, banjo, cone ended	1	—	C	QQ1
28F/8011808	AGS.1104/D	Seal, bonded	2	—	C	
27M/781	LOCKHEED AIR.43522	<b>COUPLING</b> , cone adapter	2	—	C	
28F/9428455	AGS.1186/D	<b>VALVE</b> , by-pass (For spares see AP.4515F, Vol. 3, Pt. 1, Sect. 2, Chap. 23)	1	—	P	QQ1
28D/9133012	A25/3C	<b>SEAL</b> , bonded	2	—	C	
28W/9419475	SP.15/C	Attachments for 10-20 FS 8447A/ND, Valve :— Bolt, 2 BA	4	—	C	
	10-20 S 11417A	Washer	4	—	C	
28M/10811	LOCKHEED AIR.63678	<b>VALVE</b> , ground charging, complete with pressure gauge, assembly	1	—	—	QQ2
9908	10-20 S 9661	<b>ADAPTER</b> , gauge	1	—	C	QQ2
28N/9128964	AGS.596/A	<b>ADAPTER</b> , cone reducing	1	—	C	QQ2
27M/—	LOCKHEED AIR.65392	<b>CAP</b> , dust protection	1	—	C	
	OR	<b>GAUGE</b> , pressure, 0-4000 P.S.I.	1	—	—	QQ2
27M/—	LOCKHEED AIR.103092	<b>GAUGE</b> , pressure, 0-4000 P.S.I.	1	—	—	QQ2
	OR	<b>GAUGE</b> , pressure, 0-4000 P.S.I.	1	—	P	QQ2
27M/815	LOCKHEED AIR.102746	Attachments for AIR.65392, AIR.103092 or AIR.102746, Gauge :—	1	—	—	
28F/9584	AGS.1148/B	Nut, 1/2" BSP	1	—	C	
27M/7743	LOCKHEED AIR.34508	<b>PLATE</b> , locking, charging valve	1	—	C	QQ2
28S/9131779	A31/C8	Attachments for AIR.34508, Plate :—				
28W/9416643	SP.47/C	Screw, 2 BA	1	—	C	
		Washer, spring	1	—	C	
28R/9719126	AGS.566/B	<b>PLUG</b> , blanking	2	—	C	
28F/9428453	AGS.1186/B	<b>SEAL</b> , bonded, under charging valve	1	—	C	
27M/8320	LOCKHEED ADS.409/4	<b>SEAL</b> , internal, gauge	1	—	C	QQ2
	HIGH PRESSURE COMPONENTS					
28Y/15486	LTD. GYP.A/58	<b>VALVE</b> , charging, Mk. 2	1	—	C	QQ2
28F/8014021	AGS.1138/B	<b>WASHER</b> , jointing, under blanking plugs and cone adapter	3	—	C	

SERVICES

HYDRAULIC INSTALLATION IN FUSELAGE

Ref. No.	Part No.	Description	No. of						Material Specification	Class of Store or L.M.	Plate No.
			1	2	3	4	5	6			
28D/9436920 28W/9419475	A25/1C SP.15/C	Attachments for 10-20 S 11417A, Valve :— Bolt, 2 BA ... .. Washer ... ..							— —	C C	
27Q/1105	DOWTY 5240Y	<b>VALVE</b> , non-return, 1/2" BSP, located in "Red Pressure" return line from scanner at inter-connection of pipes code Nos. 206 and 216 (For spares see AP.4515B, Vol. 3, Pt. 1, Sect. 2, Chap. 22)							—	P	QQ1
27Q/1539	DOWTY D-5213/Y	<b>VALVE</b> , non-return, in pressure pipes to radome damper, code Nos. 505 and 509, 504 and 508 (Mod. 1080)							—	P	QQ1
17869	10-20 S 20941	<b>VALVE</b> , relief, radome damper, at inter-connection of pipes code Nos. 503 and 507, 1,000 P.S.I. (Mod. 1080)							—	P	QQ1
17868	10-20 S 20939	<b>VALVE</b> , relief, radome damper, at inter-connection of pipes code Nos. 506 and 510, 500 P.S.I. (Mod. 1080)							—	P	QQ1
—	—	<b>VALVE</b> , selector, scanner, group ... .. (Drg. No. 10-20 S 3799)							—	—	
28F/8011808	AGS.1104/D	<b>COUPLING</b> , cone adapter ... ..							—	C	
28F/9428455	AGS.1186/D	<b>SEAL</b> , bonded ... ..							—	C	
27BM/333	C.1012 Mk. 1 OR BRITISH MESSIER	<b>VALVE</b> , selector ... ..							—	P	QQ1
27BM/—	C.1011 Mk. 1	<b>VALVE</b> , selector ... .. Attachments for C.1012 Mk. 1 or C.1011 Mk. 1, Valve :—							—	—	QQ1
28D/9140647 28W/9419475	A25/14C SP.15/C	Bolt, 2 BA ... .. Washer ... ..							— —	C C	
6776	AS.4550	<b>VALVE</b> , thermal relief, located in accumulator "Red Return" line at inter-connection of pipes code Nos. 17 and 188, assembly							—	C	QQ1 QQ2
28N/9128964	AS.4551 AS.4552 AGS.596/A AS.3357	<b>BODY</b> ... .. <b>CAP</b> , valve ... .. <b>CAP</b> , dust protection ... .. <b>GASKET</b> ... ..							S.95 S.95 — Com.	— — C —	QQ2 QQ2 — QQ2
	AS.4553 AS.3356 AS.4555 AS.3353 AS.4554	<b>PLUNGER</b> ... .. <b>RETAINER</b> , spring ... .. <b>SHIM</b> ... .. <b>SLEEVE</b> ... .. <b>SPRING</b> ... ..							S.82 S.1 — S.82 DTD.239	— — — — —	QQ2 QQ2 QQ2 QQ2 QQ2
—	—	<b>INSTALLATION OF HYDRAULIC EQUIPMENT IN NOSEWHEEL BAY AND UNDER RIGHT HAND COCKPIT FLOOR</b> (Drg. Nos. 10-20 S 10499 and 10-20 S 10525)							—	—	
13241	10-20 S 12495	<b>BLOCK</b> , adapter, complete with couplings, nose-wheel undercarriage declutching valve pipes, on nosewheel bay wall, Starboard, assembly (Mod. 165)							—	—	QQ4
28F/9439102	AGS.1105/B	<b>BLOCK</b> , adapter ... ..							—	C	QQ4
28F/8011809	AGS.1104/B	<b>COUPLING</b> , union body ... ..							—	C	
28F/9428453	AGS.1186/B	<b>COUPLING</b> , cone adapter ... .. <b>SEAL</b> , bonded ... ..							— —	C C	

**SERVICES**

**HYDRAULIC INSTALLATION IN FUSELGE**

Ref. No.	Part No.	Description	No. off	Material Specification	Class of Store or L.M	Plate No.
28D/9140644 28M/10328 28W/9419475	A25/9C	Attachments for 10-20 S 13793A/ND, Block :—				
	AGS.2002/C/1	Bolt, 2 BA	2	—	C	
	SP.15/C	Nut, 2 BA	2	—	C	
	10-20 S 10627	Washer	2	—	C	
		<b>BLOCK</b> , clamp, half, two-pipe, securing scanner "Red Pressure" and "Red Return" pipes under right hand cockpit floor (Used in conjunction with Block, 10-20 S 10629)	2	LFS.21	LM	QQ3
	10-20 S 10629	<b>BLOCK</b> , clamp, half, two-pipe, securing scanner "Red Pressure" and "Red Return" pipes under right hand cockpit floor (Used in conjunction with Block, 10-20 S 10627)	2	LFS.21	LM	QQ3
28D/1007978	AS.1242/7C	Attachments for 10-20 S 10627 or 10-20 S 10629, Blocks (per pair) :—				
	10-20 S 6345	Bolt, 2 BA	2	—	C	
		<b>BLOCK</b> , clamp, half, two-pipe, securing nosewheel undercarriage declutching valve "Green Pressure" and "Green Return" pipes to Starboard nose-wheel bay wall	6	LFS.21	LM	QQ4
28D/1010030 28W/9419475	A25/7C	Attachments for 10-20 S 6345, Block (per pair) :—				
	SP.15/C	Bolt, 2 BA	2	—	C	
	12052	Washer	2	—	C	
	10-20 S 12543	<b>BLOCK</b> , clamp, half, two-pipe, securing starboard rocket pack jack "Green Pressure" pipes at gun beam under right hand cockpit floor (Used in conjunction with Block 10-20 S 12545)	1	—	C	QQ3
	12053	<b>BLOCK</b> , clamp, half, two-pipe, securing Starboard rocket pack jack "Green Pressure" pipes at gun beam under right hand cockpit floor (Used in conjunction with Block, 10-20 S 12543)	1	—	C	QQ3
28D/9133012 28M/10288 28W/9419475	A25/3C	Attachments for 10-20 S 12543 and 10-20 S 12545, Blocks (per pair) :—				
	AGS.2001/C/1	Bolt, 2 BA	4	—	C	
	SP.15/C	Nut, 2 BA	4	—	C	
	10-20 S 10625	Washer	4	—	C	
		<b>BLOCK</b> , clamp, half, three-pipe, securing scanner "Red Pressure" and "Red Return" pipes, and rocket pack Jack "Green Pressure" pipe under right hand cockpit floor	2	LFS.21	LM	QQ3
28D/9140644	A25/9C	Attachments for 10-20 S 10625, Block (per pair) :—				
		Bolt, 2 BA	2	—	C	

SERVICES

HYDRAULIC INSTALLATION IN FUSELAGE

Ref. No.	Part No.	Description	No off	Material Specification	Class of Store or L.M	Plate No.
	10-20 S 6341	<b>BLOCK</b> , clamp, half, three-pipe, securing nosewheel undercarriage retraction jack pipes to Port nosewheel bay wall at forward and central fixings (Used in conjunction with Block, 10-20 S 10645)	2	LFS.21	LM	QQ4
	10-20 S 10645	<b>BLOCK</b> , clamp, half, three-pipe, securing nosewheel undercarriage retraction jack pipes to Port nosewheel bay wall at forward and central fixings (Used in conjunction with Block 10-20 S 6341) Attachments: for 10-20 S 6341 and 10-20 S 10645, Blocks (per pair) :-	2	LFS.21	LM	QQ4
28D/9133013	A25/5C	Bolt, 2 BA	1	—	C	
28D/1010030	A25/7C	Bolt, 2 BA	1	—	C	
28W/9419475	SP.15/C	Washer	2	—	C	
	10-20 S 6341	<b>BLOCK</b> , clamp, half, three-pipe, securing nosewheel undercarriage retraction jack pipes to Port nosewheel bay wall at rear fixing Attachments: for 10-20 S 6341, Blocks (per pair) :-	2	LFS.21	LM	QQ4
28D/9140645	10-20 S 7329	Block, packing	1	LFS.21	LM	QQ4
28W/9419475	A25/10C	Bolt, 2 BA	2	—	C	
	SP.15/C	Washer	2	—	C	
	10-20 S 10623	<b>BLOCK</b> , clamp, half, four-pipe, securing scanner "Red Pressure" and "Red Return" pipes and rocket pack jack "Green Pressure" pipes under right hand cockpit floor Attachments: for 10-20 S 10623, Block (per pair) :-	2	LFS.21	LM	QQ3
28D/9140644	A25/9C	Bolt, 2 BA	2	—	C	
28W/9419475	SP.15/C	Washer	2	—	C	
	10-20 S 7237A/ND	<b>BRACKET</b> , complete with couplings, nosewheel undercarriage retraction jack pipes, on nosewheel bay wall, port, assembly	1	—		QQ4
9919	10-20 S 7091A	<b>BRACKET</b> , assembly	1	—	C	QQ4
9920	10-20 S 7325	<b>COUPLING</b> , union adapter	2	—	C	QQ4
		Attachments for 10-20 S 7325, Coupling :-				
28F/9584	AGS.1148/B	Nut, thin, 1/8" BSP	2	—	C	
28F/8014021	AGS.1138/B	Washer, jointing	3	—	C	
28F/11166	AGS.1147/A	<b>COUPLING</b> , union body	1	—	C	
		Attachments for AGS.1147/A, Coupling :-				
28F/9453689	AGS.1148/A	Nut, thin, 1/8" BSP	1	—	C	
28F/1202394	AGS.1138/A	Washer, jointing	1	—	C	
		Attachments for 10-20 S 7327A/ND, Bracket :-				
28D/9133011	A25/2C	Bolt, 2 BA	2	—	C	
28W/9419402	SP.13/C	Washer	2	—	C	
	DUNLOP					
26FN/1116	DAS.151/08	<b>CLIP</b> , "P" securing scanner "Red Pressure" pipe and rocket pack jack "Green Pressure" pipe under cockpit floor, right hand	2	—	C	QQ3
		<b>CLIP</b> , "P" securing scanner "Red Return" pipe under cockpit floor, right hand	1	—	C	QQ3
		Attachments for DAS.151/08 or <del>AGS.1090/10</del> Clip :-				
28D/9436920	A25/1C	Bolt, 2 BA	1	—	C	
28W/9419475	SP.15/C	Washer	1	—	C	

**SERVICES**

**HYDRAULIC INSTALLATION IN FUSELAGE**

Ref. No.	Part No.	Description	No. off	Material Specification	Class of Store or L.M	Place No.
12055	10-20 S 12571	<b>HOSE</b> , flexible, outboard, " Green Pressure " to Starboard rocket pack jack, under right hand cockpit floor, from special union to jack " down " connection	1	—	C	QQ3
12054	10-20 S 12573	<b>HOSE</b> , flexible, inboard, " Green Pressure " to Starboard rocket pack jack, under right hand cockpit floor, from special union to jack " up " connection	1	—	C	QQ3
13240	10-20 S 12503	<b>HOSE</b> , flexible, " Green Pressure " to declutching valve on nosewheel undercarriage, from adapter block on nosewheel bay wall, Starboard, to coupling union on nosewheel undercarriage (Mod. 165)	1	—	C	QQ4
13239	10-20 S 12501	<b>HOSE</b> , flexible, " Green Return," from declutching valve on nosewheel undercarriage, between coupling union on nosewheel undercarriage and adapter block on nosewheel bay wall, Starboard (Mod. 165)	1	—	C	QQ4
17235	10-20 S 21183	<b>HOSE</b> , flexible, " Red Pressure," nosewheel undercarriage retraction jack " emergency " supply, between bracket on nosewheel bay wall, Port, and jack (Mod. 1179)	1	—	C	QQ4
17234	10-20 S 21181	<b>HOSE</b> , flexible, " Green Pressure," nosewheel undercarriage retraction jack, " nosewheel up " supply, between bracket on nosewheel bay wall, Port, and jack (Mod. 1179)	1	—	C	QQ4
17236	10-20 S 21185	<b>HOSE</b> , flexible, " Green Pressure," nosewheel undercarriage retraction jack, " nosewheel down " supply, between bracket on nosewheel bay wall, Port, and jack (Mod. 1179)	1	—	C	QQ4
28M/830	LOCKHEED AIR.44050	<b>JACK</b> , retraction, nosewheel undercarriage ... (For breakdown see AP.4515F, Vol. 3, Part 1, Sect. 2, Chap. 23) (Mod. 304) (Drg. No. 10-20 G 9)	1	—	P	QQ4
		Attachments for AIR.44050, Jack :—				
28D/1011302	A25/10J	Bolt, $\frac{3}{8}$ " BSF	1	—	C	
28M/14555	A58/NS	Nut, $\frac{3}{8}$ " BSF	1	—	C	
28M/1011476	A27/JS	Nut, $\frac{3}{8}$ " BSF	1	—	C	
28P/1007741	SP.9/C8	Pin, split	1	—	C	
28P/9429652	SP.9/E10	Pin, split	1	—	C	
28W/9419477	SP.15/J	Washer	1	—	C	
28W/9419479	SP.15/N	Washer	1	—	C	

**SERVICES**

**HYDRAULIC INSTALLATION IN FUSELAGE**

Ref. No.	Part No.	Description	No. off	Material Specification	Class of Store or L.M	Place No.
27M/	LOCKHEED AIR.44268 OR AIR.44288	<b>JACK</b> , rocket pack, under right hand cockpit floor (For breakdown see AP.4515F, Vol. 3, Part 1, Sect. 2, Chap. 23) (Mods. 520 and 743) (Lockheed Mod. 485/M55)	1	—	P	QQ3
28D/13956	A57/13J	Attachments for AIR.44268 or AIR.44288, Jack — Bolt, $\frac{3}{8}$ " BSF	1	—	C	
28M/14833	A58/JS	Nut, $\frac{3}{8}$ " BSF	1	—	C	
28P/1007741	SP.9/CB	Pin, split	1	—	C	
28W/9419466	SP.13/J	Washer	1	—	C	
28F/9708189	AGS.1170/A	<b>NIPPLE</b> , pipe, at connection of pipe, code No. 37	1	—	C	
28F/1014650	AGS.1170/B	<b>NIPPLE</b> , pipe, at connection of pipes, code Nos. 36 and 38	2	—	C	
28F/19141	AGS.2120/D	<b>NIPPLE</b> , pipe, at inter-connection of pipes, code No. 14 (AGS.1170/D)	1	—	C	
28F/10772	AGS.1170/E	<b>NIPPLE</b> , pipe, at inter-connection of pipes, code No. 13	1	—	C	
28F/1011895	AGS.1148/D	<b>NUT</b> , $\frac{1}{2}$ " BSP, on scanner "Red Pressure" pipe coupling at gun beam	1	—	C	
28F/1013602	AGS.1148/E	<b>NUT</b> , $\frac{3}{8}$ " BSP, on scanner "Red Return" pipe coupling at gun beam	1	—	C	
	—	<b>PIPES</b> , code No. 13, return from scanner to heat exchanger under right hand cockpit floor, from pipe joint below steering jack to gun beam coupling, "Red Return" line, group	1	—	—	
12051	10-20 S 12511ND	<b>PIPE</b> , from joint below steering jack to first joint	1	—	C	QQ3
9916	10-20 S 10605ND	<b>PIPE</b> , from first joint to coupling at gun beam	1	—	C	QQ3
	—	<b>PIPES</b> , code No. 14, to scanner, under right hand cockpit floor, from purolator filter on nosewheel box to gun beam coupling, "Red Pressure" line, group	1	—	—	
12050	10-20 S 12509ND	<b>PIPE</b> , purolator filter to first joint	1	—	C	QQ3
	10-20 S 10607ND	<b>PIPE</b> , first joint to coupling at gun beam	1	—	PC	QQ3
	10-20 S 12499ND	<b>PIPE</b> , code No. 15, "Green Return," from declutch- ing valve on nosewheel undercarriage, between adapter block mounted on nosewheel bay wall, Starboard, and joint at gun beam (Mod. 165)	1	—	PC	QQ4
	10-20 S 12497ND	<b>PIPE</b> , code No. 16, "Green Pressure," to declutch- ing valve on nosewheel undercarriage, from joint at gun beam to adapter block on nosewheel bay wall, Star- board (Mod. 165)	1	—	PC	QQ4
	10-20 S 10617ND	<b>PIPE</b> , code No. 36, "Green Pressure," nosewheel undercarriage retraction jack, "nose- wheel down" supply, between joint at gun beam and bracket on nose- wheel bay wall, Port	1	—	PC	QQ4
	10-20 S 10613ND	<b>PIPE</b> , code No. 37, "Red Pressure," nosewheel undercarriage retraction jack "emeri- gency supply," between joint at gun beam and bracket on nosewheel bay wall, Port	1	—	PC	QQ4

SERVICES

HYDRAULIC INSTALLATION IN FUSELAGE

Ref. No.	Part No.	Description	No. off	Material Specification	Class of Store or L.M.	Plate No.
	10-20 S 10615ND	PIPE, code No. 38, "Green Pressure," nosewheel undercarriage retraction jack, "nose-wheel up" supply, between joint at gun beam and bracket on nosewheel bay wall, Port	1	—	C	QQ4
	10-20 S 10611ND	PIPE, code No. 183, "Green Pressure," to Starboard rocket pack jack "up" connection, under right hand cockpit floor, from joint at gun beam to flexible hose	1	—	PC	QQ3
	10-20 S 10609ND	PIPE, code No. 186, "Green Pressure," from selector valve to Starboard rocket pack jack "down" connection, under right hand cockpit floor, from joint at gun beam to flexible hose	1	—	PC	QQ3
	—	STRIPS, bonding at clamp blocks, .015 thick (Make from Ref. No. 30B/1232) (Mod. 1326)	QR	—	LM	
26FN/3285	DHS.180 Mk. 3/X	TAG, wire locking, below cockpit floor, stn. 101"-10, Starboard	1	—	C	QQ3
	—	Attachments for DHS.180 Mk. 3/X, Tag :—				
28D/9138768	A25/1/2 C	Bolt, 2 BA	1	—	C	
28M/10288	AGS.2001/C1	Nut, 2 BA	1	—	C	
28W/9419475	SP.15/C	Washer	1	—	C	
9924	10-20 S 10531	UNION, coupling, under right hand cockpit floor, at rigid to flexible pipe connections in "Green Pressure" lines to Starboard rocket pack jack	2	—	C	QQ3
	—	Attachments for 10-20 S 10531, Union :—				
28F/9128915	AGS.1148/C	Nut, 1/2" BSP	1	—	C	
9927	DHS.783/4/18	Washer	1	—	C	QQ3
	10-20 S 10895	WASHER, on scanner "Red Pressure" pipe coupling at gun beam, 18 SWG	3	L.16	LM	QQ3
	10-20 S 11415	WASHER, on scanner "Red Return" pipe coupling at gun beam, 16 SWG	3	L.16	LM	QQ3
	—	INSTALLATION OF HYDRAULIC EQUIPMENT ON NOSEWHEEL UNDERCARRIAGE (Drg. No. 10-20 S 6611)	1	—	—	QQ5
14194	10-20 S 14167	BRACKET, support, "P" clip, upper, for "Green Pressure/Return" pipe to clutch swivel coupling (Mod. 517)	1	—	C	QQ5
	10-20 S 6859	BRACKET, support, "P" clip, lower, for "Green Pressure/Return" pipe to clutch swivel coupling	1	L.72	LM	QQ5
	—	Attachments for 10-20 S 6859, Bracket :—				
28D/9133013	A25/5C	Bolt, 2 BA	2	—	C	
28M/10328	AGS.2002/C/1	Nut, 2 BA	2	—	C	
28W/9419402	SP.13/C	Washer	2	—	C	

SERVICES

HYDRAULIC INSTALLATION IN FUSELAGE

Ref. No.	Part No.	Description	No. off						Material Specification	Class of Store or LM	Plate No	
			1	2	3	4	5	6				
	DUNLOP DAS.151/04	<b>CLIP</b> , "P," securing "Green Pressure/Return" pipe to clutch at support brackets							3	—	—	QQ5
		Attachments for DAS.151/04, Clip:—										
28D/9133011	A25/2C	Bolt, 2 BA (upper bracket) ... ..							1	—	C	
28D/9436920	A25/1C	Bolt, 2 BA (lower bracket) ... ..							1	—	C	
28M/10288	AGS.2001/C/1	Nut, 2 BA (upper bracket bolt) ... ..							1	—	C	
28M/10328	AGS.2002/C/1	Nut, 2 BA (lower bracket bolt) ... ..							1	—	C	
28W/9419402	SP.13/C	Washer ... ..							1	—	C	
27M/750	LOCKHEED AIR.43434	<b>COUPLING</b> , swivel, secured to steering head, "Green Pressure/Return" to clutch (For breakdown see AP.4515F, Vol. 3, Part 1, Sect. 2, Chap. 23)							1	—	P	QQ5
		Attachments for AIR.43434, Coupling:—										
28F/9423226	AGS.1135/A	Bolt, banjo ... ..							1	—	C	
28D/1214091	AS.1242/2C	Bolt, 2 BA ... ..							2	—	C	
28M/5808573	A27/CS	Nut, 2 BA ... ..							2	—	C	
28P/9527619	SP.90/C7	Pin, split (SP.9/C8) ... ..							2	—	C	
28F/9428452	AGS.1186/A	Seal, bonded ... ..							2	—	C	
28W/9419402	SP.13/C	Washer ... ..							2	—	C	
13238	10-20 S 13113A	<b>COUPLING</b> , union body, mounted on bracket on nosewheel outer casing at inter-connection of declutching valve flexible and rigid "Green Pressure" and "Green Return," pipes							2	—	C	QQ5
		Attachments for 10-20 S 13113A, Coupling:—										
28F/9584	AGS.1148/B	Nut, 3/4" BSP ... ..							1	—	C	
28F/9439533	AGS.1129/B	<b>COUPLING</b> , banjo body, secured to steering jack selector valve swivel coupling							2	—	C	
		Attachments for AGS.1129/B, Coupling:—										
28F/9423227	AGS.1135/B	Bolt, banjo ... ..							1	—	C	
28F/9428453	AGS.1186/B	Seal, bonded ... ..							2	—	C	
27M/794	LOCKHEED AIR.43180	<b>JACK</b> , nosewheel steering (Pre Mod. 589 and 750) (Mod. 425—Lockheed Mod. AIR.485/M12)							1	—	P	QQ5
27M/862	LOCKHEED AIR.44342	<b>JACK</b> , nosewheel steering (Mod. 750, Pre Mod. 589)							1	—	P	QQ5
27M/874	LOCKHEED AIR.44100	<b>JACK</b> , nosewheel steering (Mod. 589) ... .. (For breakdown see AP.4515F, Vol. 3, Part 1, Sect. 2, Chap. 23)							1	—	P	QQ5
		Attachments for AIR.43180, AIR.44342 or AIR.44100, Jack:—										
4302	10-20 UN 787	Bolt, special, at nosewheel steering lever... ..							1	—	C	QQ5
5617	A25/3/2C/DHS.514/D	Bolt, 2 BA, at locking plate (Alternative S21/A25/3/2C)							2	—	C	QQ5
3411	A25/1C/DHS.514/D	Bolt, 2 BA, at selector valve swivel coupling ... .. (Alternative S21/A25/1C)							2	—	C	QQ5
28N/2001542	AGS.2031/9	Circlip ... ..							1	—	C	
28N/9156370	SP.21	Nipple, fabricating ... ..							1	—	C	
10681	10-20 UN 913	Plate, locking ... ..							1	—	C	QQ5
	10-20 S 10425	Spacer, at selector valve swivel coupling, 10 SWG							1	L.72	LM	QQ5
28W/9419402	SP.13/C	Washer ... ..							2	—	C	
28W/9419463	SP.10/W	Washer, at jack spigots (Pre Mod. 589) ... ..							QR	—	C	
17412	10-20 UN 1023	Washer, at jack spigots (Mod. 589) ... ..							6	—	C	QQ5

SERVICES

HYDRAULIC INSTALLATION IN FUSELAGE

Ref. No.	Part No.	Description	No off	Material Specification	Class of Store or L.M	Place No.
12072	10-20 UN 95A/1	<b>PICK-UP</b> , top, for nosewheel steering jack, assembly (Pre Mod. 589) Spares for :—	1	—	P	QQ5
1455	TORRINGTON B.168	<b>BEARING</b> , needle roller ... ..	1	—	C	QQ5
28D/1212751	A25/11J	Attachments for 10-20 UN 95A/1, Pick-up :— Bolt, $\frac{3}{8}$ " BSF (Lock to DHS.514/D) ... ..	2	—	C	QQ5
4301	10-20 UN 337	Nut, barrel ... ..	2	—	C	QQ5
17414	10-20 UN 1011A	<b>PICK-UP</b> , top, for nosewheel steering jack, assembly (Mod. 589) Spares for :—	1	—	P	QQ5
17411	10-20 UN 1015	<b>BUSH</b> , bearing ... ..	1	—	C	QQ5
28S/1008081	A33/C10	Attachments for 10-20 UN 1015, Bush :— Screw, 2 BA ... ..	1	—	C	
28N/9156370	SP.21	<b>NIPPLE</b> , lubricating ... ..	1	—	C	
18357	A59/11L/DHS.514/D	Attachments for 10-20 UN 1011A, Pick-up :— Nolt, $\frac{7}{16}$ " BSF (Alternative S21/A59/11L) ... ..	2	—	C	QQ5
17413	10-20 UN 1017	Nut, barrel, $\frac{7}{16}$ " BSF, thread ... ..	2	—	C	QQ5
	10-20 S 21649ND	<b>PIPE</b> , code No. 15, " Green Return," from declutching selector valve (Mod. 1321)	1	DTD.323	PC	QQ5
	10-20 S 21651ND	<b>PIPE</b> , code No. 16, " Green Pressure," to declutching selector valve (Mod. 1321)	1	DTD.323	PC	QQ5
	10-20 S 21653ND	<b>PIPE</b> , code No. 19, " Green Pressure/Return," from declutching selector valve to clutch swivel coupling (Mod. 1321)	1	DTD.323	PC	QQ5
	10-20 S 10595ND	<b>PIPE</b> , code No. 20, " Green Pressure," from declutching selector valve to steering jack selector valve (Pre Mod. 1070)	1	DTD.323	PC	QQ5
	10-20 S 21647ND	<b>PIPE</b> , code No. 21, " Green Pressure," from declutching selector valve to steering jack selector valve (Mod. 1321)	1	DTD.323	PC	QQ5
	10-20 S 21645ND	<b>PIPE</b> , code No. 20, " Green Return," from steering jack selector valve to declutching selector valve (Mod. 1321)	1	DTD.323	PC	QQ5
	10-20 S 10597ND	<b>PIPE</b> , code No. 21, " Green Return," from steering jack selector valve to declutching selector valve (Pre Mod. 1070)	1	DTD.323	PC	QQ5
	10-20 S 11925A	<b>PLATE</b> , mounting, for declutching selector valve assembly	1	—	—	QQ5
28M/11957	AGS.2007/C/1	<b>NUT</b> , 2 BA, anchor ... ..	2	—	C	
28M/12421	AGS.2018/C/1	<b>NUT</b> , 2 BA, anchor ... ..	1	—	C	
28M/9144673	AGS.2019/C/1	<b>NUT</b> , 2 BA, anchor ... ..	1	—	C	
	10-20 S 10545ND	<b>PLATE</b> , mounting, bare, 16 SWG ... ..	1	S.510	LM	QQ5
28S/1008081	A33/C10	Attachments for 10-20 S 11925A, Plate :— Screw, 2 BA ... ..	3	—	C	

**SERVICES**

**HYDRAULIC INSTALLATION IN FUSELAGE**

Ref. No.	Part No.	Description	1 2 3 4 5 6						No. off	Material Specification	Class of Store or L.M	Plate No.
	10-20 S 20831A/ND	<b>VALVE</b> , declutching selector, complete with declutching lever							1	—	—	QQ5
28F/9439533	AGS.1129/B	<b>COUPLING</b> , banjo body ... ..							3	—	C	
28F/9423227	AGS.1135/B	Attachments for AGS.1129/B, Coupling :—										
28F/9428453	AGS.1186/B	Bolt, banjo ... ..							1	—	C	
		Seal, bonded ... ..							2	—	C	
28F/8011809	AGS.1104/B	<b>COUPLING</b> , cone adapter ... ..							2	—	C	
19847	10-20 S 21631A	<b>LEVER</b> , declutching ... ..							1	—	C	QQ5
		Attachments for 10-20 S 21631A, Lever :—										
28M/5808571	A27/GS	Nut, 3/8" BSF ... ..							1	—	C	
28P/9527619	SP.90/C7	Pin, split (SP.9/C8) ... ..							1	—	C	
28W/9419403	SP.13/G	Washer ... ..							1	—	C	
28F/9428453	AGS.1186/B	<b>SEAL</b> , bonded ... ..							2	—	C	
28M/775	LOCKHEED AIR.43414	<b>VALVE</b> , declutching selector ... ..							1	—	P	QQ5
		(For breakdown see AP.4515F, Vol. 3, Part 1, Sect. 2, Chap. 23)										
		Attachments for 10-20 S 20831A/ND, Valve :—										
28D/9140647	A25/14C	Bolt, 2 BA ... ..							2	—	C	
13926	A25/14C/DHS.514/D	Bolt, 2 BA (Alternative S21/A25/14C) ... ..							2	—	C	QQ5
28W/9419454	SP.10/C	Washer ... ..							4	—	C	
	OR											
28W/9419402	SP.13/C											
	—	<b>INSTALLATION OF HYDRAULIC EQUIPMENT UNDER LEFT HAND COCKPIT FLOOR AND ON FRONT BULKHEAD, PORT</b> (Drg. No. 10-20 S 10499)							1	—	—	
	10-20 S 12675	<b>BLOCK</b> , clamp, half, five-pipe, securing toe brake, wave guide, and "Blue and Yellow" system pressure gauge pipes under left hand cockpit floor at stns. 90"2 and 101"93							4	LFS.21	LM	QQ6
		Attachments for 10-20 S 12675, Block (per pair) :—										
28D/9133013	A25/5C	Bolt, 2 BA, st stn. 90"2 ... ..							1	—	C	
28D/7002428	A25/6C	Bolt, 2 BA, at stn. 101"93 ... ..							1	—	C	
28W/9419402	SP.13/C	Washer, at stn. 101"93 ... ..							2	—	C	
28W/9419475	SP.15/C	Washer, at stn. 90"2 ... ..							2	—	C	
9929	10-20 S 11091	<b>BLOCK</b> , clamp, half, four-pipe, securing toe brake, wave guide, and w/s heater pipes under left hand cockpit floor at stn. 82"4 (Used in conjunction with Block, 10-20 S 11093)							1	—	C	QQ6
9930	10-20 S 11093	<b>BLOCK</b> , clamp, half, four-pipe, securing toe brake, wave guide, and w/s heater pipes under left hand cockpit floor at stn. 82"4 (Used in conjunction with Block, 10-20 S 11091)							1	—	C	QQ6
		Attachments for 10-20 S 11091 or 10-20 S 11093, Block (per pair) :—										
28D/9133013	A25/5C	Bolt, 2 BA ... ..							1	—	C	
28D/1011019	A25/8C	Bolt, 2 BA ... ..							1	—	C	
28D/1204937	AS.1242/6C	Bolt, 2 BA ... ..							1	—	C	
28W/9419475	SP.15/C	Washer ... ..							2	—	C	

**SERVICES**

**HYDRAULIC INSTALLATION IN FUSELAGE**

Ref. No.	Part No.	Description	No. off	Material Specification	Class of Store or L.M	Place No.
	10-20 S 10501	<b>BLOCK</b> , clamp, half, seven pipe, securing toe brake, wave guide, "Blue and Yellow" system pressure gauge, and rocket pack pipes under left hand cockpit floor, at stn. 119"-75 (Used in conjunction with Block 10-20 S 10503)	1	LFS.21	LM	QQ6
	10-20 S 10503	<b>BLOCK</b> , clamp, half, seven pipe, securing toe brake, wave guide, "Blue and Yellow" system pressure gauge and rocket pack pipes under left hand cockpit floor at stn. 119"-75 (Used in conjunction with Block 10-20 S 10501)	1	LFS.21	LM	QQ6
		Attachments for 10-20 S 10501 and 10-20 S 10503, Blocks (per pair) :—				
28D/1010030	A25/7C	Bolt, 2 BA	1	—	C	
28D/1011019	A25/8C	Bolt, 2 BA	1	—	C	
28W/9419475	SP.15/C	Washer	2	—	C	
	10-20 S 10511	<b>BLOCK</b> , clamp, half, six pipe, securing toe brake, wave guide, "Blue and Yellow" system pressure gauge and rocket pack pipes under left hand cockpit floor at stn. 111"-0 (Used in conjunction with Block 10-20 S 10513)	1	LFS.21	LM	QQ6
	10-20 S 10513	<b>BLOCK</b> , clamp, half, six pipe, securing toe brake, wave guide, "Blue and Yellow" system pressure gauge and rocket pack pipes under left hand cockpit floor at stn. 111"-0 (Used in conjunction with Block 10-20 S 10511)	1	LFS.21	LM	QQ6
		Attachments for 10-20 S 10511 and 10-20 S 10513, Blocks (per pair) :—				
28D/1007978	AS.1242/7C	Bolt, 2 BA	1	—	C	
28D/1011019	A25/8C	Bolt, 2 BA	1	—	C	
28W/9419475	SP.15/C	Washer	2	—	C	
	10-20 S 10975	<b>BLOCK</b> , clamp, half, three pipe, securing toe brake and wave guide pipes at nose under-carriage bracing member, Port	2	LFS.21	LM	QQ6
		Attachments for 10-20 S 10975, Block (per pair):—				
28D/9133013	A25/5C	Bolt, 2 BA	2	—	C	
28W/9419454	SP.10/C	Washer	2	—	C	
	DHS.763/1	<b>BLOCK</b> , clamp, two pipe, securing brake pressure gauge pipes under left hand cockpit floor, assembly	1	—		QQ6
6720	DHS.761/1	<b>BLOCK</b> , clamp	2	—	C	QQ6
6719	DHS.737/45/9	<b>STRIP</b> , capping	1	—	C	QQ6
		Attachments for DHS.763/1, Block :—				
28D/7002428	A25/6C	Bolt, 2 BA	1	—	C	

**SERVICES**

**HYDRAULIC INSTALLATION IN FUSELAGE**

Ref. No.	Part No.	Description	No. off	Material Specification	Class of Store or L.M	Plate No.
9932	10-20 S 7027	<b>BLOCK</b> , clamp, half, two pipe, securing toe brake pipes to forward face of front bulkhead at centre upper vertical position	2	—	C	QQ6
28D/1010030	A25/7C	Attachments for 10-20 S 7027, Block (per pair):—				
9764	DHS.737/-4/-8	Bolt, 2 BA	1	—	C	
		Strip, capping	1	—	C	
9933	10-20 S 7049	<b>BLOCK</b> , clamp, half, two pipe, securing toe brake and wave guide pipes to forward face of front bulkhead at lower transverse positions (Used in conjunction with Block 10-20 S 11935)	4	—	C	QQ6
9934	10-20 S 11935	<b>BLOCK</b> , clamp, half, centre portion, two pipe, securing toe brake and wave guide pipes to forward face of front bulkhead at lower transverse positions (Used in conjunction with Block 10-20 S 7049)	2	—	C	QQ2
28D/9140644	A25/9C	Attachments for 10-20 S 7049 and 10-20 S 11935 (in sets):—				
5840	DHS.738/1-0	Bolt, 2 BA	2	—	C	
		Strip, capping	1	—	C	QQ6
9933	10-20 S 7049	<b>BLOCK</b> , clamp, half, two pipe, securing toe brake pipes to forward face of front bulkhead at upper, centre upper, and lower vertical positions	6	—	C	
28D/7002428	A25/6C	Attachments for 10-20 S 7049, Blocks (per pair):—				
28D/1010030	A25/7C	Bolt, 2 BA	1	—	C	
28D/9140644	A25/9C	Bolt, 2 BA, lower vertical position	2	—	C	
28D/9140645	A25/10C	Bolt, 2 BA	1	—	C	
28M/10288	AGS.2001/C/1	Nut, 2 BA, upper vertical position	2	—	C	
5840	10-20 S 12491ND	Packing, lower vertical position	1	LFS.21	LM	QQ6
28W/9419402	DHS.738/1-0	Strip, capping	1	—	C	QQ6
	SP.13/C	Washer, upper vertical position	2	—	C	
	10-20 S 11971	<b>BLOCK</b> , clamp, half, two pipe, securing rocket pack pipes under left hand cockpit floor at gun bay	2	LFS.21	LM	QQ6
28D/9133012	A25/3C	Attachments for 10-20 S 11971, Block (per pair):—				
28M/10288	AGS.2001/C/1	Bolt, 2 BA	6	—	C	
28W/9419475	SP.15/C	Nut, 2 BA	6	—	C	
		Washer	6	—	C	
9138	10-20 S 11961	<b>COUPLING</b> , bleeder, in left and right hand toe brake pressure lines along forward face of front bulkhead	2	—	C	QQ6
17696	10-20 S 21209A	<b>COUPLING</b> , damper, banjo body, under left hand cockpit floor, at inter-connection of "Blue and Yellow" system pressure gauge pipes, assembly	2	—	C	QQ6
28F/9423226	AGS.1135/A	Attachments for 10-20 S 21209A, Coupling:—				
28F/9428452	AGS.1186/A	Bolt, banjo	1	—	C	
		Washer, sealing	2	—	C	

**SERVICES**

**HYDRAULIC INSTALLATION IN FUSELAGE**

Ref. No.	Part No.	Description	No. off	Material Specification	Class of Store or L.M	Plate No.
	10-20 S 21213	<b>COUPLING</b> , banjo body, under left hand cockpit floor, rear, at inter-connection of "Red Pressure" main and brake supply pipes to gauges in cockpit	2	L.65	—	QQ6
28F/9423226	AGS.1135/A	Attachments for 10-20 S 21213, Coupling :—				
28F/9428452	AGS.1186/A	Bolt, banjo ... ..	1	—	C	
		Seal, bonded ... ..	2	—	C	
12047	10-20 S 12567A	<b>HOSE</b> , flexible, outboard, "Green Pressure," to Port rocket pack jack, from special union under left hand cockpit floor at stn. 101"-93 to jack "down" connection	1	—	C	QQ6
12048	10-20 S 12569A	<b>HOSE</b> , flexible, inboard, "Green Pressure," to Port rocket pack jack, from special union under left hand cockpit floor at stn. 101"-93 to jack "up" connection	1	—	C	QQ6
27M/— 27M/826	LOCKHEED AIR.44268 OR AIR.44288	<b>JACK</b> , rocket pack, under left hand cockpit floor (For breakdown see AP.4515F, Vol. 3, Part 1, Sect. 2, Chap. 23) (Mods. 520 and 743) (Lockheed Mod. 485/M55)	1	—	P	QQ6
		Attachments for AIR.44268 or AIR.44288, Jack :—				
28D/13956	A57/13J	Bolt, 3/8" BSF ... ..	1	—	C	
28M/14833	A58/JS	Nut, 3/8" BSF ... ..	1	—	C	
28P/1007741	SP.9/CB	Pin, split ... ..	1	—	C	
28W/9419466	SP.13/J	Washer ... ..	1	—	C	
28F/9708189	AGS.1170/A	<b>NIPPLE</b> , pipe, at inter-connection of pipes code Nos. 29 and 31	2	—	C	
	—	<b>PIPES</b> , code No. 29, right hand toe brake pressure, from gun beam joint under left hand cockpit floor to flanged union on forward face of front bulkhead, group	1	—	—	
	10-20 S 10391ND	<b>PIPE</b> , from gun beam joint to joint at nose undercarriage bracing member to front bulkhead, Port	1	—	PC	QQ6
		Attachments for 10-20 S 10691ND, Pipe :—				
28F/9453689	AGS.1148/A	Nut, 1/2" BSP ... ..	1	—	C	
9931	10-20 S 7883	Washer, special ... ..	1	—	C	QQ6
	10-20 S 11957ND	<b>PIPE</b> , between joint at nose undercarriage bracing member to front fuselage, and bleeder coupling	1	—	PC	QQ6
	10-20 S 10907ND	<b>PIPE</b> , from bleeder coupling to flanged bulkhead union coupling	1	—	PC	QQ6
	—	<b>PIPES</b> , code No. 31, left hand toe brake pressure, from gun beam joint under left hand cockpit floor to flanged union on forward face of front bulkhead, group	1	—	—	



**SERVICES**

**HYDRAULIC INSTALLATION IN FUSELAGE**

Ref. No.	Part No.	Description	No. off	Material Specification	Class of Store or L.M	Plate No.
28F/9128952	AGS.1174	<b>SCREW</b> , 1/4" BSF, in right and left hand toe brake pressure line bleeder couplings	2	—	C	
	—	<b>STRIPS</b> , bonding at clamp blocks, .015 thick (Make from Ref. No. 30B/1232) (Mod. 1326)	QR	Zinc	LM	
9924	10-20 S 110531	<b>UNION</b> , coupling, under left hand cockpit floor at stn. 101"93, at rigid to flexible pipe connections in "Green Pressure" lines to rocket pack jack, Port	2	—	C	QQ6
		Attachments for 10-20 S 10531, Union :—				
28F/9128915	AGS.1148/C	Nut, 3/8" BSP	1	—	C	
9927	DHS.783/44/18	Washer	1	—	C	QQ6
	—	<b>INSTALLATION OF "BLUE" SYSTEM, "YELLOW" SYSTEM, AND BRAKE PRESSURE GAUGES IN COCKPIT</b> (Drg. Nos. 10-20 S 11335, 10-20 CE 4641A and 10-20 CE 4643A)	1	—	—	
10065	10-20 S 3843	<b>BLOCK</b> , clamp, half, two-pipe, securing wheel brake pressure gauge pipes to fuselage side, Port, at four upper vertical positions	8	—	C	QQ7
		Attachments for 10-20 S 3843, Blocks (per pair):—				
28D/9133013	A25/5C	Bolt, 2 BA	2	—	C	
28D/9140644	A25/9C	Bolt, 2 BA	2	—	C	
28M/10288	AGS.2001/C/1	Nut, 2 BA	2	—	C	
10067	DHS.738/8	Strip, capping	1	—	C	QQ7
28W/9419402	SP.13/C	Washer	2	—	C	
	10-20 S 10269	<b>BLOCK</b> , clamp, half, two-pipe, securing wheel brake pressure gauge pipes to fuselage side, Port, adjacent to forward access doors	2	Helathene Grade A		QQ7
		Attachments for 10-20 S 10269, Blocks (per pair):—				
28D/9133013	A25/5C	Bolt, 2 BA	2	—	C	
28M/10288	AGS.2001/C/1	Nut, 2 BA	2	—	C	
9764	DHS.737/4/8	Strip, capping	1	—	C	QQ7
28W/9419402	SP.13/C	Washer	2	—	C	
10066	10-20 S 3845	<b>BLOCK</b> , clamp, half, two-pipe, securing "Blue" and "Yellow" system pressure gauge hoses to fuselage side, Port	2	—	C	QQ7
		Attachments for 10-20 S 3845, Blocks (per pair):—				
28D/9140645	A25/10C	Bolt, 2 BA	2	—	C	
28M/10288	AGS.2001/C/1	Nut, 2 BA	2	—	C	
10068	DHS.738/2-1	Strip, capping	1	—	C	QQ7
28W/9419402	SP.13/C	Washer	2	—	C	

**SERVICES**

**HYDRAULIC INSTALLATION IN FUSELAGE**

Ref. No.	Part No.	Description	No. off	Material Specification	Class of Store or L.M.	Plate No.
28F/9157963	AGS.1146/A	<b>COUPLING</b> , union body, mounted on bracket at fuselage side, Port, at inter-connection of flexible and rigid pipes to "Blue" and "Yellow" system pressure gauges	2	—	C	
28F/9453689	AGS.1148/A	Attachments for AGS.1146/A, Coupling :— Nut, 1/2" BSP ... ..	1	—	C	
28F/9157965	AGS.1149/1	Washer, plate ... ..	1	—	C	
	10-20 S 14219A	<b>GAUGE</b> , wheel brake pressure, Port and Starboard, assembly (Mod. 249)	1	—	—	QQ7
	10-20 S 11983A	<b>BRACKET</b> , mounting, assembly ... ..	1	—	—	QQ7
	10-20 S 12447ND	<b>BRACKET</b> , end, 20 SWG ... ..	1	L.72	LM	QQ7
	10-20 S 12449ND	<b>BRACKET</b> , end, 20 SWG ... ..	1	L.72	LM	QQ7
	10-20 S 12451ND	<b>BRACKET</b> , mounting, 20 SWG ... ..	1	L.72	LM	QQ7
28M/9434253	AGS.2007/B/1	<b>NUT</b> , 4 BA ... ..	2	—	C	
28N/7001448	AGS.597/A	<b>CAP</b> , dust protection, at tee-piece couplings	2	—	C	
9135	10-20 S 11553A	<b>COUPLING</b> , tee-piece ... ..	2	—	C	QQ7
6A/2693	—	<b>GAUGE</b> , pressure, Mk. 14LL, fluorescent, 0-4,000 lbs./sq. in.	2	—	P	
		Attachments for A.M. Ref. No. 6A/2693, Gauge:—				
28S/1200040	A31/B20	Screw, 3 BA ... ..	4	—	C	
28V/9419401	SP.10/B	Washer ... ..	4	—	C	
9134	10-20 S 11551	<b>HOUSING</b> , bleeder screws ... ..	1	—	C	QQ7
		Attachments for 10-20 S 11551, Housing :—				
28D/7002428	A25/6C	Bolt, 2 BA ... ..	2	—	C	
28M/10328	AGS.2002/C/1	Nut, 2 BA ... ..	2	—	C	
	10-20 S 11545	Spacer ... ..	2	LFB.82	LM	QQ7
1790	DHS.726/C/16	Washer, support ... ..	2	—	C	QQ7
6A/2775	—	<b>LABEL</b> , hydraulic, fluorescent ... ..	2	—	C	
	10-20 S 14225	<b>LABEL</b> , "Red brake supply," 20 SWG ... ..	1	L.72	LM	QQ7
	10-20 S 14223	<b>LABEL</b> , "Red main supply," 20 SWG ... ..	1	L.72	LM	QQ7
9136	10-20 S 11557ND	<b>PIPE</b> , from bleeder housing to cone-tee coupling, "Red pressure" brake supply gauge	1	—	C	QQ7
9137	10-20 S 11559ND	<b>PIPE</b> , from bleeder housing to cone-tee coupling "Red Pressure" main supply gauge	1	—	C	QQ7
28F/9128952	AGS.1174	<b>SCREW</b> , bleeder ... ..	2	—	C	
		Attachments for 10-20 S 14219A, Gauge :—				
28D/1010658	A25/1B	Bolt, 4 BA ... ..	3	—	C	
28V/9419401	SP.10/B	Washer ... ..	3	—	C	
15972	10-20 S 14941 OR DUNLOP AHO.72107/22	<b>HOSE</b> , flexible, to "Blue" and "Yellow" system pressure gauges, between union body coupling attached to bracket on fuselage side, Port, and bleeder housing (Mod. 859)	2	—	C	QQ7
26DL/7826	6S 7799A	<b>HOUSING</b> , bleeder, inserted between "Blue" and "Yellow" system pressure gauges and flexible hoses, assembly Spares for :—	2	—	C	QQ7
28F/9128952	AGS.1174	<b>SCREW</b> , bleeder ... ..	1	—	C	
	10-20 CE 4633A	<b>PANEL</b> , gauge, "Blue," "Green" and "Yellow" pressure systems, assembly (Mod. 249)	1	—	—	QQ7
15696	10-20 CE 4671A/ND	<b>BRACKET</b> , mounting, assembly ... ..	1	—	P	QQ7

**SERVICES**

**HYDRAULIC INSTALLATION IN FUSELAGE**

Ref. No.	Part No.	Description	No. off	Material Specification	Class of Store or L.M.	Place No.
6A/2693	—	<b>GAUGE</b> , pressure, Mk. 14LL, fluorescent, 0-4000 lbs./sq. in.	1	—	P	
28S/1200033	A31/B24	Attachments for Ref. No. 6A/2693, Gauge :—				
28W/9419401	SP.10/B	Screw, 4 BA	4	—	C	
		Washer	4	—	C	
	—	<b>INDICATOR</b> , triple pressure ... (See sub-section "ECK")	—	—	—	
6A/2775	—	<b>LABEL</b> , hydraulic, fluorescent	2	—	C	
		Attachments for 10-20 CE 4633A, Panel :—				
28D/9128739	AS.1248/1B	Bolt, 4 BA	1	—	C	
28D/11246	AS.1248/8B	Bolt, 4 BA	2	—	C	
	10-20 CE 4639ND	Washer, tapered	2	L.64 or L.65	LM	QQ7
15691	10-20 S 14605ND	<b>PIPE</b> , code No. 32, "Red Pressure," main supply from banjo coupling under left hand cockpit floor to pressure gauge in cockpit (Mod. 249)	1	—	C	QQ7
		Attachments for 10-20 S 14605ND, Pipe :—				
28D/1010658	A25/1B	Bolt, 4 BA, at cockpit floor	4	—	C	
28M/10287	AGS.2001/B/1	Nut, 4 BA	4	—	C	
28W/9419465	SP.13/B	Washer	4	—	C	
15692	10-20 S 14607ND	<b>PIPE</b> , code No. 33, "Red Pressure," brake supply from banjo coupling under left hand cockpit floor to pressure gauge in cockpit (Mod. 249)	1	—	C	QQ7
		Attachments for 10-20 S 14607ND, Pipe :—				
28D/1010658	A25/1B	Bolt, 4 BA, at cockpit floor	4	—	C	
28M/10287	AGS.2001/B/1	Nut, 4 BA	4	—	C	
28W/9419465	SP.13/B	Washer	4	—	C	
	—	<b>PIPES</b> , code No. 531, to "Yellow" system pressure gauge, group	1	—	—	
10064	10-20 S 11331ND	<b>PIPE</b> , from damper banjo coupling under left hand cockpit floor to joint at pilot's floor	1	—	C	QQ7
		Attachments for 10-20 S 11331ND, Pipe :—				
28D/1010658	A25/1B	Bolt, 4 BA, at cockpit floor	4	—	C	
28D/9140202	AS.1246/1C	Bolt, 2 BA, at pilot's floor	2	—	C	
28M/10287	AGS.2001/B/1	Nut, 4 BA	4	—	C	
28M/10288	AGS.2001/C/1	Nut, 2 BA	2	—	C	
28W/9419465	SP.13/B	Washer	4	—	C	
10062	10-20 S 3847ND	<b>PIPE</b> , from joint at pilot's floor to union body coupling attached to bracket on fuselage side, Port	1	—	C	QQ7
	—	<b>PIPES</b> , code No. 541, to "Blue" system pressure gauge, group	1	—	—	
10063	10-20 S 11333ND	<b>PIPE</b> , from damper banjo coupling under left hand cockpit floor to joint at pilot's floor	1	—	C	QQ7
		Attachments for 10-20 S 11333ND, Pipe :—				
28D/1010658	A25/1B	Bolt, 4 BA, at cockpit floor	4	—	C	
28D/9140202	AS.1246/1C	Bolt, 2 BA, at pilot's floor	2	—	C	
28M/10287	AGS.2001/B/1	Nut, 4 BA	4	—	C	
28M/10288	AGS.2001/C/1	Nut, 2 BA	2	—	C	
28W/9419465	SP.13/B	Washer	4	—	C	

**SERVICES**

**HYDRAULIC INSTALLATION IN FUSELAGE**

Ref. No.	Part No.	Description	No. off	Material Specification	Class of Score or LM	Plate No.
10061	10-20 S 3849ND	<b>PIPE</b> , from joint at pilot's floor to union body coupling attached to bracket on fuselage side, Port	1	DTD.323	C	QQ7
—	—	<b>INSTALLATION OF HYDRAULIC EQUIPMENT IN GUN BAY</b> (Drg. Nos. 10-20 S 10529, 10-20 S 11205 and 10-20 S 14227)	1	—	—	—
27M/746	10-20 S 11425A/ND LOCKHEED AIR.43536	<b>ACCUMULATOR</b> , rocket pack jacks, assembly	1	—	—	QQ8
10009	10-20 S 10787	<b>ACCUMULATOR</b> (For spares see AP.4515F, Vol. 3, Part 1, Sect. 2, Chap. 23)	1	—	—	QQ8
28F/9440885	AGS.1136/D	<b>COUPLING</b> , banjo body ... ..	1	—	C	QQ8
28F/9428455	AGS.1186/D	Attachments for 10-20 S 10787, Coupling :—	1	—	C	—
28F/1014970	AGS.1104/A	Bolt, banjo ... ..	1	—	C	—
28F/9428452	AGS.1186/A	Seal, bonded ... ..	2	—	C	—
—	10-20 S 14235A	<b>COUPLING</b> , cone adapter ... ..	1	—	C	—
—	10-20 S 14237ND	<b>SEAL</b> , bonded ... ..	1	—	C	—
28M/12421	AGS.2018/C/1	<b>BRACKET</b> , mounting, clamp block, on floor member, at stn. 173", assembly (Mod. 249)	1	—	—	QQ10
10002	10-20 S 10869	<b>BRACKET</b> , bare, 20 SWG ... ..	1	L.72	LM	QQ10
—	—	<b>NUT</b> , 2 BA ... ..	2	—	C	—
—	—	<b>BLOCK</b> , clamp, half, eleven pipe, securing brake pressure gauge, "Blue and Yellow" system pressure gauge, wave guide, toe brake, rocket pack jack accumulator pipes to intercostal at stn. 157"	2	—	C	QQ8
28D/1010030	A25/7C	Attachments for 10-20 S 10869, Block (per pair) :—	2	—	C	—
10003	10-20 S 10897	Bolt, 2 BA ... ..	1	—	C	QQ8
—	—	Strip, capping ... ..	1	—	C	—
—	—	<b>BLOCKS</b> , clamp, eleven pipe, securing brake pressure gauge, "Blue and Yellow" system pressure gauge, wave guide, toe brake, declutching valve, and accumulator pipes adjacent to rocket pack jack selector valve, group	1	—	—	—
28D/1011019	10-20 S 11361	<b>BLOCK</b> , clamp, half, top section ... ..	1	LFS.21	LM	QQ8
28D/12140	10-20 S 11363	<b>BLOCK</b> , clamp, half, centre section ... ..	1	LFS.21	LM	QQ8
28W/9419475	10-20 S 11365	<b>BLOCK</b> , clamp, half, bottom section ... ..	1	LFS.21	LM	QQ8
—	A25/8C	<b>BOLT</b> , 2 BA ... ..	1	—	C	—
—	AS.1246/8C	<b>BOLT</b> , 2 BA ... ..	1	—	C	—
—	SP.15/C	<b>WASHER</b> ... ..	2	—	C	—
—	—	<b>BLOCKS</b> , clamp, eleven pipe, securing brake pressure gauge, "Blue and Yellow" system pressure gauge, toe brake, rocket pack jack, and accumulator pipes to bracket adjacent to intercostal at stn. 157", group	1	—	—	—

SERVICES

HYDRAULIC INSTALLATION IN FUSELAGE

Ref. No.	Part No.	Description	No off	Material Specification	Class of Score or L.M	Plate No.
10004	10-20 S 10863	BLOCK, clamp, half, top section ... ..	1	—	C	QQ8
10005	10-20 S 10865	BLOCK, clamp, half, centre section ... ..	1	—	C	QQ8
10006	10-20 S 10867	BLOCK, clamp, half, bottom section ... ..	1	—	C	QQ8
28D/9435710	A25/11C	BOLT, 2 BA ... ..	2	—	C	
10007	DHS.738/2-4	STRIP, capping ... ..	1	—	C	QQ8
	—	BLOCKS, clamp, eleven pipe, floating type, securing brake pressure gauge, "Blue and Yellow" system pressure gauge, wave guide, toe brake, rocket pack jack and accumulator pipes adjacent to rocket pack jack selector valve, group	1	—	—	
	10-20 S 11361	BLOCK, clamp, half, top section ... ..	1	LFS.21	LM	QQ8
	10-20 S 11363	BLOCK, clamp, half, centre section ... ..	1	LFS.21	LM	QQ8
	10-20 S 11365	BLOCK, clamp, half, bottom section ... ..	1	LFS.21	LM	QQ8
28D/1010030	A25/7C	BOLT, 2 BA ... ..	1	—	C	
28D/1011019	A25/8C	BOLT, 2 BA ... ..	1	—	C	
28M/10328	AGS.2002/C/1	NUT, 2 BA ... ..	2	—	C	
28W/9419475	SP.15/C	WASHER ... ..	4	—	C	
	—	BLOCKS, clamp, five pipe, securing nosewheel retraction jack and scanner pipes, at stations 139" and 145", group	2	—	—	
	10-20 S 10875	BLOCK, clamp, half, inboard section ... ..	1	LFS.21	LM	QQ9
	10-20 S 10877	BLOCK, clamp, half, outboard section ... ..	1	LFS.21	LM	QQ9
28D/9140644	A25/9C	BOLT, 2 BA ... ..	1	—	C	
28D/9140645	A25/10C	BOLT, 2 BA ... ..	1	—	C	
28M/10328	AGS.2002/C/1	NUT, 2 BA ... ..	2	—	C	
28W/9419475	SP.15/C	WASHER ... ..	4	—	C	
10014	10-20 S 11371	BLOCK, clamp, half, five pipe, floating type, securing nosewheel retraction jack and scanner pipes at stn. 151"-0	2	—	C	QQ9
		Attachments for 10-20 S 11371, Block (per pair) :—				
28D/9133014	A25/13C	Bolt, 2 BA ... ..	1	—	C	
28D/9140647	A25/14C	Bolt, 2 BA ... ..	1	—	C	
28M/10328	AGS.2002/C/1	Nut, 2 BA ... ..	2	—	C	
5546	DHS.738/2-7	Strip, capping ... ..	1	—	C	QQ9
	—	BLOCKS, clamp, five pipe, securing nosewheel retraction jack and scanner pipes at station 173", group	1	—	—	
10010	10-20 S 11099	BLOCK, clamp, half, top section ... ..	1	—	C	QQ9
10011	10-20 S 11101	BLOCK, clamp, half, centre section ... ..	1	—	C	QQ9
10012	10-20 S 11103	BLOCK, clamp, half, bottom section ... ..	1	—	C	QQ9
28D/9140647	A25/14C	BOLT, 2 BA ... ..	2	—	C	
10013	DHS.738/1-6	STRIP, capping ... ..	1	—	C	QQ9
	—	BLOCKS, clamp, five pipe, securing Port, Starboard and main "Green Pressure" and brake and main pressure gauge "Red Pressure" supply pipes to mounting bracket on floor member at stn. 173"-0, group (Mod. 249)	1	—	—	

**SERVICES**

**HYDRAULIC INSTALLATION IN FUSELAGE**

Ref. No.	Part No.	Description	No. off						Material Specification	Class of Store or L.M	Plate No.	
			1	2	3	4	5	6				
28D/9140645 4587 28W/9419475	10-20 S 14233	BLOCK, clamp, bottom section ... ..						1	LFS.21	LM	QQ10	
	10-20 S 14231	BLOCK, clamp, centre section... ..						1	LFS.21	LM	QQ10	
	10-20 S 14229	BLOCK, clamp, top section ... ..						1	LFS.21	LM	QQ10	
	A25/10C	BOLT, 2 BA ... ..						2	—	C		
	DHS.738/1-20	STRIP, capping ... ..						1	—	C	QQ10	
	SP.15/C	WASHER ... ..						2	—	C		
	10-20 S 11369	BLOCK, clamp, half, four pipe, securing nosewheel retraction jack pipes to aft face of gun beam						4	LFS.21	LM	QQ8	
	Attachments for 10-20 S 11369, Block (pre pair) :—											
	28D/9133013	A25/5C	Bolt, 2 BA (left hand position) ... ..						2	—	C	
	28D/1010030	A25/7C	Bolt, 2 BA (right hand position) ... ..						2	—	C	
28M/10328	AGS.2002/C/1	Nut, 2 BA (left hand position) ... ..						2	—	C		
28W/9419475	10-20 S 12513ND	Packing, 2"-0 x 0"-50 x 1/8" thick (right hand position)						1	LFS.21	LM	QQ8	
	SP.15/C	Washer ... ..						2	—	C		
	—	BLOCKS, clamp, four pipe, securing nosewheel retraction jack and scanner pipes, either side of magnetic filter, group						2	—	—		
	10-20 S 11373	BLOCK, clamp, half, top section ... ..						1	LFS.21	LM	QQ9	
	10-20 S 11375	BLOCK, clamp, half, centre section ... ..						1	LFS.21	LM	QQ9	
	10-20 S 11377	BLOCK, clamp, half, bottom section ... ..						1	LFS.21	LM	QQ9	
	28D/9419397	A25/12C	BOLT, 2 BA ... ..						1	—	C	
	28D/9133014	A25/13C	BOLT, 2 BA ... ..						1	—	C	
	26FN/1345	DUNLOP DAS.151/10	CLIP, "P" ... ..						1	—	C	QQ9
	28W/9419475	SP.15/C	WASHER ... ..						2	—	C	
28D/9133013 28D/1010030 26FN/1180 28W/9419475	10-20 S 10861	BLOCKS, clamp, nine pipe, securing brake pressure gauge, "Blue and Yellow" system pressure gauge, toe brake, rocket pack jack, and accumulator pipes at stn. 164"-0, group						1	—	—		
	28D/9133013	A25/5C	BLOCK, clamp, half ... ..						2	LFS.21	LM	QQ8
	28D/1010030	A25/7C	BOLT, 2 BA ... ..						1	—	C	
	26FN/1180	DUNLOP DAS.151/06	BOLT, 2 BA ... ..						1	—	C	
	28W/9419475	SP.15/C	CLIP, "P" ... ..						1	—	C	QQ8
	—	WASHER ... ..							2	—	C	
	—	BLOCKS, clamp, seven pipe, securing accumulator, rocket pack jack, nosewheel retraction jack and declutching valve pipes to aft face of gun beam, group							1	—	—	
	10-20 S 11973	BLOCK, clamp, half ... ..							1	LFS.21	LM	QQ8
	10-20 S 11975	BLOCK, clamp, half ... ..							1	LFS.21	LM	QQ8
	28D/1011019	A25/8C	BOLT, 2 BA ... ..						1	—	C	
28D/9419397	A25/12C	BOLT, 2 BA ... ..						1	—	C		
28M/10328	AGS.2002/C/1	NUT, 2 BA ... ..						2	—	C		
28W/9419475	SP.15/C	WASHER ... ..						4	—	C		
28D/1011019 26FN/1325 28M/10288 28W/9419402	10-20 S 13203	BLOCKS, clamp, seven pipe, securing rocket pack jack, toe brake, and "Blue and Yellow" system pressure gauge pipes at station 173", group						1	—	—		
	28D/1011019	A25/8C	BLOCK, clamp, half ... ..						2	LFS.21	LM	QQ8
	26FN/1325	DUNLOP DAS.151/03	BOLT, 2 BA ... ..						2	—	C	
	28M/10288	AGS.2001/C/1	CLIP, "P" ... ..						2	—	C	QQ8
	28W/9419402	SP.13/C	NUT, 2 BA ... ..						2	—	C	
	—	WASHER ... ..							2	—	C	

**HYDRAULIC INSTALLATION IN FUSELAGE**

Ref. No.	Part No.	Description	No. off	Material Specification	Class of Store or L.M.	Place No.
	—	<b>BLOCKS</b> , clamp, single pipe, securing rocket pack jack return pipe to bracket on intercostal at stn. 157", group	1	—	—	
28D/9419397 28W/9419475	10-20 S 10871	<b>BLOCK</b> , clamp, half, top section ... ..	1	LFS.21	LM	QQ8
	10-20 S 10873	<b>BLOCK</b> , clamp, half, bottom section ... ..	1	LFS.21	LM	QQ8
	A25/12C	<b>BOLT</b> , 2 BA ... ..	2	—	C	
	SP.15/C	<b>WASHER</b> ... ..	2	—	C	
	—	<b>BLOCKS</b> , clamp, ten pipe, securing brake pressure gauge, "Blue and Yellow" system pressure gauge, wave guide, toe brake, declutching valve and accumulator pipes to floor member at stn. 148", group	1	—	—	
28D/1010030 26FN/1116 28W/9419475 9998	10-20 S 15201	<b>BLOCK</b> , clamp, half ... ..	1	LFS.21	LM	QQ8
	A25/7C	<b>BOLT</b> , 2 BA ... ..	1	—	C	
	DUNLOP DAS.151/08	<b>CLIP</b> , "P" ... ..	1	—	C	QQ8
	SP.15/C	<b>WASHER</b> ... ..	2	—	C	
28D/1010030	A25/7C	<b>BLOCK</b> , clamp, half, three pipe, securing accumulator, nosewheel declutching valve and valve and retraction jack pipes at aft face of gun beam	4	—	C	QQ8
		Attachments for 10-20 S 10881, Block (per pair) :—				
28D/1011019 9999	A25/8C DHS.738/1-25	Bolt, 2 BA (left hand position) ... ..	2	—	C	
		(right hand position) ... ..	1	—	C	
15693	10-20 S 4365	Bolt, 2 BA (right hand position) ... ..	1	—	C	
		Strip, capping ... ..	1	—	C	QQ8
28D/9140644 28M/10288 4587 28W/9419475	A25/9C AGS.2001/C/1 DHS.738/1-20 SP.15/C	<b>BLOCK</b> , clamp, half, three pipe, floating type, securing Port, Starboard and main supply brake pipes "Green Pressure," adjacent to wheel brake control valve at stn. 176"-0 (Mod. 249)	2	—	C	QQ10
		Attachments for 10-20 S 4365, Block (per pair) :—				
		Bolt, 2 BA ... ..	2	—	C	
		Nut, 2 BA ... ..	2	—	C	
		Strip, capping ... ..	2	—	C	QQ10
10026	10-20 S 11215	<b>Washer</b> ... ..	2	—	C	
		<b>BLOCK</b> , clamp, half, three pipe, floating type, securing rocket pack jack, and toe brake pipes adjacent to wheel brake control valve	2	—	C	QQ10
28D/9140644 28M/10328 9999	A25/9C AGS.2002/C/1 DHS.738/1-25	Attachments for 10-20 S 11215, Block (per pair) :—				
		Bolt, 2 BA ... ..	2	—	C	
		Nut, 2 BA ... ..	2	—	C	
		Strip, capping ... ..	2	—	C	QQ10
28D/1010030 28M/10328 28W/9419475	10-20 S 11401 A25/7C AGS.2002/C/1 SP.15/C	<b>BLOCK</b> , clamp, half, two pipe, floating type, securing rocket pack jack selector valve pipes adjacent to four-way cone piece coupling	2	LFS.21	LM	QQ8
		Attachments for 10-20 S 11401, Block (per pair) :—				
		Bolt, 2 BA ... ..	1	—	C	
		Nut, 2 BA ... ..	1	—	C	
		Washer ... ..	2	—	C	

**SERVICES**

**HYDRAULIC INSTALLATION IN FUSELAGE**

Ref. No.	Part No.	Description	No. off	Material Specification	Class of Store or LM	Plate No.
	DHS.762/1	<b>BLOCK</b> , clamp, two pipe, floating type, securing brake pressure gauge pipes adjacent to pressure relays, assembly	1	—		QQ10
6720	DHS.761/1	<b>BLOCK</b> , clamp, half	2	—	C	QQ10
28D/9434863	A61/9C	<b>BOLT</b> , 2 BA	1	—	C	
6719	DHS.737/45/9	<b>STRIP</b> , capping	2	—	C	QQ10
12056	DHS.762/4	<b>BLOCK</b> , clamp, two pipe, floating type, securing rocket pack jack and nosewheel declutching valve pipes adjacent to non-return valve, assembly	1	—	C	QQ8
10072	DHS.761/4	<b>BLOCK</b> , clamp, half	2	—	C	QQ8
28D/1212946	A61/10C	<b>BOLT</b> , 2 BA	1	—	C	
10073	DHS.737/52/1-05	<b>STRIP</b> , capping	2	—	C	QQ8
28F/9476124	AGS.1118/C	<b>COUPLING</b> , cone-tee, at inter-connection of rocket pack jack and wheel brake control valve return pipes, Code Nos. 24, 173 and 181	1	—	C	
28F/8011812	AGS.1118/D	<b>COUPLING</b> , cone-tee, at inter-connection of rocket pack jack pipes, code Nos. 175, 183 and 185	1	—	C	
6488	10-20 S 6507	<b>COUPLING</b> , four-way, cone piece, at inter-connection of accumulator, rocket pack jack and selector valve pipes, Code Nos. 174, 175, 176 and 177	1	—	C	QQ8
10017	10-20 S 11381	<b>COUPLING</b> , four-way, cone piece, at inter-connection of nosewheel steering jack, rocket pack jack, and accumulator return pipes, code Nos. 15, 173, 179 and 187	1	—	C	QQ8
28F/9439103	AGS.1105/E	<b>COUPLING</b> , union adapter, attached to magnetic filter housing in scanner "Red Return" line	1	—	C	
4537	10-20 S 9057A	<b>FILTER</b> , magnetic, in scanner "Red Return" line, in pipe run between gun beam and rear face of rear bulkhead, stn. 176", assembly Spares for:—	1	—	C	QQ9
10016	PHILLIPS 10-20 S 11379	<b>PLUG</b> , magnetic	1	—		
	10-20 S 12583A	<b>HOUSING</b> , magnetic filter, in scanner "Red Return" line	1	—	C	QQ9
12509	10-20 S 12585	<b>LEVER</b> , solenoid manual operating, rocket pack jack selector valve, assembly	1	—		QQ8
		<b>LEVER</b>	1	—	C	QQ8
		Attachments for 10-20 S 12585, Lever:—				
28P/1013002	SP.4/Y/B9	Pin, shackle	1	—	C	
28P/1007741	SP.9/C8	Pin, split	1	—	C	
28W/9419402	SP.13/C	Washer	1	—	C	

SERVICES

HYDRAULIC INSTALLATION IN FUSELAGE

Ref. No.	Part No.	Description	No. off	Material Specification	Class of Store or L.M.	Plate No.
	10-20 S 12589	<b>MOUNTING</b> , half, clamp, right hand ...	1	S.510	LM	QQ8
	10-20 S 12590	<b>MOUNTING</b> , half clamp, left hand ...	1	S.510	LM	QQ8
		Attachments for 10-20 S 12589 and 10-20 S 12590, Mounting :—				
28D/9133012	A25/3C	Bolt, 2 BA ...	3	—	C	
28D/7002428	A25/6C	Bolt, 2 BA ...	2	—	C	
28M/10288	AGS.2001/C/1	Nut, 2 BA ...	5	—	C	
	AS.2806/4/015	Tube, distance, 1/4" o/d x 22 SWG x 0"-15 long	2	T.35 or T.45	LM	
	AS.2806/4/046	Tube, distance, 1/4" o/d x 22 SWG x 0"-46 long	2	T.35 or T.45	LM	
28W/9419454	SP.10/C	Washer ...	5	—	C	
	19573	<b>PLUNGER</b> ...	1	—	C	QQ8
		Attachments for 10-20 S 20977, Plunger :—				
28M/1006473	A27/CT	Nut, 2 BA ...	2	—	C	
	12507	<b>SPRING</b> , torsion, lever ...	1	—	C	QQ8
	19574	<b>SPRING</b> , plunger ...	1	—	C	QQ8
28F/1013599	AGS.1142/A	<b>NIPPLE</b> , adapter, at connection of pipes, code Nos. 32, 33, 34 and 35	4	—	C	
28F/9439897	AGS.1142/E	<b>NIPPLE</b> , adapter, at connection of pipes, code Nos. 13 and 22	2	—	C	
28F/9708189	AGS.1170/A	<b>NIPPLE</b> , pipe, at connection of pipes, code Nos. 29, 31, 32, 33, 37, 213, 531 and 541	11	—	C	
28F/1014650	AGS.1170/B	<b>NIPPLE</b> , pipe, at connection of pipes, code Nos. 15, 16, 36 and 38	6	—	C	
	28F/14530	<b>NIPPLE</b> , pipe, at connection of pipes, code Nos. 13, 183 and 186	3	—	C	
	28F/10772	<b>NIPPLE</b> , pipe, at connection of pipe, code No. 13	1	—	C	
	10025	<b>PIPE</b> , code No. 13, "Red Return," from scanner to heat exchanger, from gun beam joint to magnetic filter	1	—	C	QQ9
		<b>PIPE</b> , code No. 14, "Red Pressure," to scanner, between gun beam joint and joint at rear face of rear bulkhead, stn. 176"	1	—	PC	QQ9
		<b>PIPES</b> , code No. 15, "Green Return," from nose-wheel steering jack declutching valve to heat exchanger, group	1	—	—	
	10-20 S 10833ND	<b>PIPE</b> , between adapter through gun beam and joint at aft face of gun beam	1	—	PC	QQ8
		Attachments for 10-20 S 10833ND, Pipe :—				
	28F/9584	Nut, 1/4" BSP ...	1	—	C	
28W/9419479	SP.15/N	Washer ...	1	—	C	
	10-20 S 10797ND	<b>PIPE</b> , between joint at aft face of gun beam and four-way cone piece coupling	1	—	PC	QQ8
		<b>PIPES</b> , code No. 16, "Green Pressure" to nose-wheel steering jack declutching valve, group	1	—	—	
	10-20 S 10835ND	<b>PIPE</b> , between adapter through gun beam and joint at aft face of gun beam	1	—	PC	QQ8
		Attachments for 10-20 S 10835ND, Pipe :—				
	28F/9584	Nut, 1/4" BSP ...	1	—	C	
28W/9419479	SP.15/N	Washer ...	1	—	C	
	10-20 S 10799ND	<b>PIPE</b> , between joint at aft face of gun beam and non-return valve cone-tee coupling	1	—	PC	QQ8

**SERVICES**

**HYDRAULIC INSTALLATION IN FUSELAGE**

Ref. No.	Part No.	Description	No. off	Material Specification	Class of Store or L/M	Plate No.
10024	10-20 S 10845ND	<b>PIPE</b> , code No. 22, " Red Return " from scanner to heat exchanger, from magnetic filter to joint at rear face of rear bulkhead, stn. 176"	1	—	C	QQ9
	10-20 S 13581ND	<b>PIPE</b> , code No. 24, wheel brake control valve " Red Return " to heat exchanger, between valve and cone-tee coupling	1	—	PC	QQ10
	10-20 S 10811ND	<b>PIPE</b> , code No. 29, left hand toe brake pressure, from gun beam joint to wheel brake control valve	1	—	PC	QQ8
	10-20 S 10809ND	<b>PIPE</b> , code No. 31, right hand toe brake pressure, from gun beam joint to wheel brake control valve	1	—	PC	QQ8
	—	<b>PIPES</b> , code No. 32, " Red Pressure," main supply to pressure gauge in cockpit, between pressure relay and gun beam, group	1	—	—	—
	10-20 S 14617ND	<b>PIPE</b> , from pressure relay to first joint (Mod. 249)	1	—	PC	QQ10
	10-20 S 14615ND	<b>PIPE</b> , from first joint to adapter through gun beam (Mod. 249)	1	—	PC	QQ8
	—	<b>PIPES</b> , code No. 33, " Red Pressure," brake supply to pressure gauge in cockpit, between pressure relay and gun beam, group	1	—	—	—
	10-20 S 14619ND	<b>PIPE</b> , from pressure relay to first joint (Mod. 249)	1	—	PC	QQ10
	10-20 S 14613ND	<b>PIPE</b> , from first joint to adapter through gun beam (Mod. 249)	1	—	PC	QQ8
	10-20 S 13033ND	<b>PIPE</b> , code No. 34, " Red Pressure," main supply to pressure relay	1	—	PC	QQ10
	10-20 S 13009ND	<b>PIPE</b> , code No. 35, " Red Pressure," brake supply to pressure gauge in cockpit, between wheel brake control valve and pressure relay (Mod. 249)	1	—	PC	QQ10
	—	<b>PIPES</b> , code No. 36, " Green Pressure," nosewheel undercarriage retraction jack, nose-wheel " down " supply, group	1	—	—	—
	10-20 S 12563ND	<b>PIPE</b> , between joint at adapter through gun beam and joint at aft face of gun beam	1	—	PC	QQ8
		Attachments for 10-20 S 12563ND, Pipe :—				
28F/9584	AGS.1148/B	Nut, 3/8" BSP	1	—	C	
28W/9419479	SP.15/N	Washer	1	—	C	
	10-20 S 10839ND	<b>PIPE</b> , between joint at aft face of gun beam and joint at aft face of rear bulkhead, stn. 176"	1	—	PC	QQ9
	—	<b>PIPES</b> , code No. 37, " Red Pressure " nosewheel undercarriage retraction jack " emergency " supply, group	1	—	—	—
	10-20 S 12561ND	<b>PIPE</b> , between joint at adapter through gun beam and joint at aft face of gun beam	1	—	PC	QQ8
		Attachments for 10-20 S 12561ND, Pipe :—				
28F/9453689	AGS.1148/A	Nut, 3/8" BSP	1	—	C	
28W/9419477	SP.15/J	Washer	1	—	C	
	10-20 S 10837ND	<b>PIPE</b> , between joint at aft face of gun beam and joint at aft face of rear bulkhead, stn. 176"	1	—	PC	QQ9

SERVICES

HYDRAULIC INSTALLATION IN FUSELAGE

Ref. No.	Part No.	Description	No. off	Material Specification	Class of Score or L.M	Place No.
	—	<b>PIPES</b> , code No. 38, "Green Pressure," nosewheel undercarriage retraction jack, "nose-wheel up" supply, group	1	—	—	
	10-20 S 12565ND	<b>PIPE</b> , between joint at adapter through gun beam and joint at aft face of gun beam	1	—	PC	QQ8
28F/9584 28W/9419479	AGS.1148/B SP.15/N	Attachments for 10-20 S 12565ND, Pipe :— Nut, 1/4" BSP Washer	1 1	— —	C C	
	10-20 S 10841ND	<b>PIPE</b> , between joint at aft face of gun beam and joint at aft face of rear bulkhead, stn. 176"	1	—	PC	QQ9
	10-20 S 13927ND	<b>PIPE</b> , code No. 173, "Green Return," rocket pack jack to heat exchanger, from four-way cone piece coupling to cone-tee coupling adjacent to wheel brake control valve	1	—	PC	QQ8
	10-20 S 10823ND	<b>PIPE</b> , code No. 174, "Green Pressure" to rocket pack jack selector valve, between four-way cone piece coupling and valve	1	—	PC	QQ8
	10-20 S 10819ND	<b>PIPE</b> , code No. 175, "Green Pressure" to Port and Starboard rocket pack jack "up" connections, between four-way cone piece coupling and cone-tee coupling aft of gun beam	1	—	PC	QQ8
28D/9436920 26FN/1116 28M/10328 28W/9419475	A25/1C DUNLOP DAS.151/08 AGS.2002/C/1 SP.15/C	Attachments for 10-20 S 10819ND, Pipe :— Bolt, 2 BA Clip, "P" Nut, 2 BA Washer	1 1 1 1	— — — —	C C C C	QQ8
	10-20 S 10853ND	<b>PIPE</b> , code No. 176, "Green Pressure" to Port and Starboard rocket pack jack "up" connections, between non-return valve and four-way cone piece coupling	1	—	PC	QQ8
	10-20 S 10825ND	<b>PIPE</b> , code No. 177, "Green Pressure" from four-way cone piece coupling to accumulator	1	—	PC	QQ8
	10-20 S 10849ND	<b>PIPE</b> , code No. 178, "Green Return," rocket pack jack accumulator to heat exchanger, from accumulator to thermal relief valve	1	—	PC	QQ8
	10-20 S 10851ND	<b>PIPE</b> , code No. 179, "Green Return," rocket pack jack accumulator to heat exchanger, from thermal relief valve to four-way cone piece coupling	1	—	PC	QQ8
	10-20 S 10813ND	<b>PIPE</b> , code No. 180, "Green Pressure" to Port and Starboard rocket pack jack "up" connections, between wheel brake control valve and non-return valve	1	—	PC	QQ8
	10-20 S 10829ND	<b>PIPE</b> , code No. 183, "Green Pressure" to Starboard rocket pack jack "up" connection, between cone-tee coupling and joint aft of gun beam	1	—	PC	QQ8
	10-20 S 10831ND	<b>PIPE</b> , code No. 186, "Green Pressure" to Starboard rocket pack jack "down" connection, from selector valve to joint aft of gun beam	1	—	PC	QQ8

**SERVICES**

**HYDRAULIC INSTALLATION IN FUSELAGE**

Ref. No.	Part No.	Description	No. off	Material Specification	Class of Store or L.M.	Plate No.
	10-20 S 10817ND	<b>PIPE</b> , code No. 187, rocket pack jack " Green Return " to heat exchanger, from selector valve to four-way cone piece coupling	1	—	PC	QQ8
	—	<b>PIPES</b> , code No. 213, rocket pack jack accumulator air ground charging, group	1	—	—	
	10-20 S 10827ND	<b>PIPE</b> , from ground charging valve to joint aft of gun beam	1	—	PC	QQ8
	10-20 S 10795ND	<b>PIPE</b> , from joint aft of gun beam to accumulator	1	—	PC	QQ8
	10-20 S 10805ND	<b>PIPE</b> , code No. 531, to " Yellow " system pressure gauge, between joint at gun beam and joint adjacent to brake control valve	1	—	PC	QQ8
	10-20 S 10807ND	<b>PIPE</b> , code No. 541, to " Blue " system pressure gauge, between joint at gun beam and joint adjacent to brake control valve	1	—	PC	QQ8
27VA/5202	DUNLOP ACM.18570	<b>RELAY</b> , pressure, located in " Red Pressure " main and brake supply pressure gauge lines (For spares see AP.4515C, Vol. 3, Pt. 1, Sect. 2, Chap. 61)	2	—	P	QQ10
28F/9429532	AGS.1186/C	<b>SEAL</b> , bonded, under magnetic filter in scanner " Red Return " line	1	—	C	
28F/9434374	AGS.1186/E	<b>SEAL</b> , bonded, under union adapter coupling attached to magnetic filter housing in scanner " Red Return " line	1	—	C	
	—	<b>STRIPS</b> , bonding at clamp blocks, ".015 thick (Make from Ref. No. 30B/1232) (Mod. 1326)	QR	Zinc	LM	
10001	10-20 S 11255A	<b>TEE-PIECE</b> , adapter and non-return valve, at inter-connection of rocket pack jack and nosewheel steering jack declutching valve pipes, code Nos. 16, 176 and 180, assembly Spares for :—	1	—	C	QQ8
28N/9128965	AGS.596/B	<b>CAP</b> , dust, protection ... ..	3	—	C	
	AS.3378	<b>PLUG</b> ... ..	1	L1	C	
6702	AS.3381	<b>RING</b> , sealing ... ..	1	—	C	
7540	AS.3380	<b>SPRING</b> ... ..	1	—	C	
6591	AS.3379	<b>VALVE</b> ... ..	1	—	C	
	—	<b>TRANSMITTER</b> , pressure, in " Green Pressure " brake lines system under left hand cockpit floor at Port outboard air cylinder, between stns. 150"-75 and 161"-15, installation (Drg. No. 10-20 S 13015 (Mod. 249)	1	—	—	QQ14
15693	10-20 S 4365	<b>BLOCK</b> , clamp, half, three pipe, floating type securing " Green Pressure " main, Port and Starboard brake supply pipes, aft of stn. 161"-0 Attachments for 10-20 S 4365, Block (per pair):—	2	—	C	QQ14
28D/9140644	A25/9C	Boit, 2 BA ... ..	2	—	C	
28M/10288	AGS.2001/C/1	Nut, 2 BA ... ..	2	—	C	
4587	DHS.738/1-20	Strip, capping ... ..	2	—	C	QQ14
28W/9419475	SP.15/C	Washer ... ..	2	—	C	

SERVICES

HYDRAULIC INSTALLATION IN FUSELAGE

Ref. No.	Part No.	Description						No. off	Material Specification	Class of Store or L.M.	Plate No.
		1	2	3	4	5	6				
	—	<b>BRACKET</b> , mounting place and strap support, pressure transmitters at Port outboard air cylinder, group						1	—	—	
28D/9436920	A25/1C	<b>BOLT</b> , 2 BA, bracket, mounting plate and strap attachment						15	—	C	
28D/9133012	A25/3C	<b>BOLT</b> , 2 BA, inboard and outboard strap attachment						4	—	C	
6A/—	SANGAMO WESTON FD.890	<b>BRACKET</b> , mounting, pressure transmitter						3	—	—	QQ14
28M/10288	AGS.2001/C/1	<b>NUT</b> , 2 BA, inboard and outboard strap attachment						4	—	C	
	10-20 S 12975A	<b>PLATE</b> , mounting, pressure transmitters mounting bracket, assembly						1	—	—	QQ14
28M/11957	AGS.2007/C/1	<b>NUT</b> , anchor, 2 BA ... ..						9	—	C	
	10-20 S 12977ND	<b>PLATE</b> , bare, 18 SWG ... ..						1	L.72	LM	QQ14
15694	10-20 S 12951A	<b>STRAP</b> , support, inboard, assembly						1	—	C	QQ14
	10-20 S 12959ND	Spares for :— <b>LINING</b> , $\frac{1}{8}$ " thick $\times$ 0".75 $\times$ 10".27 long (Attach with Boscoprene 551)						1	DTD.762	LM	QQ14
28M/11957	AGS.2007/C/1	<b>NUT</b> , anchor, 2 BA ... ..						1	—	C	
28M/9144673	AGS.2019/C/1	<b>NUT</b> , anchor, 2 BA ... ..						2	—	C	
	10-20 S 12967A	<b>STRAP</b> , support, outboard, assembly						1	—	—	QQ14
	10-20 S 12971ND	<b>LINING</b> , $\frac{1}{8}$ " thick + 0".75 $\times$ 10".27 long (Attach with Boscoprene 551)						1	DTD.762	LM	QQ14
	10-20 S 12973ND	<b>STRAP</b> , bare, 20 SWG ... ..						1	L.72	LM	QQ14
	10-20 S 12969ND	<b>WASHER</b> , profile, 18 SWG ... ..						2	L.72	LM	QQ14
28W/9419475	SP.15/C	<b>WASHER</b> , bracket, mounting plate and strap attachment						19	—	C	
	10-20 S 13017ND	<b>PIPE</b> , code No. 235, "Green Pressure" main supply from tee-piece at inter-connection of pipes coded Nos. 25 and 236 to pressure transmitter coded "RO"						1	—	PC	QQ14
	10-20 S 13013ND	<b>PIPE</b> , code No. 233, "Green Pressure" Port brake supply, between wheel brake control valve and pressure transmitter, coded "SO"						1	—	PC	QQ14
	10-20 S 13011ND	<b>PIPE</b> , code No. 234, "Green Pressure" Starboard brake supply, between wheel brake control valve and pressure transmitter, coded "ZO"						1	—	PC	QQ14
6A/—	SANGAMO WESTON S.122/4/29	<b>TRANSMITTER</b> , pressure, 0-2000 P.S.I., brake pressure lines, coded "SO," Port and "ZO," Starboard						2	—	P	QQ14
6A/—	SANGAMO WESTON S.122/4/31	<b>TRANSMITTER</b> , pressure, 0-4000 P.S.I., main supply line, coded "RO"						1	—	P	QQ14

**SERVICES**  
**HYDRAULIC INSTALLATION IN FUSELAGE**

Ref. No.	Part No.	Description	No. off	Material Specification	Class of Store or L.M.	Plate No.
	10-20 S 11417A	<b>VALVE</b> , ground charging, complete with pressure gauge, rocket pack jack accumulator, assembly	1	—	—	QQ8
27M/10811	LOCKHEED AIR.63678	<b>ADAPTER</b> , gauge	1	—	C	QQ8
9908	10-20 S 9661	<b>ADAPTER</b> , cone reducing	1	—	C	QQ8
28N/9128964	AGS.596/A	<b>CAP</b> , dust protection	1	—	C	
27M/—	LOCKHEED AIR.65392	<b>GAUGE</b> , pressure, 0—4,000 P.S.I.	1	—	—	QQ8
27M/—	OR LOCKHEED AIR.103092	<b>GAUGE</b> , pressure, 0—4,000 P.S.I.	1	—	—	QQ8
27M/815	OR LOCKHEED AIR.102746	<b>GAUGE</b> , pressure, 0—4,000 P.S.I. Attachments for AIR.65392 or AIR.103092 or AIR.102746, Gauge :—	1	—	P	QQ8
28F/9584	AGS.1148/B	Nut, 1/4" BSP	1	—	C	
27M/7743	LOCKHEED AIR.34508	<b>PLATE</b> , locking, charging valve Attachments for AIR.34508, Plate :—	1	—	C	QQ8
28S/9131779	A31/C8	Screw, 2 BA	1	—	C	
28W/9416643	SP.47/C	Washer, spring	1	—	C	
28R/9719126	AGS.566/B	<b>PLUG</b> , blanking	2	—	C	
28F/9428453	AGS.1186/B	<b>SEAL</b> , bonded, under charging valve	1	—	C	
27M/8320	LOCKHEED ADS.409/4 HIGH PRESSURE COMPONENTS LTD.	<b>SEAL</b> , internal, gauge	1	—	C	QQ8
28Y/15486	GYP. A/58	<b>VALVE</b> , charging, Mk. 2	1	—	C	QQ8
28F/8014021	AGS.1138/B	<b>WASHER</b> , jointing, under blanking plugs and cone adapter Attachments for 10-20 S 11417A, Valve :—	3	—	C	
28D/1200119	A25/4C	Bolt, 2 BA	2	—	C	
28W/9419475	10-20 S 12479ND SP.15/C	Packing, 2"0 x "5 x "25 thick Washer	1 2	LFS.21 —	LM C	QQ8
28F/11170	10-20 S 11423A/ND AGS.1129/D	<b>VALVE</b> , selector, rocket pack jacks, assembly <b>COUPLING</b> , banjo body at "down" pipe connection Attachments for AGS.1129/D, Coupling :—	1 1	— —	— C	QQ8
28F/9440885	AGS.1136/D	Bolt, banjo	1	—	C	
28F/9428455	AGS.1186/D	Seal, bonded	2	—	C	
28F/8011808	AGS.1104/D	<b>COUPLING</b> , cone adapter, at pressure supply connection	1	—	C	
28F/9428455	AGS.1186/D	<b>SEAL</b> , bonded	2	—	C	
10000	10-20 S 10789	<b>UNION</b> , adapter, at return pipe connection	1	—	C	QQ8
27Q/1452	DOWTY C.7416Y	<b>VALVE</b> , selector, c/w solenoid, coded "NG" (For spares see AP.4515B, Vol. 3, Pt. 1, Sect. 2, Chap. 22) Attachments for 10-20 S 11423A/ND, Valve :—	1	—	P	QQ8
28D/9133012	A25/3C	Bolt, 2 BA	1	—	C	
28D/9435710	A25/11C	Bolt, 2 BA	1	—	C	
28D/9140647	A25/14C	Bolt, 2 BA	1	—	C	
28W/9419475	SP.15/C	Washer	3	—	C	

**SERVICES**

**HYDRAULIC INSTALLATION IN FUSELAGE**

Ref. No.	Part No.	Description	No. off	Material Specification	Class of Store or L.M	Plate No.
6776	AS.4550	<b>VALVE</b> , thermal relief, located in rocket pack jack accumulator "Green Return" line, assembly	1	—	C	
28N/9128964	AS.4551	<b>BODY</b> , ... ..	1	S.95	—	
	AS.4552	<b>CAP</b> , valve ... ..	1	S.95	—	
	AGS.596/A	<b>CAP</b> , dust protection ... ..	1	—	C	
	AS.3357	<b>GASKET</b> ... ..	1	Comm. Copper	—	
	AS.4553	<b>PLUNGER</b> ... ..	1	S.82	—	
	AS.3356	<b>RETAINER</b> , spring ... ..	1	S.1	—	
	AS.4555	<b>SHIM</b> ... ..	QR	—	—	
	AS.3353	<b>SLEEVE</b> ... ..	1	S.82	—	
	AS.4554	<b>SPRING</b> ... ..	1	DTD.239	—	
			Attachments for AS.4550, Valve :—			
28D/9133011	A25/2C	Bolt, 2 BA ... ..	1	—	C	
28E/15148	AS.3181/13C	Clip, "P" ... ..	1	—	C	
28W/9419404	SP.16/C	Washer ... ..	1	—	C	
	10-20 S 14603A/ND	<b>VALVE</b> , wheel brake control, assembly (Mod. 249)	1	—	—	QQ10
28F/8011900	AGS.1129/A	<b>BANJO-BODY</b> , pipe coupling ... ..	1	—	C	
28F/9439533	AGS.1129/B	<b>BANJO-BODY</b> , pipe coupling ... ..	4	—	C	
28F/9463608	AGS.1131/B	<b>BANJO-BODY</b> , pipe coupling ... ..	1	—	C	
5462	10-20 S 8239	<b>BOLT</b> , banjo ... ..	2	—	C	QQ10
27VA/5564	DUNLOP ACO.24021	<b>BOLT</b> , banjo ... ..	1	—	C	QQ10
28F/9423227	AGS.1135/B	<b>BOLT</b> , banjo ... ..	4	—	C	
27G/2351	DUNLOP ACO.3245	<b>COUPLING</b> , cone adapter ... ..	1	—	C	QQ10
12057	10-20 S 12529	<b>COUPLING</b> , banjo body, double, 90° ... ..	1	—	C	QQ10
28F/9428452	AGS.1186/A	<b>SEAL</b> , bonded ... ..	3	—	C	
28F/9428453	AGS.1186/B	<b>SEAL</b> , bonded ... ..	12	—	C	
27G/2848	DUNLOP AC.14524	<b>VALVE</b> , brake control, Mk. 3 (Mod. 1160) (with Dunlop Mod. 3751 embodied) (For spares see AP.4515C, Vol. 3, Pt. 1, Sect. 2, Chap. 61)	1	—	P	QQ10
		Attachments for 10-20 S 14603A/ND, Valve :—				
5463	10-20 S 8605	Screw, 2 BA, special (2" .95 long) ... ..	1	—	C	QQ10
5464	10-20 S 8607	Screw, 2 BA, special (2" .35 long) ... ..	2	—	C	QQ10
	—	<b>INSTALLATION OF TOE BRAKE FLEXIBLE HOSES ON RUDDER PEDALS</b> (Drg. No. 10-20 S 6543)	1	—	—	
9910	10-20 S 6625	<b>CLAMP</b> , half, securing toe brake flexible hoses to lower pedal crank tubes	4	—	C	QQ11
9911	10-20 S 6627	<b>CLAMP</b> , half, securing toe brake flexible hoses to lower pedal crank tubes	4	—	C	QQ11
		Attachments for 10-20 S 6625 or 10-20 S 6627, Clamps (per pair) :—				
28D/9130080	AS.1242/9B	Bolt, 4 BA ... ..	1	—	C	
28M/10287	AGS.2001/B/1	Nut, 4 BA ... ..	1	—	C	
9912	10-20 S 6623	Screw, locking ... ..	1	—	C	QQ11
28W/9419465	SP.13/B	Washer ... ..	1	—	C	
28W/9419447	SP.41/C	Washer, tab ... ..	1	—	C	

SERVICES

HYDRAULIC INSTALLATION IN FUSELAGE

Ref. No.	Part No.	Description	No. of						Material Specification	Class of Store or L.M.	Plate No.
			1	2	3	4	5	6			
9913	10-20 S 6619	<b>CLAMP</b> , half, base, securing toe brake flexible hose to pedal, Port						1	—	C	QQ11
9914	10-20 S 6620	<b>CLAMP</b> , half, base, securing toe brake flexible hose to pedal, Starboard						1	—	C	QQ11
9915	10-20 S 6621	<b>CLAMP</b> , half, cap, securing toe brake flexible hoses to pedals						2	—	C	QQ11
		Attachments for 10-20 S 6619, 10-20 S 6620 and 10-20 S 6621, Clamps (per set) :—									
28D/9133012	A25/3C	Bolt, 2 BA						1	—	C	
28D/1200119	A25/4C	Bolt, 2 BA						1	—	C	
28D/9140645	A25/10C	Bolt, 2 BA						1	—	C	
28M/10288	AGS.2001/C/1	Nut, 2 BA						3	—	C	
28V/9419402	SP.13/C	Washer						3	—	C	
28F/9463607	AGS.1113/A	<b>COUPLING</b> , union body, flanged bulkhead, secured to front bulkhead for connection of flexible and rigid toe brake pipes						2	—	C	
		Attachments for AGS.1113/A, Coupling :—									
28D/1010658	A25/1B	Bolt, 4 BA						6	—	C	
28M/1006504	A27/BT	Nut, 4 BA						6	—	C	
26DL/7354	DHS.180 Mk.1/X	Tag						1	—	C	QQ11
28F/9152415	AGS.1115/1	Washer, plate						1	—	C	
9909	10-20 S 10971A	<b>HOSE</b> , flexible, between flanged bulkhead union couplings and rudder pedal actuating cylinders						2	—	C	QQ11
	—	<b>INSTALLATION OF FUSELAGE AIR BRAKE OPERATING JACK AND FLEXIBLE HOSES</b> (Drg. No. 10-20 S 10539A)						1	—	—	
10057	10-20 S 10917	<b>CLAMP</b> , half, top, securing flexible hoses to jack outer casing						2	—	C	QQ12
10058	10-20 S 10919	<b>CLAMP</b> , half, bottom securing flexible hoses to jack outer casing						2	—	C	QQ12
		Attachments for 10-20 S 10917 and 10-20 S 10919, Clamps (per pair) :—									
28D/1011247	A25/13E	Bolt, 1/2" BSF (Lock to DHS.514/D)						2	—	C	QQ12
28V/9419405	SP.15/E	Washer						2	—	C	
10053	10-20 S 10519A	<b>HOSE</b> , flexible, between union at semi-bulkhead, stn. 197"-45, and rigid pipe to jack "down" connection						1	—	C	QQ12
10054	10-20 S 10521A	<b>HOSE</b> , flexible, between union at semi-bulkhead, stn. 197"-45, and rigid pipe to jack "up" connection						1	—	C	QQ12
17408	10-20 WB 1451	<b>JACK</b> , operating, air brake, group						1	—	—	
28M/971	LOCKHEED AIR.47078	<b>END-FITTING</b>						1	S.98	C	QQ12
		<b>JACK</b> (Mod. 1303—Lockheed Mod. AIR.485/M/83) (For spares see AP.4545F, Vol. 3, Pt. 1, Sect. 2, Chap. 23)						1	—	P	QQ12

**SERVICES**

**HYDRAULIC INSTALLATION IN FUSELAGE**

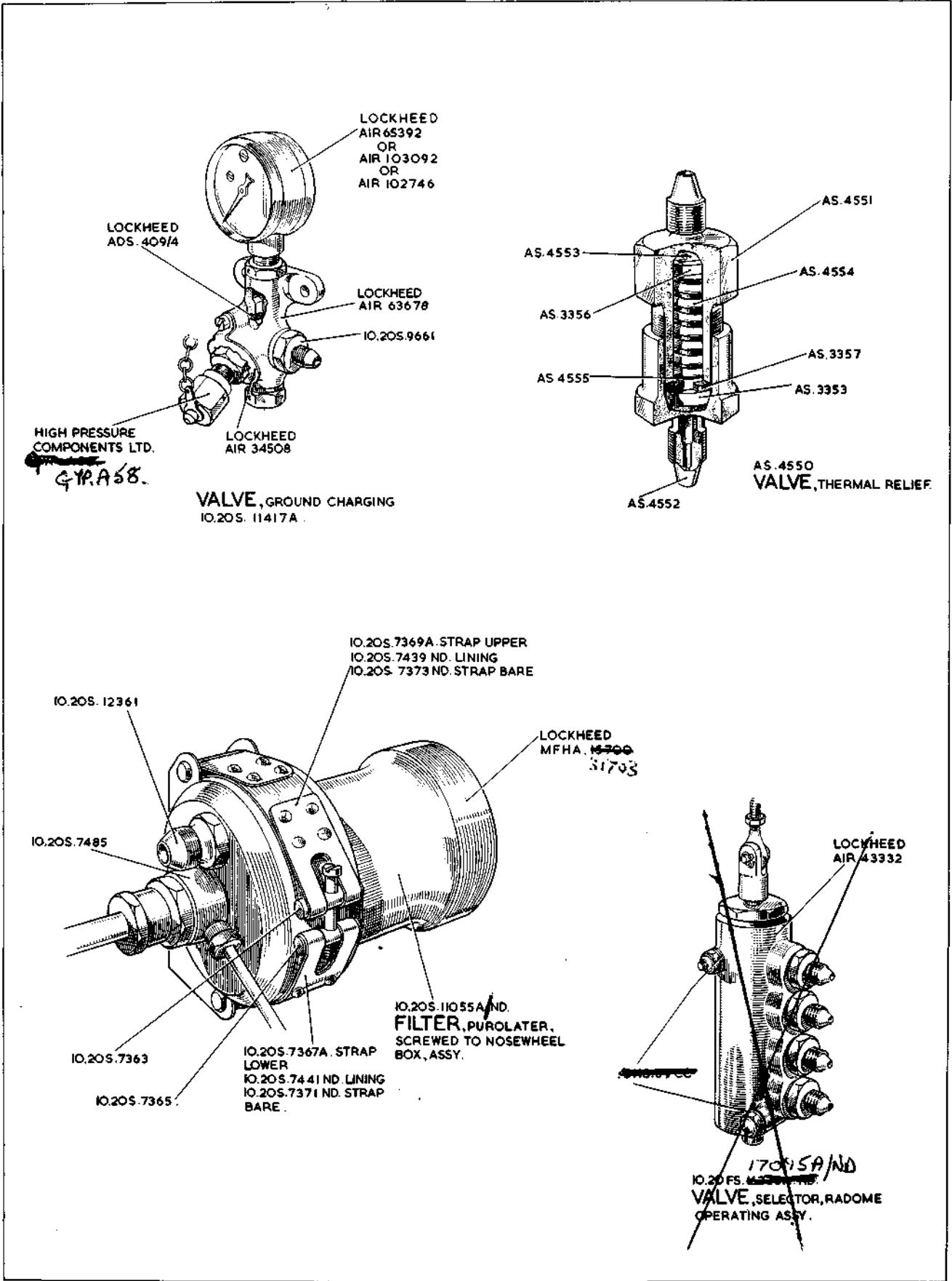
Ref. No.	Part No.	Description:	No off	Material Specification	Class of Store or L.M.	Plate No.
		Attachments for — Jack, group:—				
7798	10-20 WB 1581	Bolt, special, 3/4" BSF ... ..	1	S.96	C	QQ12
7799	10-20 WB 1583	Nuc, special, 3/4" BSF ... ..	1	S.96	C	QQ12
28P/9429652	SP.9/E10	Pin, split ... ..	1	—	C	
28W/9419471	SP.13/S	Washer ... ..	1	—	C	
12063	10-20 S 12467A	<b>PIPE</b> , between flexible hose and jack, "down" connection, assembly	1	—	C	QQ12
10055	10-20 S 10535A	<b>PIPE</b> , between flexible hose and jack, "up" connection, assembly	1	—	C	QQ12
		Attachments for 10-20 S 12467A or 10-20 S 10535A, Pipe:—				
26DL/5546	A.25/1E/DHS.514/D	Bolt, 1/2" BSF ... ..	2	—	C	QQ12
27M/10924	LOCKHEED ADS.414/8	Seal, internal ... ..	1	—	C	QQ12
28W/9418921	SP.13/E	Washer (at "up" pipe connection) ... ..	2	—	C	

SERVICES

HYDRAULIC INSTALLATION IN FUSELAGE

Ref. No.	Part No.	Description						No. of Units	Material Specification	Class of Structure	Notes
		1	2	3	4	5	6				



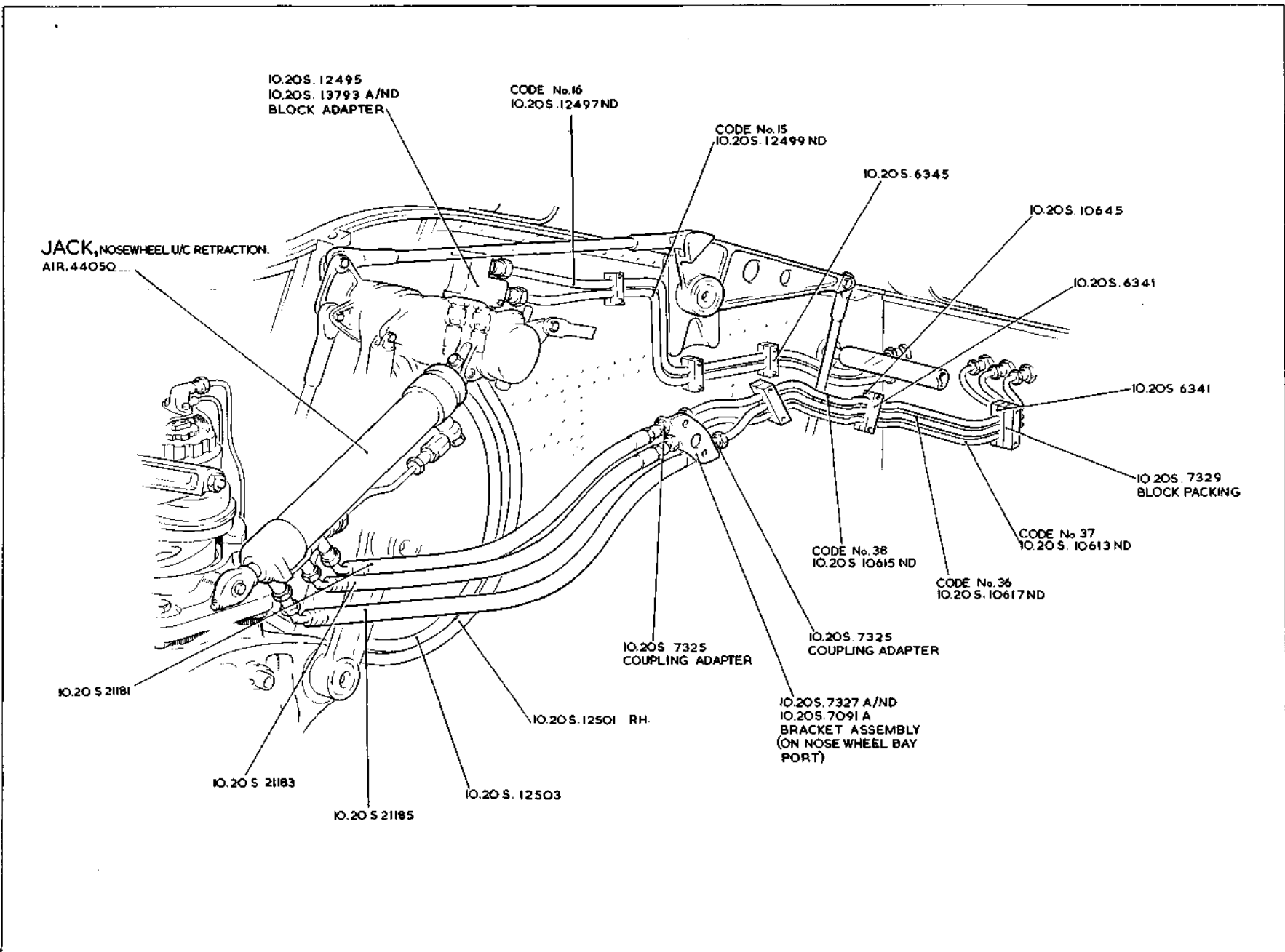


QQ.2

SERVICES  
HYDRAULIC INSTALLATION  
IN FUSELAGE

QQ.2



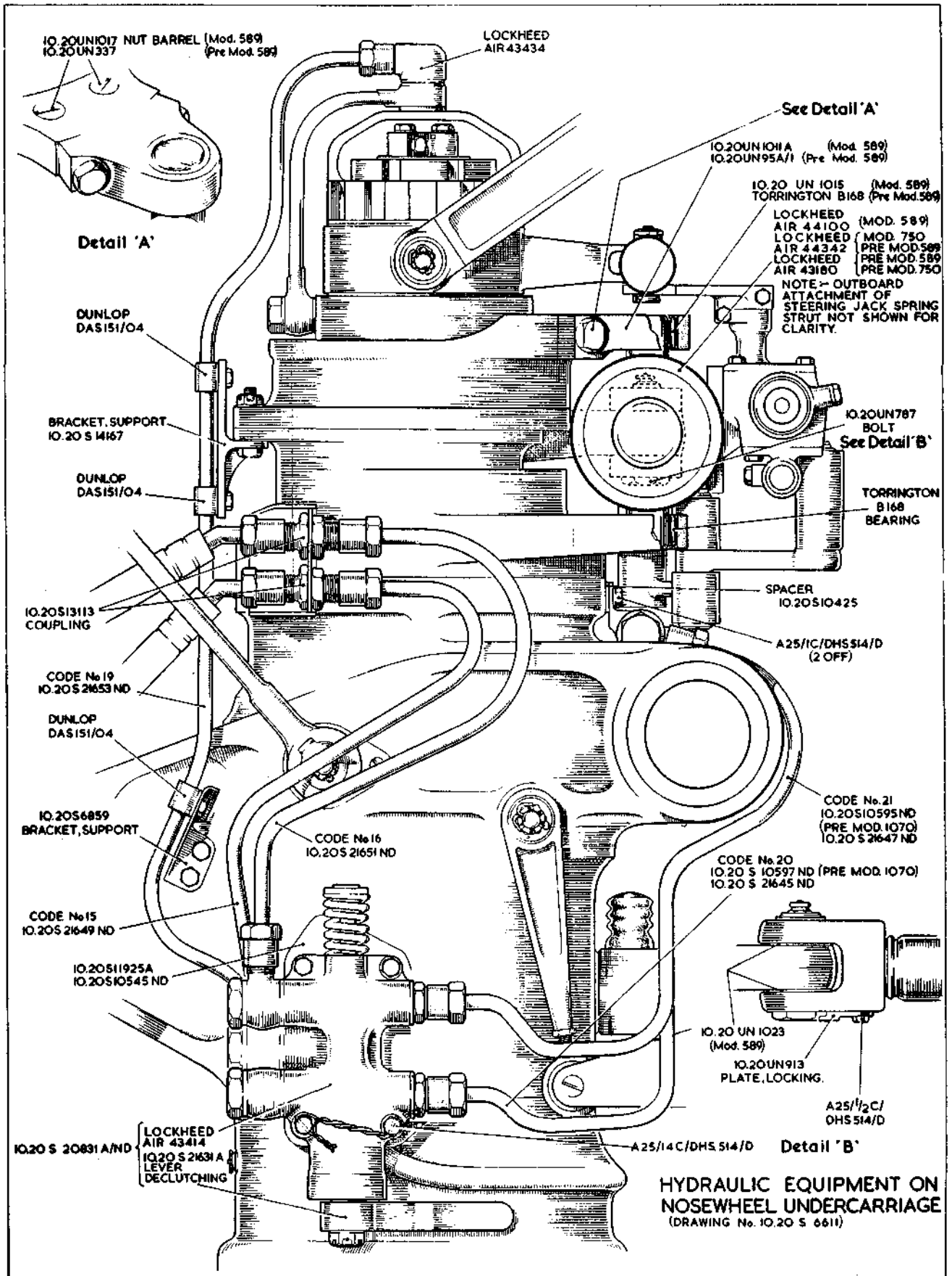


QQ4

SERVICES  
HYDRAULIC INSTALLATION  
IN FUSELAGE

RESTRICTED

QQ4  
[REV.]



QQ.5

# SERVICES HYDRAULIC INSTALLATION IN FUSELAGE

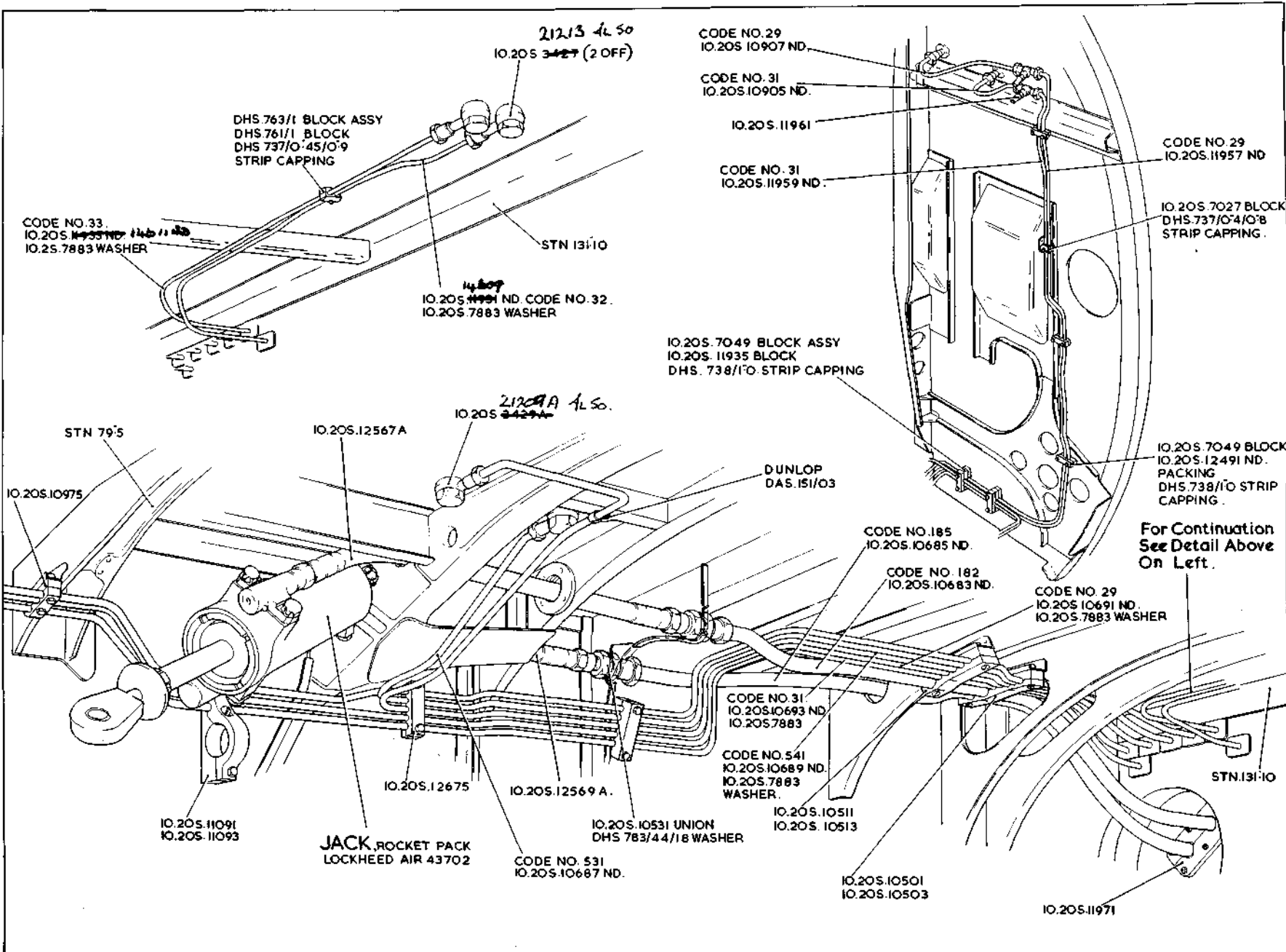
QQ.5

[AL.64]

See Vixen Mk. 1

RESTRICTED

Plate QQ6



For Continuation  
See Detail Above  
On Left.

QQ6

SERVICES  
HYDRAULIC INSTALLATION  
IN FUSELAGE

RESTRICTED

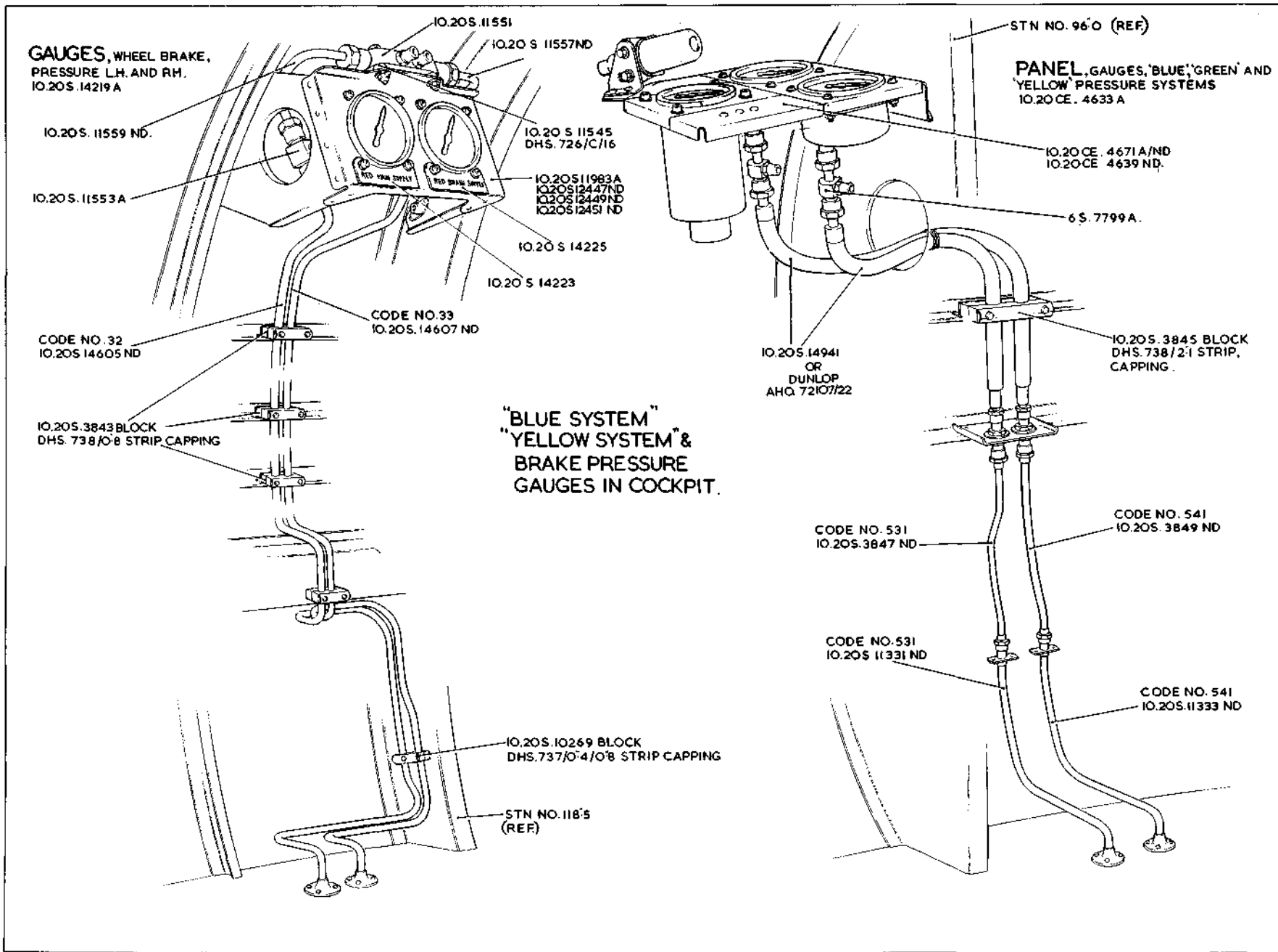
QQ6

QQ.7

SERVICES  
HYDRAULIC INSTALLATION  
IN FUSELAGE

RESTRICTED

QQ.7  
[ALL 60]



See Vixen Mk. 1

RESTRICTED

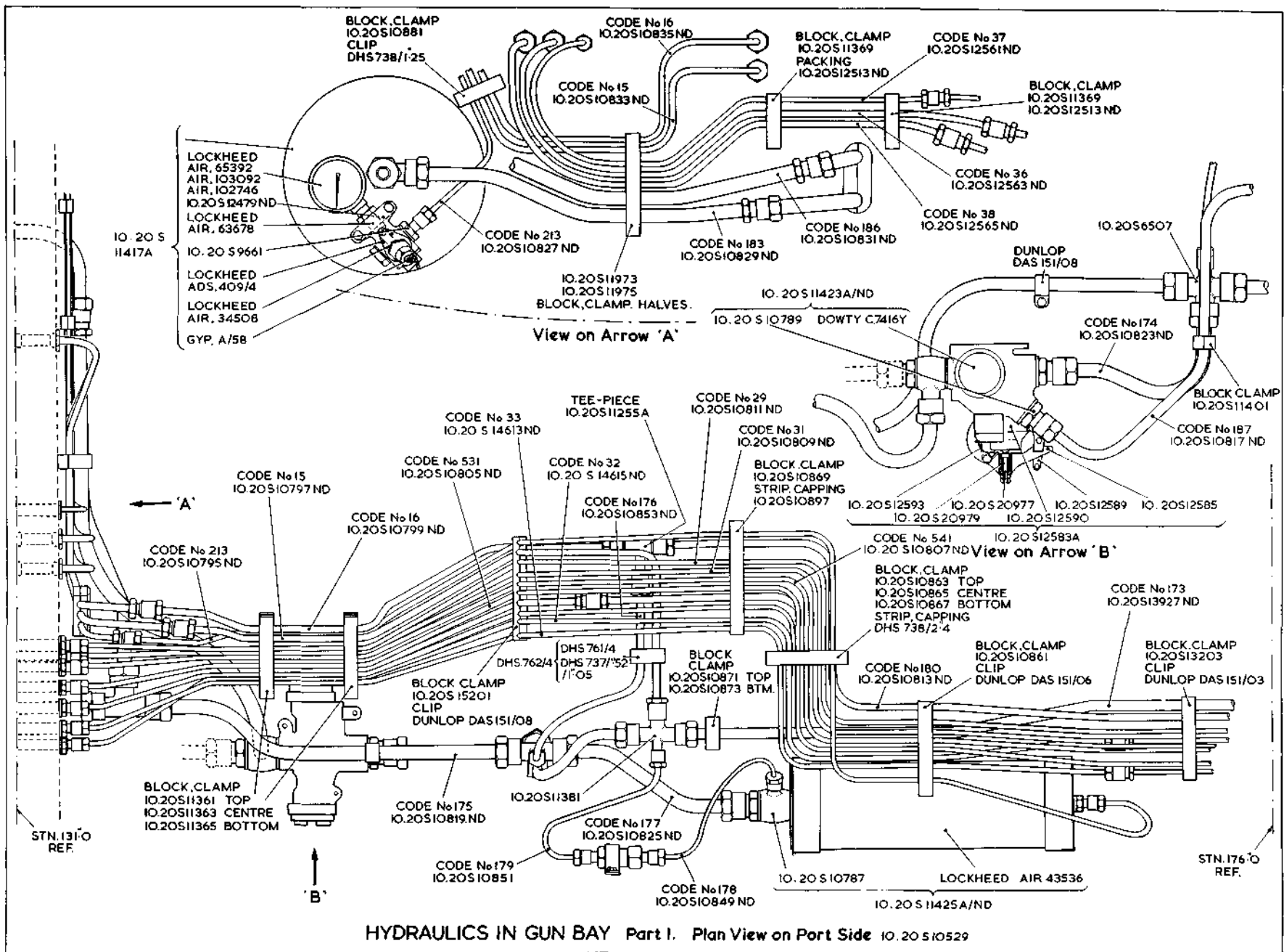
Plate QQ7

QQ.8

# SERVICES HYDRAULIC INSTALLATION IN FUSELAGE

RESTRICTED

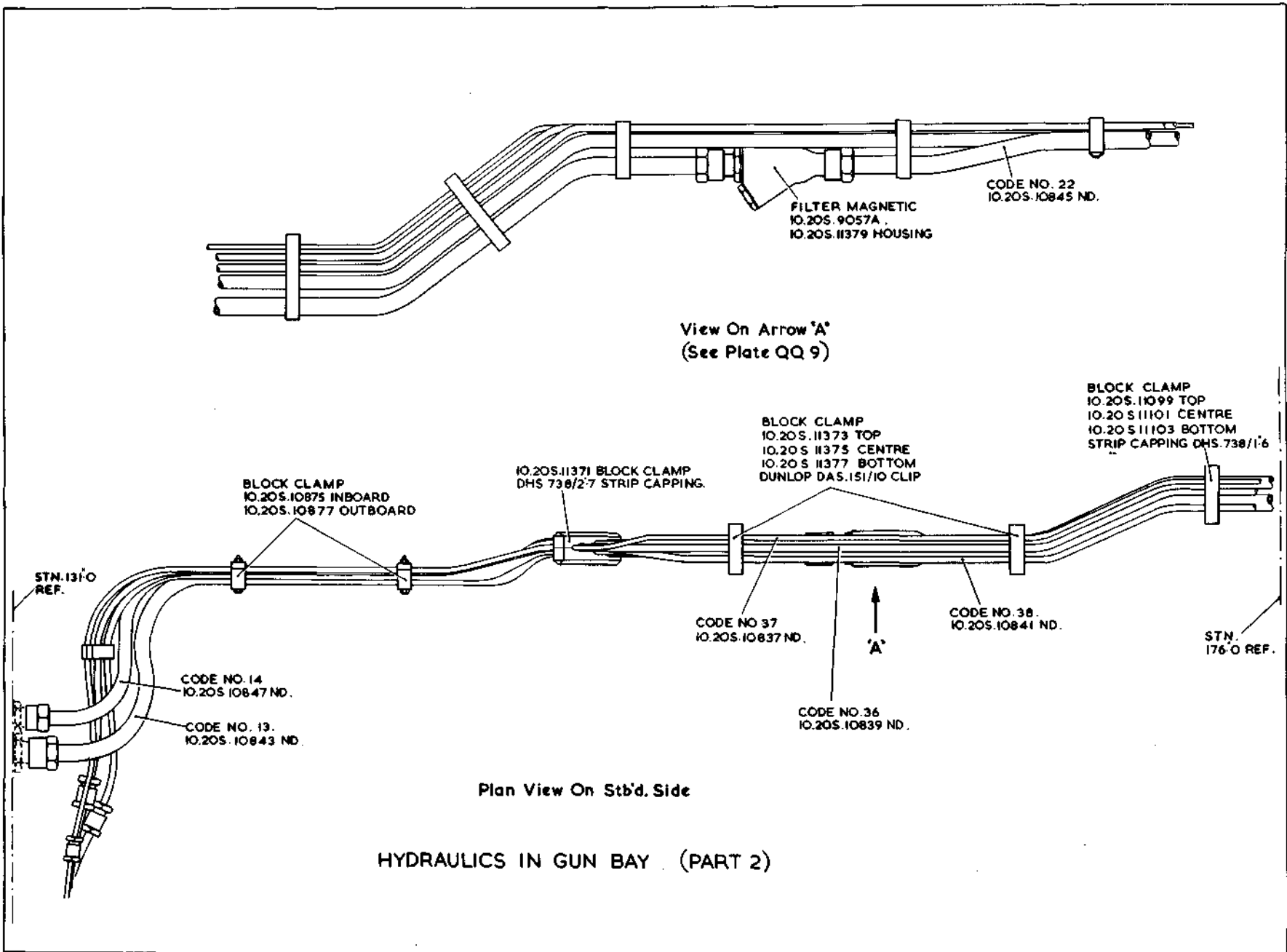
QQ.8  
[A.L. 78]



See Vixen Mk. 1

RESTRICTED

Plate QQ.8



View On Arrow 'A'  
(See Plate QQ 9)

Plan View On Stb'd. Side

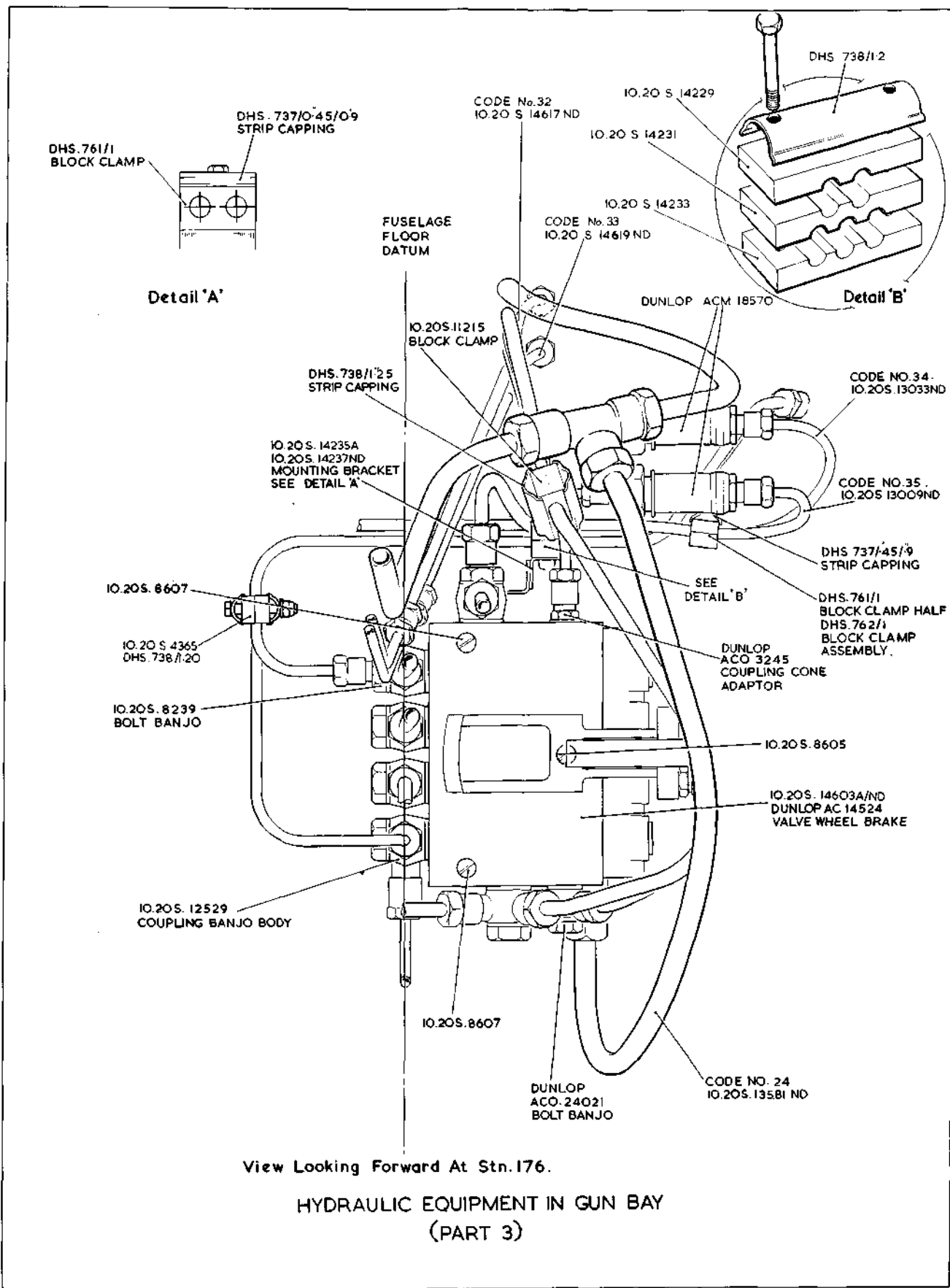
HYDRAULICS IN GUN BAY (PART 2)

QQ.9

SERVICES  
HYDRAULIC INSTALLATION  
IN FUSELAGE

RESTRICTED

QQ.9

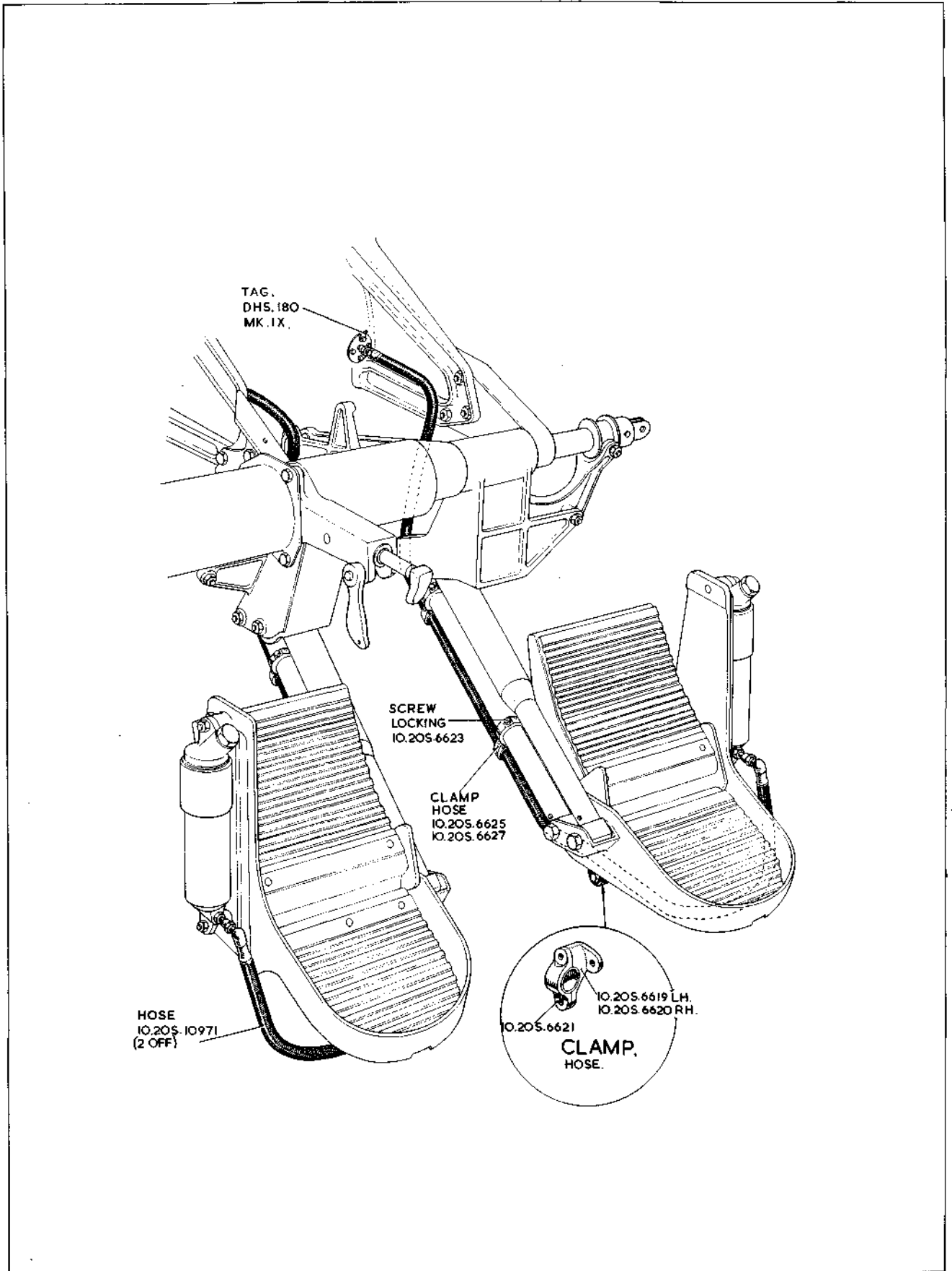


QQ.10

SERVICES  
HYDRAULIC INSTALLATION  
IN FUSELAGE

QQ.10

[A.L.38]

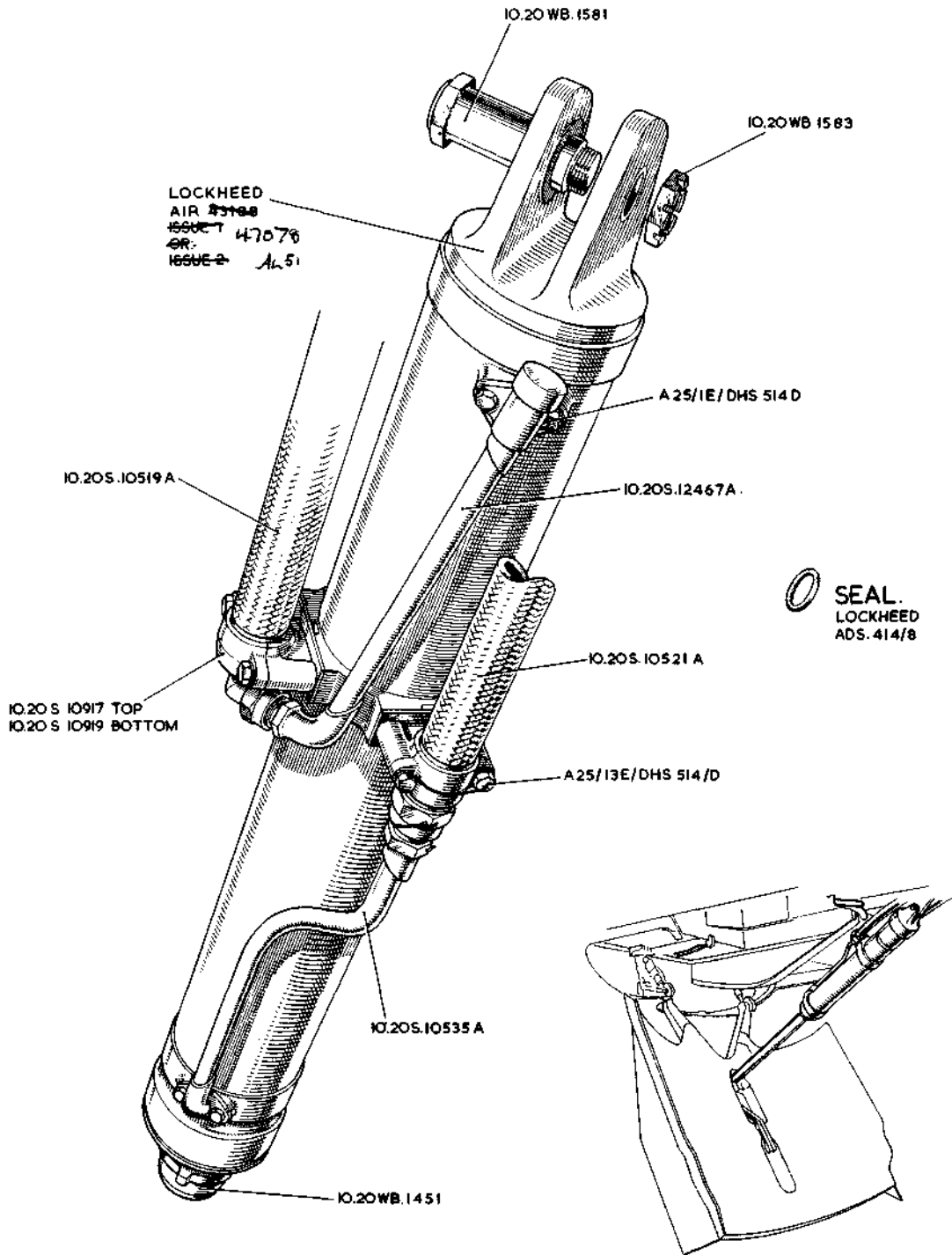


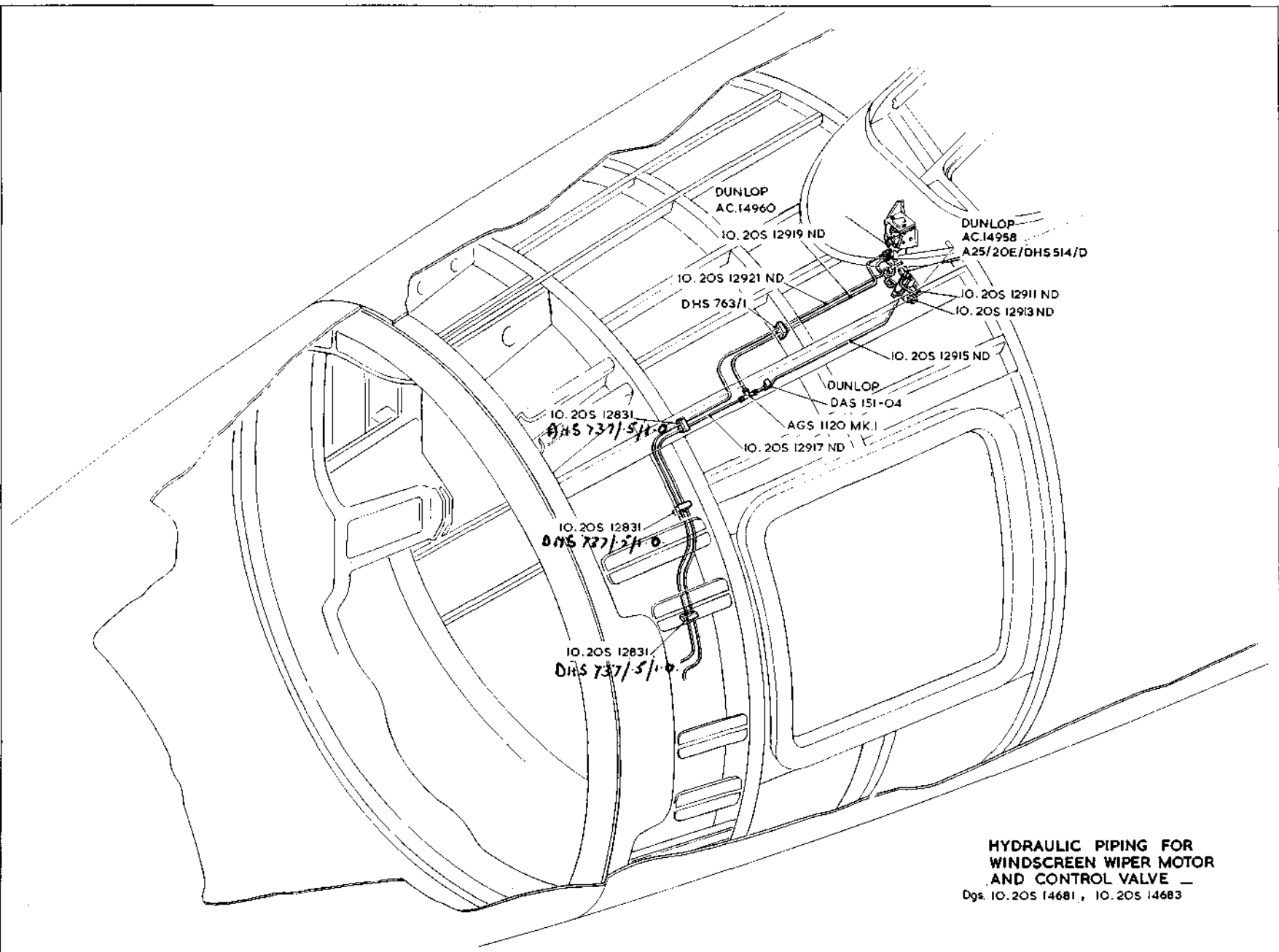
QQ.11

**SERVICES  
HYDRAULIC INSTALLATION  
IN FUSELAGE**

QQ.11

FUSELAGE AIR BRAKE OPERATING JACK.





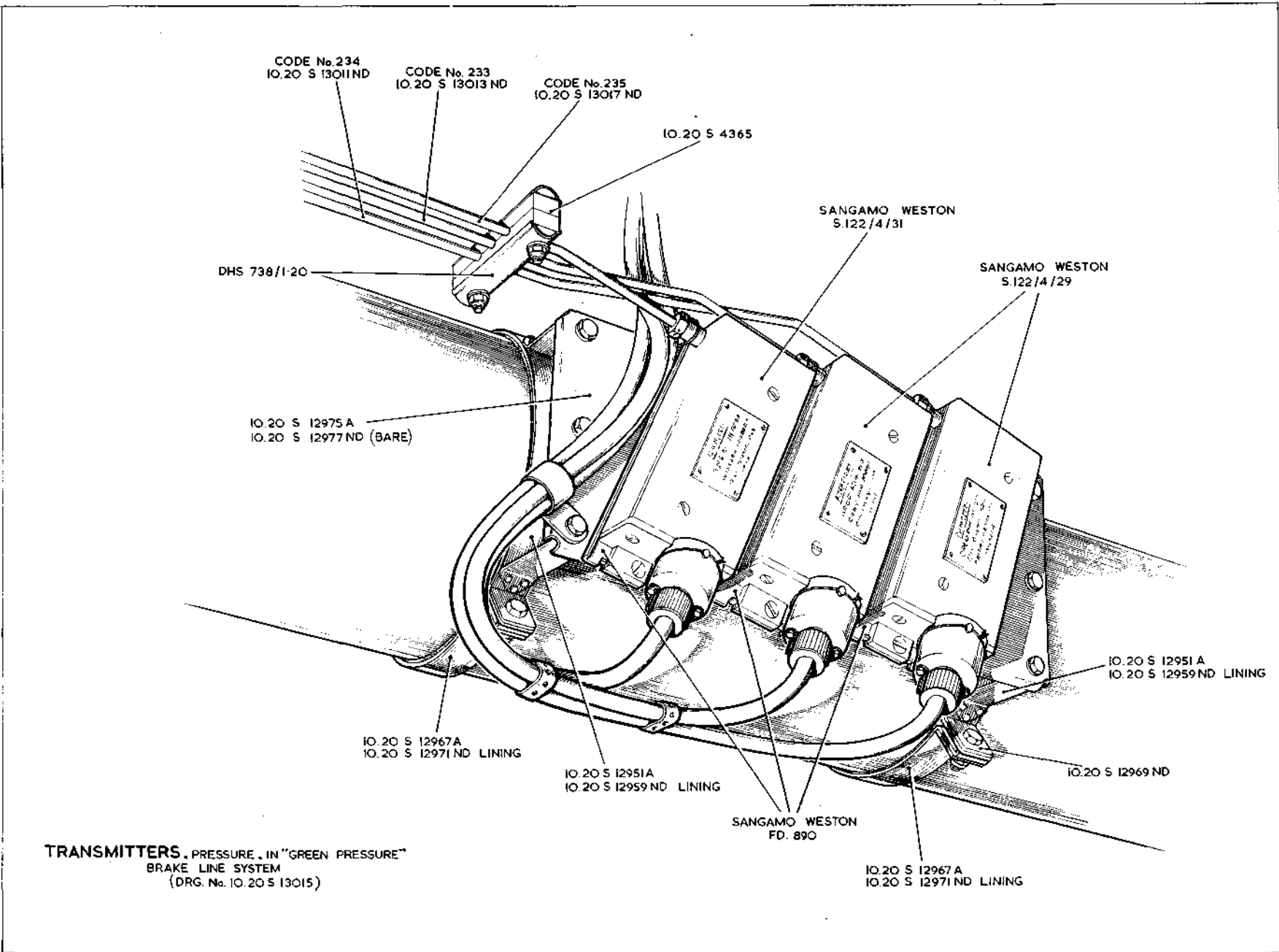
HYDRAULIC PIPING FOR  
WINDSCREEN WIPER MOTOR  
AND CONTROL VALVE —  
Dgs. IO. 20S 14681, IO. 20S 14683

QQ.13

SERVICES  
HYDRAULIC INSTALLATION  
IN FUSELAGE

RESTRICTED

QQ.13  
[A.123]



TRANSMITTERS, PRESSURE, IN "GREEN PRESSURE"  
 BRAKE LINE SYSTEM  
 (DRG. No. 10.20 S 13015)

QQ.14  
 SERVICES  
 HYDRAULIC INSTALLATION  
 IN FUSELAGE

RESTRICTED

QQ.14  
 [A.L. 38]

This file was downloaded  
from the RTFM Library.

Link: [www.scottbouch.com/rtfm](http://www.scottbouch.com/rtfm)

Please see site for usage terms,  
and more aircraft documents.

