

SERVICES
AIR PRESSURE PIPES, FUEL SYSTEM IN WING
CENTRE SECTION AND EXTENSION WING

Ref. No.	Part No.	Description	No. off	Material Specification	Class of Store or L.M.	Plate No.
	—	PIPES, AIR PRESSURE, FUEL SYSTEM IN WING CENTRE SECTION AND EXTENSION WING, GROUP	1	—	—	
	—	PIPES, AIR PRESSURE, TO FUEL AND METHANOL RECUPERATORS and to main vent at rear spar, from tapping off missile and windscreen heating pipe at front firewall, group (Drg. Nos. 10-20 E 5429, 10-20 P 2177, 10-20 P 2471A, 10-20 P 4095, 10-20 S 11095, 10-20 S 14423 and 10-20 S 14429)	1	—	—	
13133	10-20 E 4803	BRACKET , mounting, air distributor, at front firewall, L.H.	1	—	C	QV1
13134	10-20 E 4804	BRACKET , mounting, air distributor, at front firewall, R.H.	1	—	C	QV1
		Attachments for 10-20 E 4803 or 10-20 E 4804, Bracket :—				
28D/9133011	A25/2C	Bolt, 2 BA	2	—	C	
28M/10288	AGS.2001/C/1	Nut, 2 BA	2	—	C	
28W/9419402	SP.13/C	Washer	2	—	C	
28F/9439164	AGS.1109/L	COUPLING , reducing union, at connection of vent pipe to fuel recuperator in tank No. 1	2	—	C	
		Attachment for AGS.1109/L, Coupling :—				
28F/9429532	AGS.1186/C	Seal, bonded	1	—	C	
	10-20 E 2913A/1	DISTRIBUTOR , air, secured to mounting brackets on front firewall, assembly (Mod. 189)	1	—	—	QV1
6526	10-20 E 2915	BLOCK , air distributor	1	—	C	QV1
28R/9711759	AGS.948/C	PLUG , blanking, 3/8" BSP	3	—	C	
13135	10-20 P 3601	UNION , special reducing	1	—	C	QV1
	HYMATIC					
27VB/5348	Type RV56	VALVE , pressure relief	2	—	C	QV1
	SELF PRIMING PUMPS					
27F/5208	SPE.2197	VALVE , non-return	2	—	C	QV1
28F/9649	AGS.1138/C	WASHER , jointing	8	—	C	
		Attachments for 10-20 E 2913A/1, Distributor :—				
28D/7002413	A25/14E	Bolt, 1/2" BSF	1	—	C	
28M/10290	AGS.2001/E/1	Nut, 1/2" BSF	1	—	C	
28W/9418921	SP.13/E	Washer	2	—	C	
5K/3390	AS.3360/B3B	LEAD , bonding, fuel recuperator vent pipe at semi-bulkhead, stn. 197"-45, Port	1	—	C	
5K/3405	AS.3360/B3C	LEAD , bonding, fuel recuperator vent pipe at semi-bulkhead, stn. 197"-45, Starboard	1	—	C	
		Attachments for AS.3360/B3B or AS.3360/B3C, Lead :—				
28D/1010658	A25/1B	Bolt, 4 BA	1	—	C	
	DHS.31.Mk. 24	Clip, bonding, 24 SWG	1	BSS.265	LM	
28M/10287	AGS.2001/B/1	Nut, 4 BA	1	—	C	
28W/9419465	SP.13/B	Washer	1	—	C	

SERVICES
AIR PRESSURE PIPES, FUEL SYSTEM IN WING
CENTRE SECTION AND EXTENSION WING

Ref. No.	Part No.	Description						No. off	Material Specification	Class of Store or L.M	Plate No.
		1	2	3	4	5	6				
28F/8011885	AGS.1142/B	NIPPLE , adapter, at connection of pipes, code Nos. 3 or 113 and 104						2	—	C	
28F/8011886	AGS.1142/D	NIPPLE , adapter, at connections of branch pipes code Nos. 3-6-7 and 3-6-7-99, pipes code Nos. 4 and 5 and recuperator pipes in tank No. 1						9	—	C	
28F/1014650	AGS.1170/B	NIPPLE , pipe, at connections of pipes code Nos. 3, 99 and 104						7	—	C	
	10-20 P 3667ND	PIPE , air vent, fuel recuperator in tank No. 1, from recuperator to adapter on recuperator connections at bottom skin, Port						1	—	PC	QV2
	10-20 P 3669ND	PIPE , air vent, fuel recuperator in tank No. 1, from recuperator to adapter on recuperator connections at bottom skin, Starboard						1	—	PC	QV2
	10-20 P 3585ND	PIPE , in tank No. 1, from adapter on fuel recuperator connections at bottom skin to recuperator, Port						1	—	PC	QV2
	10-20 P 3587ND	PIPE , in tank No. 1, from adapter on fuel recuperator connections at bottom skin to recuperator, Starboard						1	—	PC	QV2
	—	PIPES , code No. 3, between branch pipe at air distributor on front firewall and main vent valve at rear spar, Port only, group (Pre Mod. 961)						1	—	—	
	—	PIPES , code No. 3, between branch pipe at air distributor on front firewall and low pressure electromatic valve (tap), on bottom skin in equipment bay, Port only, group (Mod. 961)						1	—	—	
13128	10-20 E 5383ND	PIPE , between branch pipe at air distributor and first joint						1	—	C	QV1
		Attachments for 10-20 E 5383ND, Pipe :—									
28D/9133013	A25/5C DUNLOP DAS.185/04 OR	Bolt, 2 BA						1	—	C	
		Clip, " P"						1	—	—	QV1
28E/17671	AGS.2080/4	Clip, " P"						1	—	C	
28E/9436728	AGS.2104/4B	Clip, " P"						1	—	C	
28E/9436728	AGS.2104/4B	Clip, " P"						1	—	C	
28M/10287	AGS.2001/B/1	Nut, 4 BA						1	—	C	
28M/10288	AGS.2001/C/1	Nut, 2 BA						1	—	C	
28S/9995376	A32/B20	Screw, 4 BA						1	—	C	
	AS.2809/4/04	Tube, distance, 1" o/d x 22 SWG x "4 long						1	L.63	LM	
28W/9419465	SP.13/B	Washer						1	—	C	
28W/9419475	SP.15/C	Washer						1	—	C	

SERVICES
AIR PRESSURE PIPES, FUEL SYSTEM IN WING
CENTRE SECTION AND EXTENSION WING

Ref. No.	Part No.	Description	No. off	Material Specification	Class of Store or LM	Place No.
13129	10-20 E 5469ND OR	PIPE, from first joint to adapter at rib No. 1	1	—	C	QV1
6535	10-20 E 4477ND	PIPE, from first joint to adapter at rib No. 1 Attachments for 10-20 E 5469ND or 10-20 E 4477ND, Pipe :—	1	—	C	QV1
28F/9584	AGS.1148/B	Nut, thin	1	—	C	
	10-20 S 8269ND	PIPE, along rib No. 1, between adapters at rib No. 1 and rear wheel well wall	1	—	PC	QV2
	10-20 P 2567ND	PIPE, between adapter at rear wheel well wall and main vent valve (Pre Mod. 961) Attachments for 10-20 P 2567ND, Pipe :—	1	—	PC	QV2
28D/9436920	A25/1C	Bolt, 2 BA	2	—	C	
28E/1012876	AS.3181/4C	Clip, "P"	2	—	C	
28E/15149	AS.3181/32C	Clip, "P"	2	—	C	
28M/10288	AGS.2001/C/1	Nut, 2 BA	2	—	C	
	10-20 P 4163ND	PIPE, between adapter at rear wheel well wall and electromatic valve (Mod. 961) Attachments for 10-20 P 4163ND, Pipe :—	1	—	PC	QV2
28D/9436920	A25/1C	Bolt, 2 BA	1	—	C	
28E/17671	AGS.2080/4	Clip, "P"	1	—	C	
28E/17275	AGS.2080/8	Clip, "P"	1	—	C	
28M/10288	AGS.2001/C/1	Nut, 2 BA	1	—	C	
28W/9419475	SP.15/C	Washer	1	—	C	
20290	10-20 E 8399A/ND	PIPE, branch, code No. 3-6-7-99, from missile and windscreen heating pipe to connections at air distributor and vent valve and methanol recuperator pipes at front firewall, assembly (Mod. 1424)	1	—	C	QV1
13131	10-20 E 5457A/ND	PIPE, code No. 4, fuel recuperator at front spar, from air distributor on front firewall to adapter on recuperator connection at bottom skin, Port, assembly	1	—	C	QV1
13132	10-20 E 5459A/ND	PIPE, code No. 5, to fuel recuperator at front spar, from air distributor on front firewall to adapter on recuperator connection at bottom skin, Starboard, assembly Attachments for 10-20 E 5457A/ND, or 10-20 E 5459A/ND, Pipe :—	1	—	C	QV1
28D/9133011	A25/2C	Bolt, 2 BA	1	—	C	
28D/9133012	A25/3C	Bolt, 2 BA, Port only	1	—	C	
28D/7002428	A25/6C	Bolt, 2 BA, Starboard only	1	—	C	
26DV/11856	DUNLOP DAS.185/08 OR	Clip, "P"	1	—	C	QV1
28E/17275	AGS.2080/8	Clip, "P"	1	—	C	
28E/17275	AGS.2080/8	Clip, "P" Starboard only	2	—	C	
28E/17275	AGS.2080/8	Clip, "P"	1	—	C	
28M/10287	AGS.2001/B/1	Nut, 4 BA, Starboard only	1	—	C	
28M/10288	AGS.2001/C/1	Nut, 2 BA	1	—	C	
28S/9995376	A32/B20	Screw, 4 BA, Starboard only	1	—	C	
	AS.2809/4/015	Tube, distance, 1/2" o/d x 22 SWG x "15 long, Port only	1	L.63	LM	
	AS.2809/4/045	Tube, distance, 1/2" o/d x 22 SWG, x "45 long, Starboard only	1	L.63	LM	
28W/9419465	SP.13/B	Washer, Starboard only	1	—	C	
28W/9419402	SP.13/C	Washer	1	—	C	

SERVICES
AIR PRESSURE PIPES, FUEL SYSTEM IN WING
CENTRE SECTION AND EXTENSION WING

Ref. No.	Part No.	Description	No. off	Material Specification	Class of Store or L.M.	Place No.
	10-20 P 3671ND	PIPE , code No. 58, air vent, fuel recuperator, from adapter on recuperator connections at bottom skin to vent outlet at semi-bulkhead, stn. 197"-45, Port	1	—	PC	QV2
	10-20 P 3775ND	PIPE , code No. 59, air vent, fuel recuperator, from adapter on recuperator connections at bottom skin to vent outlet at semi-bulkhead, stn. 197"-45, Starboard	1	—	PC	QV2
		Attachments for 10-20 P 3671ND or 10-20 P 3775ND, Pipe :—				
28D/1010658	A25/1B	Bolt, 4 BA	1	—	C	
28D/9436920	A25/1C	Bolt, 2 BA, Starboard	1	—	C	
28E/18233	AGS.2081/4	Clip, " P," Port	1	—	C	
	DUNLOP DAS.151/04 OR	Clip, " P," Starboard	1	—	—	QV2
28E/17671	AGS.2080/4	Clip, " P "	1	—	C	
28E/10154	AGS.605 Mk. 00	Clip, hose, adjustable	2	—	C	
	DHS.159A/20	Coupling, hose, 1" i/d x 2"0 long (Make from Ref. No. 32C/407)	1	DTD.625A Type 1	LM	QV2
28M/10287	AGS.2001/B/1	Nut, 4 BA	1	—	C	
28M/10288	AGS.2001/C/1	Nut, 2 BA	1	—	C	
28VV/9419465	SP.13/B	Washer, Port	1	—	C	
28VV/9419402	SP.13/C	Washer, Starboard	1	—	C	
	—	PIPES , code No. 99, to methanol recuperator on aft face of main spar, from branch pipe at air distributor on front firewall to control and relief valve on recuperator panel, Starboard, group (Mod. 728)	1	—	—	
	10-20 E 5721ND	PIPE , between branch pipe at air distributor and first joint adjacent to fuel flowmeter transmitter	1	—	PC	QV2
		Attachments for 10-20 E 5721ND, Pipe :—				
28D/1008149	A25/2B	Bolt, 4 BA	1	—	C	
28E/17671	AGS.2080/4	Clip, " P "	1	—	C	
28E/17275	AGS.2080/8	Clip, " P "	1	—	C	
28M/10327	AGS.2002/B/1	Nut, 4 BA	1	—	C	
28VV/9419465	SP.13/B	Washer	1	—	C	
	10-20 E 5737ND	PIPE , between first joint and second joint above heat exchanger thermostatic valve (Mod. 1039)	1	—	PC	QV2

SERVICES
AIR PRESSURE PIPES, FUEL SYSTEM IN WING
CENTRE SECTION AND EXTENSION WING

Ref. No.	Part No.	Description	No. off	Material Specification	Class of Store or L.M.	Place No.
28F/1200995	AGS.1138/D	Attachment for 10-20 E 8241 or 10-20 E 8243, Adapter :— Washer, jointing	1	—	C	
	10-20 E 4311ND	BRACKET , attachment, nine clip, on Starboard side	1	L.72	LM	QV3

SERVICES
AIR PRESSURE PIPE, FUEL SYSTEM IN WING
CENTRE SECTION AND EXTENSION WING

Ref. No.	Part No.	Description	No. off						Material Specification	Class of Score or L.M	Place No.
			1	2	3	4	5	6			
		Attachments for 10-20 E 5737ND, Pipe :-									
28D/1008149	A25/2B	Bolt, 4 BA						2	—	C	
28E/100720	AS.3181/48	Clip, "P"						2	—	C	
28E/9438745	AS.3181/85	Clip, "P"						2	—	C	
28M/10327	AGS.2002/B/1	Nut, 4 BA						2	—	C	
28W/9419465	SP.13/B	Washer						2	—	C	
	10-20 E 5625ND	PIPE, between second joint and control and relief valve on recuperator panel						1	—	PC QV2	
	10-20 P 4395ND	PIPE, code No. 104, drain, from electro-magnetic valve on methanol recuperator to connection at top cowling panel drain pipe (Mod. 1039)						1	—	PC QV2	
	10-20 P 4161ND	PIPE, code No. 113, between electromatic valve (tap) on bottom skin, in equipment bay and main vent valve at rear spar, Port only (Mod. 961)						1	—	PC QV2	
		Attachments for 10-20 P 4161ND, Pipe :-									
28D/9436920	A25/1C	Bolt, 2 BA						2	—	C	
28E/1012876	AS.3181/4C	Clip, "P"						3	—	C	
28E/15149	AS.3181/32C	Clip, "P"						2	—	C	
28M/10288	AGS.2001/C/1	Nut, 2 BA						2	—	C	
	—	STRIPS, bonding at "P" clips, ".015 thick (Make from Ref. No. 30B/1232) (Mod. 1326)						QR	Zinc	LM	
	10-20 P 4171A	VALVE (TAP), low pressure, electromatic, secured to bottom skin in equipment bay, coded "AAY," Port only, assembly (Mod. 961)						1	—	— QV2	
	10-20 P 4165	PLATE, mounting, 16 SWG						1	L.72	LM QV2	
27VA/6430	DUNLOP AC.60384	VALVE (TAP), low pressure, electromatic						1	—	— QV2	
		Attachments for AC.60384, Valve :-									
28D/7002428	A25/6C	Bolt, 2 BA						3	—	C	
28M/9403520	A27/CP	Nut, 2 BA						3	—	C	
28W/9419454	SP.10/C	Washer						3	—	C	
28W/9416643	SP.47/C	Washer						3	—	C	
		Attachments for 10-20 P 4171A, Valve :-									
28D/9436920	A25/1C	Bolt, 2 BA						4	—	C	
28W/9419404	SP.16/C	Washer						4	—	C	
	—	PIPES, AIR PRESSURE, FOR JETTISONABLE UNDERWING FUEL TANKS, from 8th stage engine tapping to wing fold, Port, group (Drg. Nos. 10-20 E 4057, 10-20 S 7127 and 10-20 S 7193)						1	—	—	
	—	PIPES, AIR PRESSURE, FOR JETTISONABLE UNDERWING FUEL TANKS, from 8th stage engine tapping to wing fold, Starboard, group (Drg. Nos. 10-20 E 4057, 10-20 S 7128 and 10-20 S 7194)						1	—	—	
5252	10-20 S 7643	ADAPTER, flanged, pipe coupling, secured to aft face of front firewall						1	—	C QV4	
		Attachments for 10-20 S 7643, Adapter :-									
28D/9133011	A25/2C	Bolt, 2 BA						4	—	C	
28M/10288	AGS.2001/C/1	Nut, 2 BA						4	—	C	
13095	DHS.180 Mk. 3/Z	Tag, locking						1	—	C QV4	
28W/9419402	SP.13/C	Washer						4	—	C	
18340	10-20 E 8241	ADAPTER, pipe union, at 8th stage tapping on engine casing, Port (Mod. 1284)						1	—	C QV3	
18341	10-20 E 8243	ADAPTER, pipe union, at 8th stage tapping on engine casing, Starboard (Mod. 1284)						1	—	C QV3	

SERVICES
AIR PRESSURE PIPES, FUEL SYSTEM IN WING
CENTRE SECTION AND EXTENSION WING

Ref. No.	Part No.	Description	No. off	Material Specification	Class of Store or L.M.	Plate No.
28F/1200995	AGS.1138/D	Attachment for 10-20 E 8241 or 10-20 E 8243, Adapter :— Washer, jointing	1	—	C	
	10-20 E 4311ND	BRACKET , attachment, pipe clip, on Starboard side of rib No. "O," 18 SWG	1	L.72	LM	QV3
5265	10-20 E 4039	BRACKET , mounting, union body coupling, secured to gearbox beam Attachments for 10-20 E 4039, Bracket :— at gearbox beam, Port :—	1	—	C	QV3
28D/9133011	A25/2C	Bolt, 2 BA	2	—	C	
	10-20 E 4059ND	Packing, 18 SWG	1	L.72	LM	QV3
28V/9419402	SP.13/C	Washer at gearbox beam, Starboard :—	2	—	C	
28D/9436920	A25/1C	Bolt, 2 BA	2	—	C	
28M/10288	AGS.2001/C/1	Nut, 2 BA	2	—	C	
	10-20 E 4059ND	Packing, 18 SWG	1	L.72	LM	QV3
28V/9419402	SP.13/C	Washer	2	—	C	
28F/11170	AGS.1129/D	COUPLING , banjo body, secured to flanged pipe adapter at front firewall Attachments for AGS.1129/D, Coupling :—	1	—	C	
28F/9717151	AGS.1213/D	Bolt, banjo, 3/8" BSP	1	—	C	
28F/9428455	AGS.1186/D	Seal, bonded	2	—	C	
28F/9441779	AGS.1145/D	COUPLING , cone union body, at rigid pipe connection at front spar outboard of rib No. 3A, Starboard Attachment for AGS.1145/D, Coupling :—	1	—	C	
28F/1011895	AGS.1148/D	Nut, thin, 1/2" BSP	1	—	C	
28F/9476130	AGS.1109/R	COUPLING , reducing union, at wing-fold flexible hose to rigid pipe connection at front spar	1	—	C	
28F/12487	AGS.1146/D	COUPLING , union body, attached to mounting bracket on gearbox beam at inter-connection of flexible and rigid pipes Attachments for AGS.1146/D, Coupling :—	1	—	C	
28F/1011895	AGS.1148/D	Nut, thin, 1/2" BSP	1	—	C	
28F/11081	AGS.1149/6	Washer, plate	1	—	C	
8213	10-20 E 4703	HOSE , flexible metal, between 8th stage engine tapping and rigid pipe connection at coupling on gearbox beam, Port	1	—	C	QV3
8214	10-20 E 4701	HOSE , flexible metal, between 8th stage engine tapping and rigid pipe connection at coupling on gearbox beam, Starboard	1	—	C	QV3
10901	10-20 S 10475	HOSE , flexible, across wing-fold, between reducing union coupling joint at front spar inboard of rib No. 4 and union body coupling joint inboard of rib No. 4B, Port	1	—	C	QV4
10902	10-20 S 10476	HOSE , flexible, across wing-fold, between reducing union coupling joint at front spar inboard of rib No. 4 and union body coupling joint inboard of rib No. 4B, Starboard	1	—	C	QV4
28F/8011886	AGS.1142/D	NIPPLE , adapter, at connection of pipes, code Nos. 1 and 2	5	—	C	
28F/19141	AGS.2120/D	NIPPLE , pipe, at connection of pipes, code Nos. 1 and 2	5	—	C	

SERVICES
AIR PRESSURE PIPES, FUEL SYSTEM IN WING
CENTRE SECTION AND EXTENSION

Ref. No.	Part No.	Description	No. off	Material Specification	Class of Store or L.M	Plate No.
		PIPES, code No. 1, air pressure between connection to flexible hose at coupling on gearbox beam and connection at front spar to flexible hose across wing-fold, Starboard, group	1	—	—	
	10-20 S 9614ND	PIPE, along front spar, between joint aft of spar inboard of rib No. 1 and joint at forward face of spar outboard of rib No. 2, Starboard	1	—	PC	QV4
		Attachments for 10-20 S 9614ND, Pipe :—				
28D/9436920	A25/1C	Bolt, 2 BA, at front spar	1	—	C	
28D/9133012	A25/3C	Bolt, 2 BA, at top skin	1	—	C	
5082	10-20 M 775	Bush, split	4	—	C	QV4
28E/9496856	AS.3181/10C	Clip, "P"	2	—	C	
28W/9419475	SP.15/C	Washer, at top skin	1	—	C	
	10-20 S 4848ND	PIPE, along front spar, between joint at cone union body coupling outboard of rib No. 3A and reducing union coupling joint to flexible hose inboard of rib No. 4, Starboard	1	—	PC	QV4
	10-20 S 14351ND	PIPE, along front spar, between joint outboard of rib No. 2, and joint at cone union body coupling outboard of rib No. 3A, Starboard	1	—	PC	QV4
	10-20 S 7198ND	PIPE, between body banjo coupling at front firewall and joint at rib No. "O," Starboard	1	L.56	PC	QV4
5268	10-20 E 4035ND	PIPE, between coupling on gearbox beam and adapter on front firewall, Starboard	1	—	C	QV3
		Attachments for 10-20 E 4035ND, Pipe :—				
28E/1200549	AS.3180/8C	Clip, "P"	2	—	C	
28M/10288	AGS.2001/C/1	Nut, 2 BA	2	—	C	
28S/1011490	A32/C16	Screw, 2 BA, at gearbox seal	1	—	C	
28S/9992533	A32/C20	Screw, 2 BA, at bracket on rib No. "O"	1	—	C	
28W/9419402	SP.13/C	Washer	2	—	C	
	10-20 S 9586ND	PIPE, between joint forward of main spar and joint aft of front spar, inboard of rib No. 1, Starboard	1	—	PC	QV4
		Attachments for 10-20 S 9586ND, Pipe :—				
28D/9133012	A25/3C	Bolt, 2 BA	3	—	C	
5082	10-20 M 775	Bush, split	6	—	C	QV4
28E/9496856	AS.3181/10C	Clip, "P"	3	—	C	
12619	10-20 S 12944A/ND	PIPE, lagged, along aft face of main spar, between joint at rib No. "O" strut, and joint forward of main spar, inboard of rib No. 1, Starboard, assembly (Pre Mod. 728)				
		Attachments for 10-20 S 12944A/ND, Pipe :—				
5082	10-20 M 775	Bush, split	4	—	C	QV4
	10-20 S 7255	Clip, "P"	2	L.72	LM	QV4
28M/10288	AGS.2001/C/1	Nut, 2 BA	2	—	C	
28W/9419402	SP.13/C	Washer	2	—	C	

SERVICES
AIR PRESSURE PIPES, FUEL SYSTEM IN WING
CENTRE SECTION AND EXTENSION WING

Ref. No.	Part No.	Description	No. off	Material Specification	Class of Store or L.M	Plate No.
16555	10-20 S 14521A/ND	PIPE , lagged, along aft face of main spar, between joint at rib No. "O" strut, and joint forward of main spar inboard of rib No. 1, Starboard, assembly (Mod. 728)	1	—	C	QV4
5082	10-20 M 775	Attachments for 10-20 S 14521A/ND, Pipe :—	4	—	C	QV4
28M/10288	10-20 S 7255	Bush, split	2	L.72	LM	QV4
28W/9419402	AGS.2001/C/1	Clip, "P"	2	—	C	
	SP.13/C	Nut, 2 BA	2	—	C	
	—	Washer	2	—	C	
	—	PIPES , code No. 2, air pressure, between connection to flexible hose at coupling on gearbox beam and connection at front spar to flexible hose across wing-fold, Port, group	1	—	—	
	10-20 S 9613ND	PIPE , along front spar, between joint aft of spar inboard of rib No. 1 and joint at forward face of spar outboard of rib No. 2, Port	1	L.56	PC	QV4
	—	Attachments for 10-20 S 9613ND, Pipe :—	1	—	C	
28D/9436920	A25/1C	Bolt, 2 BA, at front spar	1	—	C	
28D/9133012	A25/3C	Bolt, 2 BA, at top skin	1	—	C	
5082	10-20 M 775	Bush, split	4	—	C	QV4
28E/9496856	AS.3181/10C	Clip, "P"	2	—	C	
28W/9419475	SP.15/C	Washer, at top skin	1	—	C	
	10-20 S 14399ND	PIPE , along front spar, between joint inboard of rib No. 3A, and reducing union coupling joint to flexible hose inboard of rib No. 4, Port	1	—	PC	QV4
	10-20 S 14401ND	PIPE , along front spar, between joint outboard of rib No. 2 and joint inboard of rib No. 3A, Port	1	—	PC	QV4
	10-20 S 7197ND	PIPE , between banjo body coupling at front firewall, and joint at rib No. "O" strut, Port	1	—	PC	QV4
5267	10-20 E 4037ND	PIPE , between coupling on gearbox beam and adapter on front firewall, Port	1	—	C	QV3
	—	Attachments for 10-20 E 4037ND, Pipe :—	1	—	C	
28D/9040652	A26/1C	Bolt, 2 BA	1	—	C	
28E/1200549	AS.3180/8C	Clip, "P"	1	—	C	
28E/1200550	AS.3180/12C	Clip, "P"	1	—	C	
28M/10288	AGS.2001/C/1	Nut, 2 BA	1	—	C	
28W/9419402	SP.13/C	Washer	1	—	C	
	10-20 S 9585ND	PIPE , between joint forward of main spar and joint aft of front spar, inboard of rib No. 1, Port	1	—	PC	QV4
	—	Attachments for 10-20 S 9585ND, Pipe :—	3	—	C	
28D/9133012	A25/3C	Bolt, 2 BA	3	—	C	
5082	10-20 M 775	Bush, split	6	—	C	QV4
28E/9496856	AS.3181/10C	Clip, "P"	3	—	C	

SERVICES
AIR PRESSURE PIPES, FUEL SYSTEM IN WING
CENTRE SECTION AND EXTENSION WING

Ref. No.	Part No.	Description	No. off	Material Specification	Class of Store or L.M.	Plate No.
12618	10-20 S 12943A/ND	PIPE , lagged, along aft face of main spar, between joint at rib No. "O" strut, and joint forward of main spar inboard of rib No. 1, Port, assembly	1	—	C	QV4
5082	10-20 M 775	Attachments for 10-20 S 12943A/ND, Pipe:—	4	—	C	QV4
	10-20 S 7255	Bush, split	2	L.72	LM	QV4
28M/10288	AGS.2001/C/1	Clip, "P"	2	—	C	
28W/9419402	SP.13/C	Nut, 2 BA	2	—	C	
		Washer	2	—	C	
	—	PIPES, AIR PRESSURE, IN EXTENSION WING FOR JETTISONABLE UNDER-WING FUEL TANKS, PORT, group (Drg. No. 10-20 P 8427)	1	—	—	QV5
	—	PIPES, AIR PRESSURE, IN EXTENSION WING FOR JETTISONABLE UNDER-WING FUEL TANKS, STARBOARD, group (Drg. Nos. 10-20 P 3599, Pre Mods. 776 and 2 and 10-20 P 4107 Mods. 776 and 2)	1	—	—	QV5
	10-20 P 3549	BRACKET , mounting, combined solenoid and non-return valves, secured to front spar between nose rib No. 4B and jettisonable tank pylon support casting, Port	1	L.65	—	QV5
		Attachments for 10-20 P 3549, Bracket:—				
28D/1200119	A25/4C	Bolt, 2 BA	2	—	C	
28M/10288	AGS.2001/C/1	Nut, 2 BA	2	—	C	
26DL/5456	DHS.402/C	Seal, bonded	2	—	C	QV5
28W/9419402	SP.13/C	Washer	2	—	C	
16629	10-20 P 4131	BRACKET , mounting, combined solenoid and non-return valves, secured to front spar between nose rib No. 4B and jettisonable tank pylon support casting, Starboard	1	—	B	QV5
		Attachments for 10-20 P 4131, Bracket:—				
28D/9709461	AS.1242/3C	Bolt, 2 BA	2	—	C	
28M/13264	AGS.2021/C/1	Nut, 2 BA, cap	2	—	C	
26DL/5456	DHS.402/C	Seal, bonded	2	—	C	QV5
28F/10849	AGS.1147/C	COUPLING , union body, secured to bracket on front spar between nose ribs Nos. 4A and 4B, at inter-connection of flexible hose and rigid pipe to solenoid valve, Port	1	—	C	
		Attachments for AGS.1147/C, Coupling:—				
28F/9128915	AGS.1148/C	Nut, thin, 3/8" BSP	1	—	C	
28F/9140974	AGS.1149/4	Washer, plate	1	—	C	

SERVICES
AIR PRESSURE PIPES, FUEL SYSTEM IN WING
CENTRE SECTION AND EXTENSION WING

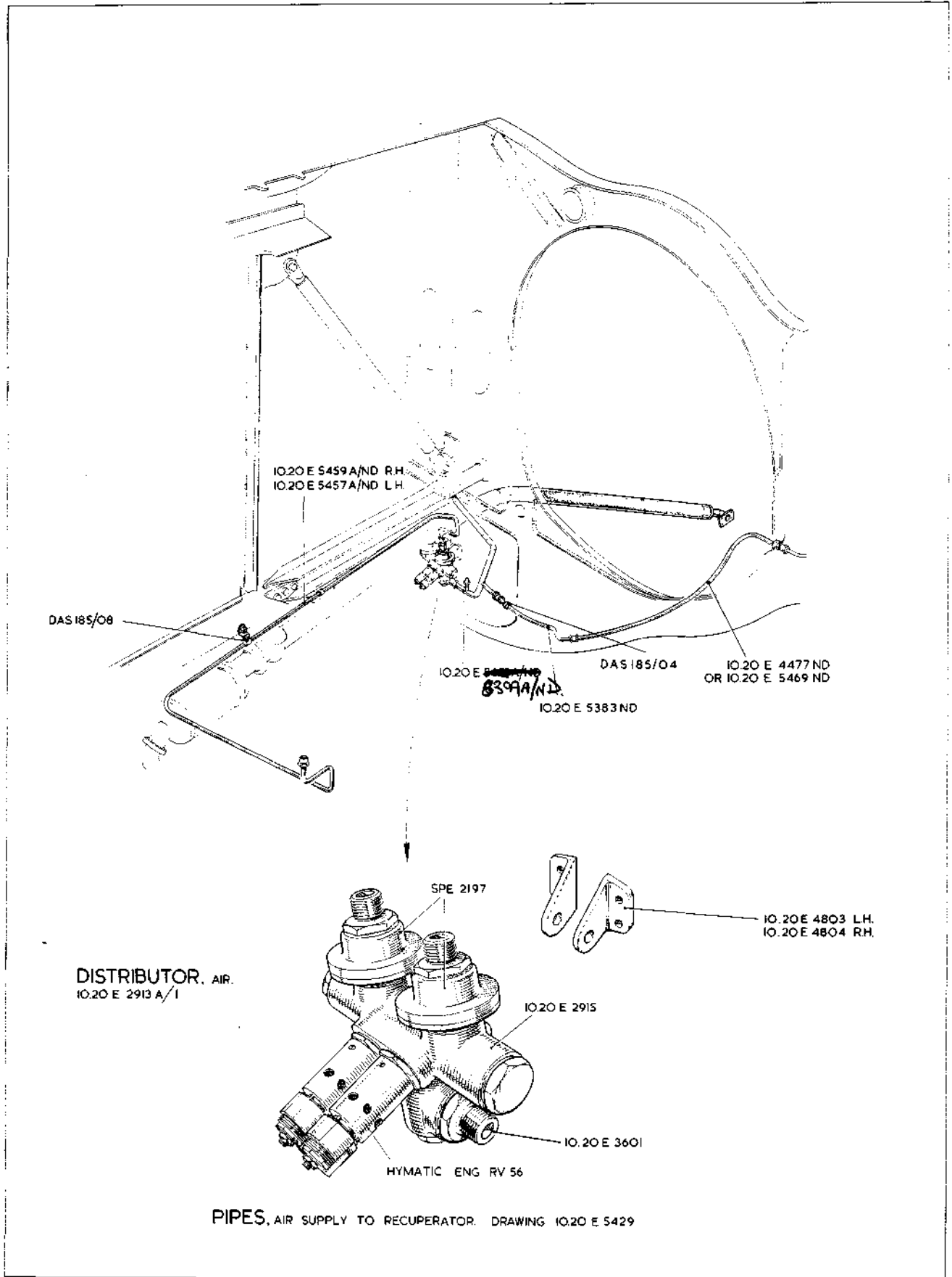
Ref. No.	Part No.	Description	No. off	Material Specification	Class of Score or L.M.	Plate No.
28F/8011896	AGS.1142/C	NIPPLE , adapter, Port	2	—	C	
		Starboard	1	—	C	
28F/8011886	AGS.1142/D	NIPPLE , adapter, Port	1	—	C	
28F/9439897	AGS.1142/E	NIPPLE , adapter, Starboard	1	—	C	
28F/8011897	AGS.1142/F	NIPPLE , adapter, Port	3	—	C	
		Starboard	4	—	C	
	10-20 P 3287ND	PIPE , code No. 2, between coupling secured to bracket on front spar between nose ribs Nos. 4A and 4B, and solenoid valve, Port	1	—	PC	QV5
16626	10-20 P 4113A/ND	PIPE , code No. 1, between coupling secured to bracket on front spar between nose ribs Nos. 4A and 4B, and solenoid valve, Starboard, assembly	1	—	C	QV5
		Attachments for 10-20 P 4113A/ND, Pipe :—				
28F/9128915	AGS.1148/C	Nut, thin, 3/8" BSP	1	—	C	
28F/9140974	AGS.1149/A	Washer, plate	1	—	C	
13451	10-20 P 3575A/ND	PIPE , branch, code No. 62-63-65 between non-return valve, jettisonable tank pylon support casting union and pressure control valve, Port, assembly	1	—	C	QV5
16628	10-20 P 4125A/ND	PIPE , branch, code No. 53-54-56, between non-return valve, jettisonable tank pylon support casting union and pressure control valve, Starboard, assembly	1	—	C	QV5

SERVICES
AIR PRESSURE PIPES, FUEL SYSTEM IN WING
CENTRE SECTION AND EXTENSION WING

Ref. No.	Part No.	Description	No. off	Material Specification	Class of Store or L.M.	Plate No.
18113	10-20 P 8385A/ND	PIPE , branch, code No. 66-67-68, between non-return valve pressure control valve and opening to atmosphere at bottom skin, Port, assembly	1	—	C	QV5
18114	10-20 P 8387A/ND	PIPE , branch, code No. 57-60-61, between non-return valve, pressure control valve and opening to atmosphere at bottom skin, Starboard, assembly Attachments for 10-20 P 8385A/ND, 10-20 P 3334A/ND or 10-20 P 8387A/ND. Pipe:—	1	—	C	QV5
28D/9709461	AS.1242/3C	Bolt, 2 BA	4	—	C	
28M/10288	AGS.2001/C/1	Nut, 2 BA	4	—	C	
13456	10-20 P 3331	Washer, fibre jointing	1	—	C	QV5
28W/9419402	SP.13/C	Washer	4	—	C	
13455	10-20 P 3551	UNION , reducing, 1/2" BSP x 3/4" BSP, secured to jettisonable tank pylon support casting	1	—	C	QV5
28F/9428455	AGS.1186/D	Attachments for 10-20 P 3551, Union:— Seal, bonded	1	—	C	
19690	10-20 P 3513A	VALVES , combined solenoid and non-return, mounted on front spar between nose rib No. 4B and jettisonable tank pylon support casting, Port, assembly	1	—	P	QV5
	10-20 P 3514A	VALVES , combined solenoid and non-return, mounted on front spar between nose rib No. 4B and jettisonable tank pylon support casting, Starboard, assembly (Pre Mod. 776)	1	—	—	QV5
13458	10-20 P 3507	BOLT , banjo	1	—	B	QV5
13457	10-20 P 3509	MOUNTING , banjo, non-return valve	1	—	C	QV5
28F/9428453	AGS.1186/B	SEAL , bonded	2	—	C	
28F/9429532	AGS.1186/C	SEAL , bonded	1	—	C	
28F/9428455	AGS.1186/D	SEAL , bonded	2	—	C	
13459	10-20 P 3511	UNION , reducing, 1/2" BSP x 3/4" BSP, solenoid valve inlet	1	—	C	QV5
27F/5353	SAUNDERS VALVE CO. 704.AA.02/A OR	VALVE , non-return, 1/2" BSP, secured to banjo bolt	1	—	P	QV5
27F/	SAUNDERS VALVE CO. 704/AA.08/A	VALVE , non-return, 1/2" BSP, secured to banjo bolt	1	—	P	
27F/2421	SAUNDERS VALVE CO. N.1003	VALVE , non-return, 3/4" BSP, secured to banjo mounting	1	—	P	QV5

**SERVICES
AIR PRESSURE PIPES, FUEL SYSTEM IN WING
CENTRE SECTION AND EXTENSION WING**

Ref. No.	Part No.	Description	No. off	Material Specification	Class of Store or L.M.	Plate No.
27V/2854	TEDDINGTON CONTROLS FGB.A.4	VALVE , solenoid, coded "TZ," Port. "YW," Starboard Attachments for 10-20 P 3513A or 10-20 P 3514A, Valve:—	1	—	P	QV5
28D/9133014	A25/13C	Bolt, 2 BA	2	—	C	
28M/10288	AGS.2001/C/1	Nut, 2 BA	2	—	C	
26FC/2036	DHS.69/CC	Washer, shim	2	—	C	QV5
28W/9419402	SP.13/C	Washer	2	—	C	
19798	10-20 P 3941A	VALVE , combined solenoid and non-return, mounted on front spar between nose rib No. 4B and jettisonable tank pylon support casting, Starboard, assembly (Mod. 776)	1	—	P	QV5
	10-20 P 8479ND	ADAPTER , (Make from Part No. AGS.950/D Ref. No. 28F/9439161)	1	—	—	QV5
11630	10-20 P 4079	BOLT , banjo	1	—	C	QV5
16631	10-20 P 4083	MOUNTING , banjo, non-return valve	1	—	C	QV5
28F/9429532	AGS.1186/C	SEAL , bonded	1	—	C	
28F/9428455	AGS.1186/D	SEAL , bonded	3	—	C	
28F/9428456	AGS.1186/F	SEAL , bonded	1	—	C	
	SAUNDERS VALVE CO. 706.AA.05.A OR SAUNDERS VALVE CO. 706.AA.14.A	VALVE , non-return, 1/2" BSP, secured to banjo bolt	1	—	P	QV5
27F/5605		VALVE , non-return, 1/2" BSP, secured to banjo bolt	1	—	P	
27F/5606	SAUNDERS VALVE CO. N.1003	VALVE , non-return, 1/2" BSP, secured to banjo mounting	1	—	P	QV5
27F/2421	TEDDINGTON CONTROLS FRU.A.1	VALVE , solenoid, coded "YW "	1	—	P	QV5
		Attachments for 10-20 P 3941A, Valve:—				
28D/9133012	A25/3C	Bolt, 2 BA	2	—	C	
28W/9416643	SP.47/C	Washer, spring	2	—	C	
28W/9419475	SP.15/C	Washer	2	—	C	
27VB/4869	HYMATIC C.51734	VALVE , pressure control, Type RV32, set to 8 1/2 PSI = 1 PSI, located between nose rib No. 4B and jettisonable tank pylon support casting Attachments for C.51734, Valve:—	1	—	P	QV5
28E/19825	SP.91/L	Clip, nose, adjustable	1	—	C	

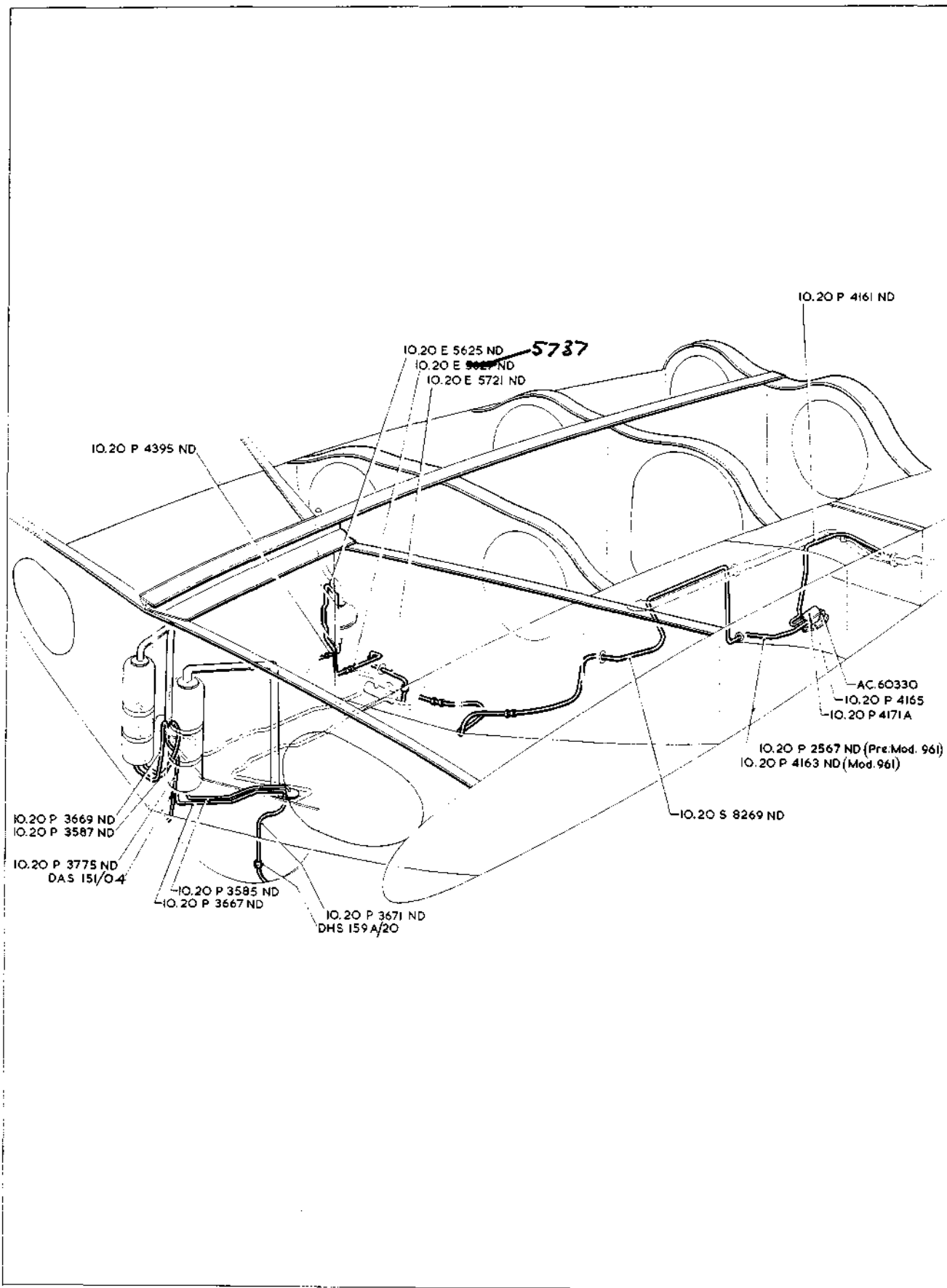


QV.1

SERVICES
AIR PRESSURE PIPES, FUEL SYSTEM IN WING
CENTRE SECTION AND EXTENSION WING

QV.1

[AL 20]

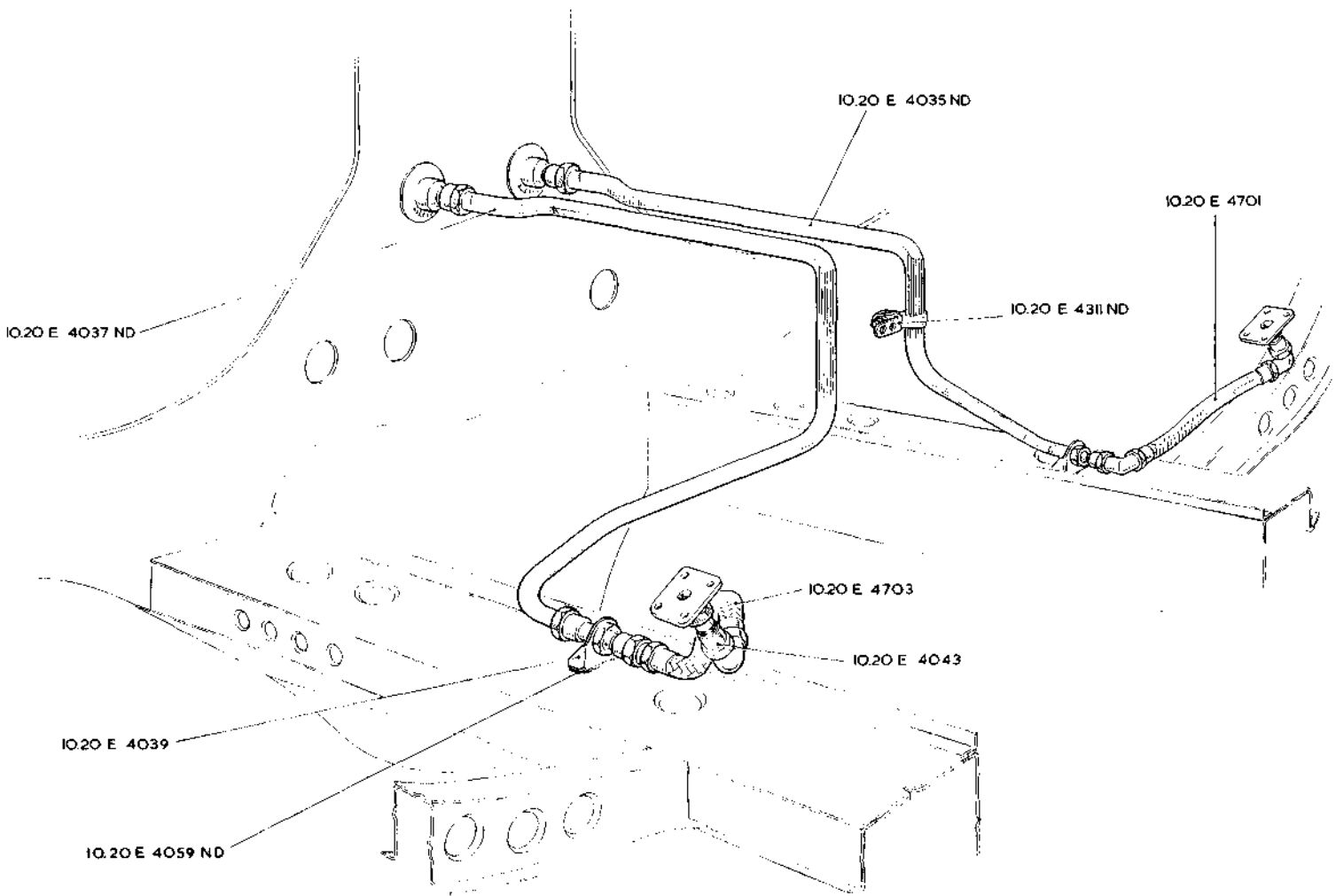


QV. 2

SERVICES
AIR PRESSURE PIPES, FUEL SYSTEM IN WING
CENTRE SECTION AND EXTENSION WING

QV. 2

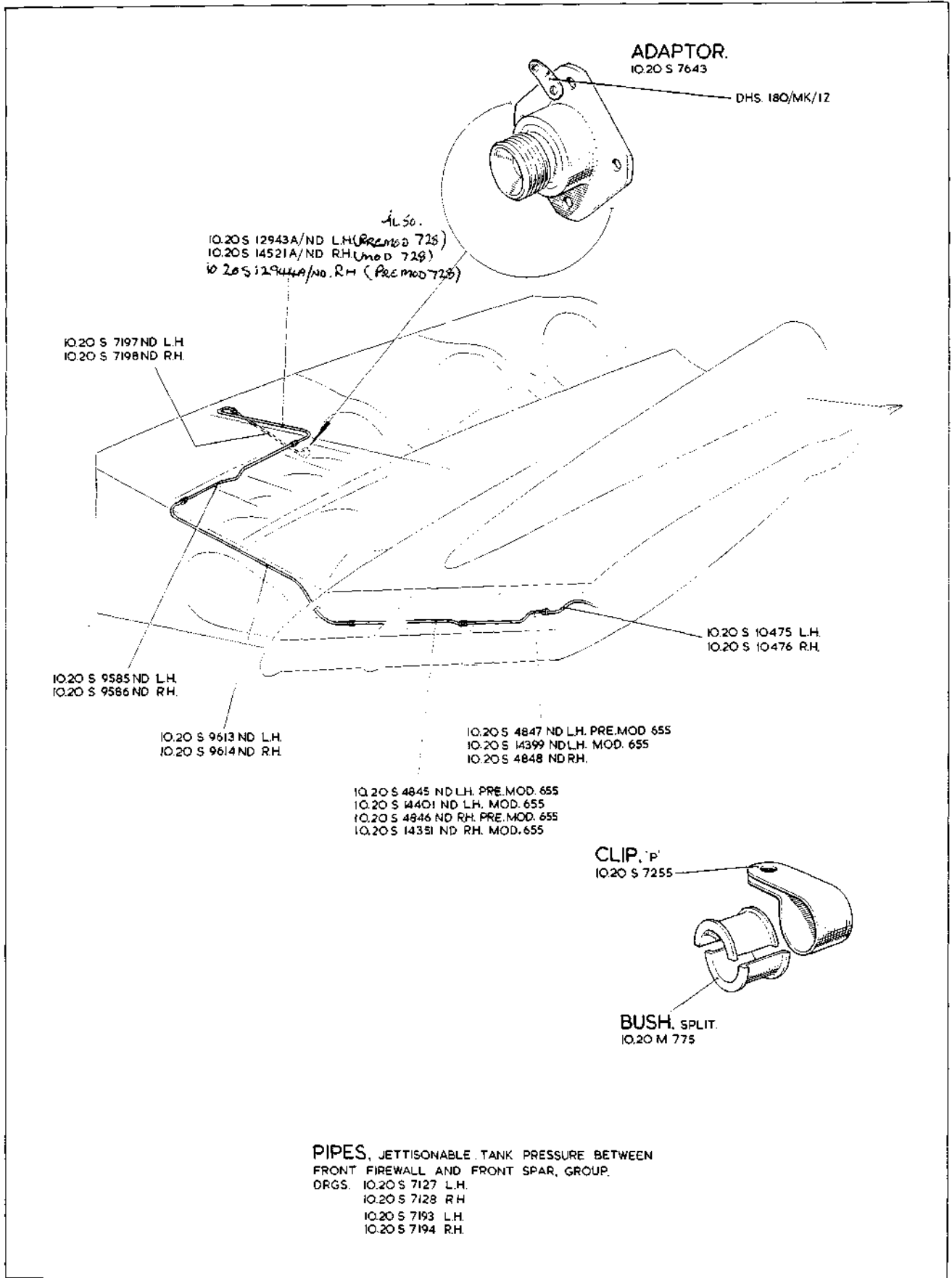
[AL20]



PIPES, JETTISONABLE TANK PRESSURE BETWEEN FRONT
 FIREWALL AND 8th. STAGE TAPPING ON ENGINE GROUP
 DRG. 10.20 E. 4057

QV 3
SERVICES
AIR PRESSURE PIPES, FUEL SYSTEM IN WING
CENTRE SECTION AND EXTENSION WING

RESTRICTED

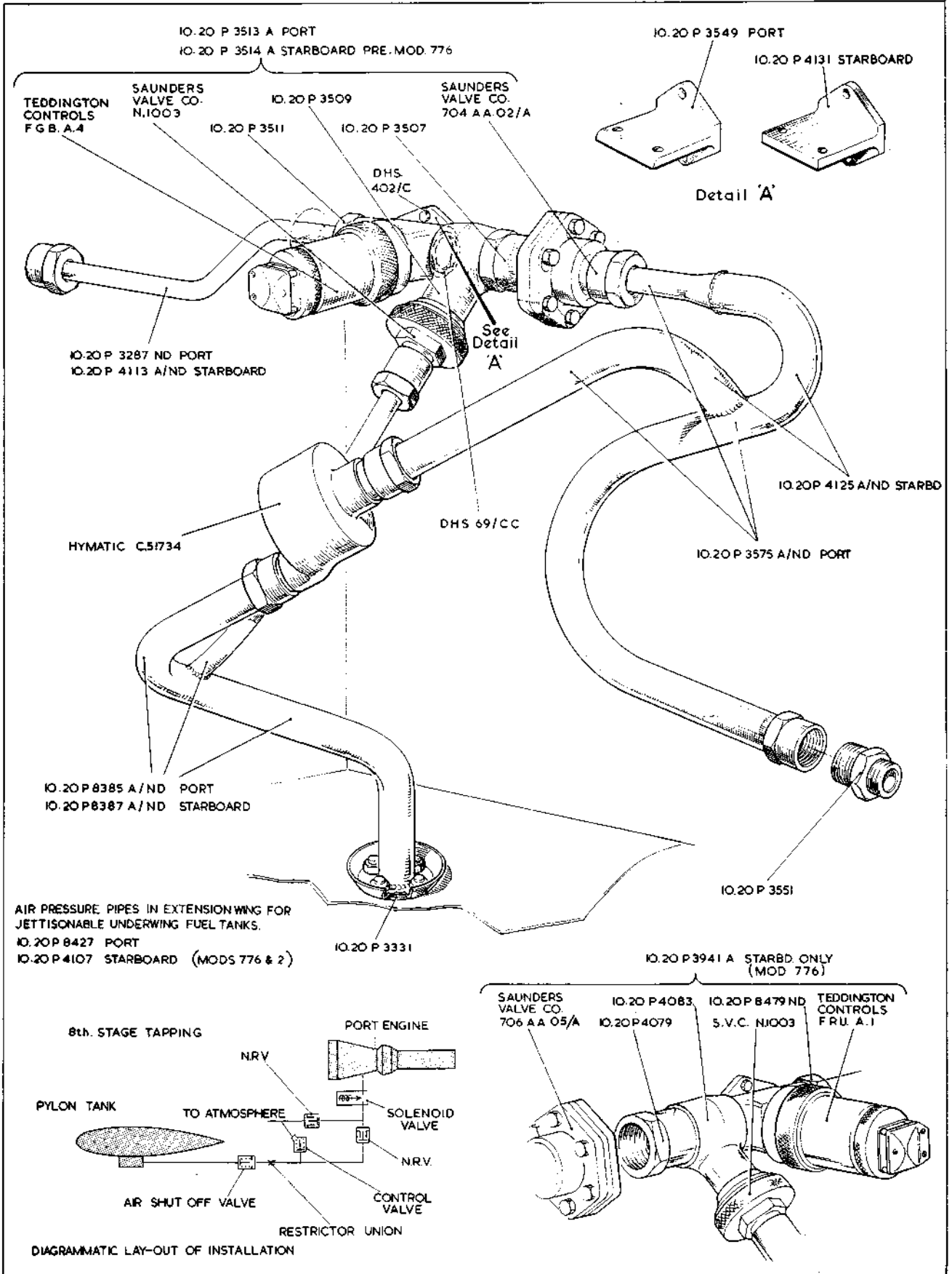


QV 4

SERVICES
AIR PRESSURE PIPES, FUEL SYSTEM IN WING
CENTRE SECTION AND EXTENSION WING

QV 4

[AL 20]



QV5

SERVICES
AIR PRESSURE PIPES - FUEL SYSTEM IN WING
CENTRE SECTION AND EXTENSION WING

QV5
[A.L. 73]

This file was downloaded
from the RTFM Library.

Link: www.scottbouch.com/rtfm

Please see site for usage terms,
and more aircraft documents.

