

SERVICES

HIGH PRESSURE PNEUMATIC SYSTEM IN FUSELAGE

| Ref. No. | Part No. | Description | No. off | Material Specification | Class of Store or L.M. | Plate No. |
|-------------|------------------|---|---------|------------------------|------------------------|-----------|
| | | | | | | |
| | — | INSTALLATION OF HIGH PRESSURE PNEUMATIC SYSTEM IN FUSELAGE (Drg. Nos. 10-20 S 13981, 10-20 S 11543, 10-20 S 11791 and 10-20 FS 16481) | 1 | — | — | |
| 10069 | 10-20 S 11539 | ADAPTER , bulkhead, threaded, at strn. 148", navigator's hatch and canopy seal non-return valve inlet Attachments for 10-20 S 11539, Adapter through 10-20 S 8015, locking plate :— | 1 | — | C | QW3 |
| 28D/9131782 | AS.1242/2B | Bolt, 4 BA | 6 | — | C | |
| 28M/10287 | AGS.2001/B/1 | Nut, 4 BA | 6 | — | C | |
| 28W/9419465 | SP.13/B | Washer | 6 | — | C | |
| 10070 | 10-20 S 11575 | BANJO , navigator's hatch and canopy seal non-return valve inlet adapter pipe coupling Attachments for 10-20 S 11575, Banjo :— | 1 | — | C | QW3 |
| 28F/9423227 | AGS.1135/B | Bolt, banjo | 1 | — | C | |
| 28F/9428453 | AGS.1186/B | Seal bonded | 2 | — | C | |
| 10071 | 10-20 S 11541 | BANJO , selector reducing valve outlet coupling ... Attachments for 10-20 S 11541, Banjo :— | 1 | — | C | QW3 |
| 28F/9143383 | AGS.1213/B | Bolt, banjo | 1 | — | C | |
| 28F/9428453 | AGS.1186/B | Seal, bonded | 2 | — | C | |
| 28F/8011900 | AGS.1129/A | BANJO , pipe coupling, at non-return valve 3-way mounting connector in wave guide pipe line Attachments for AGS.1129/A, Banjo :— | 1 | — | C | |
| 28F/12852 | AGS.1213/A | Bolt, banjo | 1 | — | C | |
| 28F/9428452 | AGS.1186/A | Seal, bonded | 2 | — | C | |
| 28F/10381 | AGS.1130/B | BANJO , selector reducing valve inlet coupling ... Attachments for AGS.1130/B, Coupling :— | 1 | — | C | |
| 28F/9143383 | AGS.1213/B | Bolt, banjo | 1 | — | C | |
| 28F/9428453 | AGS.1186/B | Seal, bonded | 2 | — | C | |
| 15455 | 10-20 FS 17153A | BRACKET , mounting, rear support, Port air cylinder, assembly (Mod. 793) Spares for :— | 1 | — | C | QW5 |
| | 10-20 FS 16443ND | LINING , 0".88 x 2".15 x $\frac{1}{16}$ " thick (Attach with Boscoprene 551) Attachments for 10-20 FS 17153A, Bracket :— | 1 | DTD.762 | LM | QW5 |
| 28D/1011248 | A25/16E | Bolt, $\frac{1}{2}$ " BSF | 1 | — | C | |
| 28D/9706306 | A25/17E | Bolt, $\frac{1}{2}$ " BSF (inboard attachment) | 1 | — | C | |
| 28M/1011475 | A27/EP | Nut, $\frac{1}{2}$ " BSF | 2 | — | C | |
| 28W/9418921 | SP.13/E | Washer | 2 | — | C | |
| 14609 | 10-20 FS 16445A | CLAMP , Port air cylinder mounting bracket, assembly (Mod. 419) Spares for :— | 1 | — | C | QW5 |
| | 10-20 FS 16453ND | LINING , 0".88 x 1".7 x $\frac{1}{16}$ " thick (Attach with Boscoprene 551) Attachments for 10-20 FS 16445A, Clamp :— | 1 | DTD.762 | LM | QW5 |
| 28D/9133012 | A25/3C | Bolt, 2 BA | 2 | — | C | |
| 28M/10288 | AGS.2001/C/1 | Nut, 2 BA | 2 | — | C | |
| 28W/9419402 | SP.13/C | Washer | 2 | — | C | |
| 26DL/15365 | DHS.726/E/16 | Washer | 1 | — | C | |

SERVICES

HIGH PRESSURE PNEUMATIC SYSTEM IN FUSELAGE

| Ref. No. | Part No. | Description | No. off | Material Specification | Class of Store or L.M. | Place No. |
|-------------|---------------------------------------|---|---------|------------------------|------------------------|------------|
| | | | | | | |
| 27VA/4417 | DUNLOP ACM.16738 | COCK , isolation at aft face of gun beam (Mod. 1078) Attachments for ACM.16738, Cock :— | 1 | — | P | QW1 |
| 28D/9453970 | A25/15C | Bolt, 2 BA | 2 | — | C | |
| 28W/9419475 | SP.15/C | Washer | 2 | — | C | |
| 28F/11018 | AGS.1159/B | CONE , cap, blanking, on selector reducing valve Attachments for AGS.1159/B, Cone :— | 1 | — | C | |
| 28P/1007741 | SP.9/C8 | Pin, split | 1 | — | C | |
| 28F/8011819 | AGS.904/B | Sleeve, outer | 1 | — | C | |
| 9765 | 10-20 S 7989A | CONNECTION , flexible, canopy seal, between pipe from seal valve and seal | 1 | — | C | QW1 |
| 14060 | HIGH PRESSURE COMPONENTS SA.101 | CONNECTOR , breakaway at connection of flexible pipe, code No. 30, to transmitter/ receiver | 1 | — | P | QW1 QW3 |
| 10166 | 10-20 S 8343 | CONNECTOR , three-way, pressure relief valve mounting, wave guide pipe line | 1 | — | P | QW1 QW1 |
| 28D/9436920 | A25/1C | Attachments for 10-20 S 8343, Connector :— Bolt, 2 BA | 2 | — | C | |
| 28W/9419402 | SP.13/C | Washer | 2 | — | C | |
| 10167 | 10-20 S 8345 | CONNECTOR , 3-way, non-return valve mounting wave guide pipe line | 1 | — | P | QW1 QW3 |
| 28D/9436920 | A25/1C | Attachments for 10-20 S 8345, Connector :— Bolt, 2 BA | 2 | — | C | |
| 28M/10288 | AGS.2001/C/1 | Nut, 2 BA | 2 | — | C | |
| 28W/9419402 | SP.13/C | Washer | 2 | — | C | |
| 18793 | 10-20 S 21393A | CONTAINER , desiccator, wave guide pipe line, assembly (Mod. 1080) Spares for :— | 1 | — | C | QW1 QW4 |
| 10165 | 10-20 S 8489 | ADAPTER , cone, pipe Attachments for 10-20 S 21393A, Container :— | 1 | — | C | QW5 |
| 28D/9436920 | A25/1C | Bolt, 2 BA | 2 | — | C | |
| 28W/9419402 | SP.13/C | Washer | 2 | — | C | |
| 5245 | 10-20 S 9225 | COUPLING , cone-tee, at inter-connection of pipes code Nos. 9, 10 and 11 | 1 | — | C | QW1 QW4 |
| 28F/9463543 | AGS.1120/1 | COUPLING , cone-tee, at inter-connection of pipes code Nos. 42, 44 and 47 (Mod. 1078) | 1 | — | C | |
| 28F/8011809 | AGS.1104/B | COUPLING , cone adapter, at pressure reducing valve in navigator's hatch and canopy seal pipe line | 2 | — | C | |
| 28F/1013401 | AGS.1107/A | COUPLING , cone reducing union, at joint of pipes code Nos. 36 and 37 | 1 | — | C | |
| 28F/9440881 | AGS.1118/A | COUPLING , cone-tee, at inter-connection of pipes code Nos. 26, 27 and 29 | 1 | — | C | |
| 28F/8011811 | AGS.1118/B | COUPLING , cone-tee, at inter-connection of pipes code Nos. 3, 2 and 5 | 1 | — | C | |
| 28F/12444 | AGS.1123/B | COUPLING , 4-way cone, at inter-connection of pipes code Nos. 21, 22, 23 and 37 | 1 | — | C | |

SERVICES

HIGH PRESSURE PNEUMATIC SYSTEM IN FUSELAGE

| Ref. No. | Part No. | Description | No. off | Material Specification | Class of Store or LM | Plate No. |
|-------------|-------------------|---|---------|------------------------|----------------------|------------|
| | | | | | | |
| 27VA/5911 | DUNLOP ACO.26591 | CRYSTALS , activated Alumina, 11 ozs approx., dehydrator charge | QR | — | C | |
| 27VA/5735 | DUNLOP AC.11846 | CYLINDER , air, 2,000 P.S.I. (Mod. 419) (For spares see AP.4515C, Vol. 3, Pt. 1, Sect. 2, Chap. 61) | 3 | — | P | QW2 |
| 27VA/6322 | DUNLOP ACM.21752 | DEHYDRATOR , in pipe line between selector reducing valve and isolation cock (For spares see AP.4515C, Vol. 3, Pt. 1, Sect. 2, Chap. 61) | 1 | — | P | QW1 QW4 |
| 10AQ/585 | — | DESICCATOR , in wave guide pipe line | 2 | — | P | |
| 27VA/5212 | DUNLOP ACM.18302 | FILTER , air, at navigator's hatch and canopy seal non-return valve inlet banjo coupling (For spares see AP.4515C, Vol. 3, Pt. 1, Sect. 2, Chap. 61) | 1 | — | P | QW4 |
| SK/2877 | SP.40/A8 | GROMMET , through top skin, for pipe from canopy seal control valve to flexible connection | 1 | — | C | |
| 28F/8011885 | AGS.1142/B | NIPPLE , adapter, at connections of pipes code Nos. 1, 20, 42, 45 and 47 | 6 | — | C | |
| 28F/9708189 | AGS.1170/A | NIPPLE , at connection of pipes code Nos. 10 and 36 | 2 | — | C | |
| 28F/1014650 | AGS.1170/B | NIPPLE , at connection of pipes code Nos. 5 and 20 | 3 | — | C | |
| | 10-20 S 13731ND | PIPE , code No. 1, between charging point and Starboard air cylinder (Mod. 419) | 1 | — | PC | QW1 |
| | — | PIPES , code No. 5, isolation cock to dehydrator, group (Mod. 1078) | 1 | — | — | |
| | 10-20 S 21309ND | PIPE , isolation cock to first joint | 1 | — | PC | QW1 |
| | 10-20 S 11589ND | PIPE , first joint to second joint | 1 | — | PC | QW1 |
| | 10-20 S 20765ND | PIPE , second joint to dehydrator | 1 | — | PC | QW1 |
| | DHS.763/4 | Attachments for 10-20 S 20765ND, Pipe :— | | | | |
| | 10072 | Block, clamp, assembly | 1 | — | — | QW4 |
| | 10073 | Block, clamp | 2 | — | C | |
| | 28D/1011019 | Strip, capping | 1 | — | C | |
| | A25/8C | Bolt, 2 BA | 1 | — | C | |
| | 10-20 S 20211ND | PIPE , code No. 6, from selector reducing valve to relief valve (Mod. 849) | 1 | — | PC | QW1 |
| | 10-20 S 20207ND | PIPE , code No. 9, from pressure reducing valve to cone-tee coupling (Mod. 849) | 1 | — | PC | QW1 |
| | DUNLOP DAS.185/04 | Attachments for 10-20 S 20207ND, Pipe :— | | | | |
| | 28E/17671 | Clip, "P" | 1 | — | — | QW1 |
| | AGS.2080/4 | Clip, "P" | 1 | — | C | |
| | — | PIPES , code No. 10, cone-tee coupling to single electromatic tap, group | 1 | — | — | |
| | 10-20 S 11583ND | PIPE , cone-tee coupling to first joint at gun beam | 1 | — | PC | QW1 |
| | 10-20 S 11627ND | PIPE , first joint at gun beam to second joint adjacent to stn. 79"5 | 1 | — | PC | QW1 |
| | 28F/9453689 | Attachments for 10-20 S 11627ND, Pipe :— | | | | |
| | 28W/9419466 | Nut, thin, 1/2" BSP | 1 | — | C | |
| | | Washer | 1 | — | C | |

SERVICES

HIGH PRESSURE PNEUMATIC SYSTEM IN FUSELAGE

| Ref. No. | Part No. | Description | No. off | Material Specification | Class of Store or L.M | Place No. |
|----------------------|-------------------|---|---------|------------------------|-----------------------|-----------|
| | | | | | | |
| | 10-20 S 11633ND | PIPE , second joint adjacent to stn. 79"5 to single electromatic tap | 1 | — | PC | QW1 |
| | DHS.763/1 | Attachments for 10-20 S 11633ND, Pipe :— | | | | |
| 6720 | DHS.761/1 | Block, clamp, assembly | 4 | — | — | QW5 |
| 6719 | DHS.737/45/9 | Block, clamp | 2 | — | C | |
| 28D/1010030 | A25/7C | Strip, capping | 1 | — | C | |
| | | Bolt, 2 BA | 4 | — | C | |
| | — | PIPES , code No. 11, cone-tee coupling to pressure maintaining valve, group | 1 | — | — | |
| | 10-20 S 11587ND | PIPE , cone-tee coupling to joint forward of pressure maintaining valve | 1 | — | PC | QW1 |
| | 10-20 S 13583ND | PIPE , pressure maintaining valve to joint ... | 1 | — | PC | QW1 |
| | — | PIPES , code No. 20, navigator's hatch and canopy seal, non-return valve at stn. 148" to pressure reducing valve at stn. 167", group | 1 | — | — | |
| | 10-20 S 13195ND | PIPE , non-return valve to first joint | 1 | — | PC | QW1 |
| | AGS. 2080/4. | Attachments for 10-20 S 13195ND, Pipe :— | | | | |
| 17671 28E/9636947 | AS.3180/4B | Clip, "P" | 1 | — | C | |
| | 10-20 S 12811ND | PIPE , first joint to second joint | 1 | — | PC | QW1 |
| | AS.1246/1B | Attachments for 10-20 S 12811ND, Pipe :— | | | | |
| 28D/1007979 | AS.3100/4B | Bolt, 4 BA | 1 | — | C | |
| 28E/9419474 | AGS. 2080/4 | Clip, "P" | 2 | — | C | |
| 28W/9419474 | SP.15/E | Washer | 1 | — | C | |
| | 10-20 S 13525ND | PIPE , second joint to pressure reducing valve ... | 1 | — | PC | QW1 |
| | AS.1246/2B | Attachments for 10-20 S 13525ND, Pipe :— | | | | |
| 28D/11540 | AS.3100/4B | Bolt, 4 BA | 2 | — | C | |
| 28E/9419474 | AGS. 2080/4 | Clip, "P" | 3 | — | C | |
| 28M/10287 | AGS.2001/B/1 | Nut, 4 BA | 2 | — | C | |
| 28W/9419474 | AS.2809/4/030 | Tube, distance, 1/2" o/d x 22 SWG x 0"-30 long | 1 | L.62 | LM | |
| | SP.15/B | Washer | 2 | — | C | |
| | 10-20 S 9667ND | PIPE , code No. 21, pressure reducing valve to four-way cone coupling, navigator's hatch and canopy seal pipe line | 1 | — | PC | QW1 |
| | 10-20 S 7995ND | PIPE , code No. 22, four-way coupling to canopy seal valve | 1 | — | PC | QW1 |
| | A25/1B | Attachments for 10-20 S 7995ND, Pipe :— | | | | |
| 28D/1010658 | AS.3100/4B | Bolt, 4 BA | 1 | — | C | |
| 28E/9419474 | AGS. 2080/4 | Clip, "P" | 1 | — | C | |
| 28M/10287 | AGS.2001/B/1 | Nut, 4 BA | 1 | — | C | |
| 28W/9419465 | SP.13/B | Washer | 1 | — | C | |
| | 10-20 S 7997ND | PIPE , code No. 23, between four-way cone coupling and flexible hose to navigator's hatch seal valve | 1 | — | PC | QW1 |
| | 10-20 S 7993ND | PIPE , code No. 24, canopy seal valve to canopy seal flexible connection | 1 | — | PC | QW1 |
| | A25/3C | Attachments for 10-20 S 7993ND, Pipe :— | | | | |
| 28D/9133012 | DUNLOP DAS.151/09 | Bolt, 2 BA | 1 | — | C | |
| 26DV/12431 | OR | Clip | 1 | — | C | QW5 |
| 28E/9508639 | AGS.2080/9 | Clip, "P" | 1 | — | C | |
| 28M/10288 | AGS.2001/C/1 | Nut, 2 BA | 1 | — | C | |
| 28W/9419402 | SP.13/C | Washer | 2 | — | C | |

SERVICES

HIGH PRESSURE PNEUMATIC SYSTEM IN FUSELAGE

| Ref. No. | Part No. | Description | No. off | Material Specification | Class of Store or L.M. | Plate No. |
|-------------|-----------------|---|---------|------------------------|------------------------|-----------|
| | | | | | | |
| | 10-20 S 11629ND | PIPE , code No. 25, single electromatic tap to pressure reducing valve, wave guide pipe line | 1 | — | PC | QW1 |
| 20187 | 10-20 S 7983A | PIPE , flexible, containing glass break tube, between pipe from 4-way cone coupling and navigator's hatch seal valve, assembly | 1 | — | C | QW1 |
| 28F/9439531 | AGS.952/B | COLLAR , pipe | 1 | — | C | |
| | 10-20 S 9927ND | CONNECTION , end, 1/4" o/d x 22 SWG | 1 | L.56 | LM | QW1 |
| | 10-20 S 7977ND | HOSE , flexible, 3/16" i/d x 1"5 long | 1 | DTD.373 | LM | QW1 |
| | 10-20 S 7979ND | HOSE , flexible, 3/16" i/d x 16"5 long | 1 | DTD.373 | LM | QW1 |
| 28F/8011819 | AGS.904/B | SLEEVE , outer | 1 | — | C | |
| 9997 | 10-20 S 7975ND | TUBE , glass, 1/4" o/d x 3/16" i/d x 1"4 long | 1 | — | C | QW1 |
| | | Attachments for 10-20 S 7983A, Pipe :— | | | | |
| 28E/1011791 | AGS.606/B | Clip, hose, adjustable | 1 | — | C | |
| | 10-20 S 11631ND | PIPE , code No. 26, pressure reducing valve to cone tee coupling, wave guide pipe line | 1 | — | PC | QW1 |
| | | Attachments for 10-20 S 11631ND, Pipe :— | | | | |
| | DHS.763/1 | Block, clamp, assembly | 4 | — | — | QW5 |
| 6720 | DHS.761/1 | Block, clamp | 2 | — | C | QW5 |
| 6719 | DHS.737/45/9 | Strip, capping | 1 | — | C | QW5 |
| 28D/1010030 | A25/7C | Bolt, 2 BA | 4 | — | C | |
| | 10-20 S 12711ND | PIPE , code No. 27, cone-tee coupling to 3-way connector at non-return valve, wave guide pipe line | 1 | — | PC | QW1 |
| | | Attachments for 10-20 S 12711ND, Pipe :— | | | | |
| 28D/9436920 | A25/1C | Bolt, 2 BA | 2 | — | C | |
| 28E/16949 | AGS.2080/3 | Clip, "P" | 2 | — | C | |
| 28M/10288 | AGS.2001/C/1 | Nut, 2 BA | 2 | — | C | |
| 28W/9419402 | SP.13/C | Washer | 2 | — | C | |
| | 10-20 S 12755ND | PIPE , code No. 38, non-return valve to desiccator, wave guide pipe line | 1 | — | PC | QW1 |
| | 10-20 S 12709ND | PIPE , code No. 29, cone-tee coupling to pressure relief valve, wave guide pipe line | 1 | — | PC | QW1 |
| | | Attachments for 10-20 S 12709ND, Pipe :— | | | | |
| 28D/9436920 | A25/1C | Bolt, 2 BA | 1 | — | C | |
| 28E/16949 | AGS.2080/3 | Clip, "P" | 1 | — | C | |
| 28M/10288 | AGS.2001/C/1 | Nut, 2 BA | 1 | — | C | |
| 28W/9419402 | SP.13/C | Washer | 1 | — | C | |
| 5710 | 10-20 S 8461 | PIPE , code No. 30, flexible, 3-way connector at non-return valve to breakaway connector at transmitter/receiver, wave guide pipe line | 1 | — | C | QW1 |
| 11925 | 10-20 S 12493 | PIPE , code No. 31, flexible, pressure relief valve to wave guide | 1 | — | C | QW1 |
| | — | PIPES , code Nos. 36 and 37, 4-way cone coupling to seal test coupling at Port fuselage side panel, group | 1 | — | — | |
| | 10-20 S 14163ND | PIPE , code No. 36, reducing union cone to 1st joint from seal test coupling (Mod. 356) | 1 | — | PC | QW1 |
| | | Attachments for 10-20 S 14163ND, Pipe :— | | | | |
| 28D/1214865 | AS.1246/2B | Bolt, 4 BA | 1 | — | C | |
| 28E/16949 | AGS.2080/3 | Clip, "P" | 1 | — | C | |
| 28E/17671 | AGS.2080/4 | Clip "P" | 1 | — | C | |
| 28E/8018279 | AS.3180/4C | Clip "P" | 1 | — | C | |
| 28W/9419474 | SP.15/B | Washer | 1 | — | C | |

SERVICES

HIGH PRESSURE PNEUMATIC SYSTEM IN FUSELAGE

| Ref. No. | Part No. | Description | No. off | Material Specification | Class of Store or L.M. | Plate No. |
|-------------|-----------------|--|---------|------------------------|------------------------|-----------|
| | | | | | | |
| | 10-20 S 11795ND | PIPE, second joint to seal test coupling ... | 1 | — | PC | QW1 |
| 28E/16949 | AGS.2080/3 | Attachments for 10-20 S 1179ND, Pipe:— | | | | |
| 28E/17671 | AGS.2080/4 | Clip "P" ... | 1 | — | C | |
| | | Clip "P" ... | 1 | — | C | |
| | 10-20 S 14161ND | PIPE, code No. 37, 4-way cone to coupling to reducing union cone (Mod. 356) | 1 | — | PC | QW1 |
| | 10-20 S 20213ND | PIPE, code No. 39, from air filter to pressure reducing valve (Mod. 849) | 1 | — | PC | QW1 |
| | 10-20 S 20767ND | PIPE, code No. 40, selector reducing valve to air filter (Mod. 1078) | 1 | — | PC | QW1 |
| | | Attachments for 10-20 S 20767ND, Pipe:— | | | | |
| 28D/1008149 | A25/2B | Bolt, 4 BA ... | 1 | — | C | |
| 28E/9436947 | AS.3180/4B | Clip "P" ... | 1 | — | C | |
| 28M/10287 | AGS.2001/B/1 | Nut, 4 BA ... | 1 | — | C | |
| 28W/9419401 | SP.10/B | Washer ... | 1 | — | C | |
| | 10-20 S 20763ND | PIPE, code No. 41, selector reducing valve to dehydrator (Mod. 1078) | 1 | — | PC | QW1 |
| | | Attachments for 10-20 S 20763ND, Pipe:— | | | | |
| 28D/1008149 | A25/2B | Bolt, 4 BA ... | 1 | — | C | |
| 28E/9436947 | AS.3180/4B | Clip, "P" ... | 1 | — | C | |
| 28M/10287 | AGS.2001/B/1 | Nut, 4 BA ... | 1 | — | C | |
| 28W/9419401 | SP.10/B | Washer ... | 1 | — | C | |
| | 10-20 S 20769ND | PIPE, code No. 42, between centre air cylinder and L.H. cone-tee coupling (Mod. 1078) | 1 | — | PC | QW1 |
| | 10-20 S 21307ND | PIPE, code No. 43, between L.H. cone-tee coupling and isolation cock (Mod. 1078) | 1 | — | PC | QW1 |
| | 10-20 S 20761ND | PIPE, code No. 44, between R.H. cone-tee coupling and relief valve (Mod. 1078) | 1 | — | PC | QW1 |
| | 10-20 S 20773ND | PIPE, code No. 45, between centre air cylinder and R.H. cone-tee coupling (Mod. 1078) | 1 | — | PC | QW1 |
| | 10-20 S 20759ND | PIPE, code No. 46, between Starboard air cylinder and cone-tee coupling (Mod. 1078) | 1 | — | PC | QW1 |
| | | Attachments for 10-20 S 20759ND, Pipe:— | | | | |
| 28E/8018279 | AS.3180/4C | Clip, "P" ... | 1 | — | C | |
| | 10-20 S 21115ND | PIPE, code No. 47, between Port air cylinder and cone-tee coupling (Mod. 1078) | 1 | — | PC | QW1 |
| | 10-20 S 8015 | PLATE, locking, navigator's hatch and canopy seal non-return valve | 1 | S.510 | LM | QW5 |
| 28F/9428452 | AGS.1186/A | SEAL, bonded, under pressure relief valve, in wave guide pipe line | 1 | — | C | |
| 28F/9428453 | AGS.1186/B | SEAL, bonded, under cone adapter couplings at non-return valve and pressure reducing valve in navigator's hatch and canopy seal pipe line and air filter | 4 | — | C | |

SERVICES

HIGH PRESSURE PNEUMATIC SYSTEM IN FUSELAGE

| Ref. No. | Part No. | Description | No. off | Material Specification | Class of Store or L.M. | Plate No. |
|-------------|--------------------|---|---------|------------------------|------------------------|-----------|
| | | | | | | |
| 28F/9429532 | AGS.1186/C | SEAL, bonded, under non-return valve in wave guide pipe line | 1 | — | C | |
| 28S/1011481 | A31/C48 | STRAP, attachment, dehydrator, group | 2 | — | — | |
| 28U/13999 | 10-20 S 4323 | SCREW, clamping, 2 BA | 1 | — | C | |
| 28U/14001 | AS.2427 | STRAP, attachment | 2 | L.72 | — | QW5 |
| | AS.2429 | TRUNNION, tapped, 2 BA | 1 | — | C | |
| | | TRUNNION, drilled, 2 BA clearance | 1 | — | C | |
| | | Attachments for Strap, attachment, group :— | | | | |
| 28P/9710567 | 10-20 S 4321 | Pin, pivot | 2 | L.56 | — | QW5 |
| 28W/9419405 | SP.90/C4 | Pin, split (SP.9/C5) | 4 | — | C | |
| | SP.15/E | Washer | 4 | — | C | |
| | | STRAP, attachment, front, Port air cylinder, group | 1 | — | — | |
| 15358 | 10-20 FS 17443 | SCREW, clamping, 2 BA (Mod. 419) | 1 | — | C | QW5 |
| | 10-20 FS 17829A/ND | STRAP, attachment, inboard, assembly | 1 | — | — | QW5 |
| | 10-20 FS 16363A/ND | STRAP, attachment, outboard, assembly | 1 | — | — | QW5 |
| | 10-20 FS 16141ND | LINING, inboard, 1"5 x 4"6 x 1/16" thick (Attach with Boscoprene 551) | 1 | DTD.672 | LM | QW5 |
| | 10-20 FS 16361ND | LINING, outboard, 1"5 x 2"5 x 1/16" thick | 1 | DTD.762 | LM | QW5 |
| | AS.2425/8 1/2 | STRAP, inboard | 1 | — | — | |
| | AS.2425/4 1/2 | STRAP, outboard | 1 | — | — | |
| 28U/9482426 | AS.2430 | TRUNNION, tapped, 2 BA | 1 | — | C | |
| 28U/14002 | AS.2432 | TRUNNION, drilled, 2 BA clearance | 1 | — | C | |
| | | STRAP, attachment, front, Starboard air cylinder, group | 1 | — | — | |
| 15358 | 10-20 FS 17443 | SCREW, clamping, 2 BA (Mod. 419) | 1 | — | C | QW5 |
| | 10-20 FS 14641A/ND | STRAP, attachment, assembly | 2 | — | LM | QW5 |
| | 10-20 FS 14639ND | LINING, 1"5 x 3"35 x 1/16" thick (Attach with Boscoprene 551) | 1 | DTD.762 | LM | QW5 |
| | AS.2425/5 1/2 | STRAP | 1 | — | — | |
| 28U/9482426 | AS.2430 | TRUNNION, tapped, 2 BA | 1 | — | C | |
| 28U/14002 | AS.2432 | TRUNNION, drilled, 2 BA clearance | 1 | — | C | |
| | | STRAP, attachment, front and rear, centre air cylinder, group | 2 | — | — | |
| 15358 | 10-20 FS 17443 | SCREW, clamping, 2 BA (Mod. 419) | 1 | — | C | QW5 |
| | 10-20 FS 16135A/ND | STRAP, attachment, assembly | 2 | — | LM | QW5 |
| | 10-20 FS 16133ND | LINING, 1"5 x 3"35 x 1/16" thick (Attach with Boscoprene 551) | 1 | DTD.762 | LM | QW5 |
| | AS.2425/6 | STRAP | 1 | — | — | |
| 28U/9482426 | AS.2430 | TRUNNION, tapped, 2 BA | 1 | — | C | |
| 28U/14002 | AS.2432 | TRUNNION, drilled, 2 BA clearance | 1 | — | C | |
| | | STRAP, attachment, rear, Starboard air cylinder, group | 1 | — | — | |
| 15358 | 10-20 FS 17443 | SCREW, clamping, 2 BA (Mod. 419) | 1 | — | C | QW5 |
| | 10-20 FS 16143A/ND | STRAP, attachment, assembly | 2 | — | LM | QW5 |
| | 10-20 FS 16141ND | LINING, 1"5 x 4"6 x 1/16" thick (Attach with Boscoprene 551) | 1 | DTD.762 | LM | QW5 |
| | AS.2425/7 1/2 | STRAP | 1 | — | — | |
| 28U/9482426 | AS.2430 | TRUNNION, tapped, 2 BA | 1 | — | C | |
| 28U/14002 | AS.2432 | TRUNNION, drilled, 2 BA, clearance | 1 | — | C | |
| | | Attachments for Strap, attachment, groups :— | | | | |
| 28P/1046 | SP.4Y/D24 | Pin, shackle, 1/2" dia. | 2 | — | C | |
| 28P/9527619 | SP.90/C7 | Pin, split (SP9/C8) | 2 | — | C | |
| | AS.2811/6/150 | Tube, distance, 3/8" o/d x 17 SWG x 1"5 long | 2 | L.62 | LM | |
| 28W/9498921 | SP.13/E | Washer | 2 | — | C | |

SERVICES

HIGH PRESSURE PNEUMATIC SYSTEM IN FUSELAGE

| Ref. No. | Part No. | Description | No. off | Material Specification | Class of Store or L.M | Plate No. |
|-------------|--------------------------------------|---|---------|------------------------|-----------------------|------------|
| | | | | | | |
| 26FN/3374 | DHS.180.Mk. 2/X | TAG , locking, navigator's hatch and canopy seal non-return valve | 1 | — | C | QW3 |
| 27V/5291 | TEDDINGTON CONTROLS ES/A/502 | VALVE , canopy seal control, coded "CF," at stn. 157" Attachments for ES/A/502. Valve :— | 1 | — | P | QW1 |
| 28D/9133011 | A25/C2 | Bolt, 2 BA | 3 | — | C | |
| 28W/9419402 | SP.13/C | Washer | 2 | — | C | |
| | 10-20 S 12581A | VALVE , ground charging, complete with pressure gauge, assembly | 1 | — | — | QW1 QW6 |
| 28M/10811 | LOCKHEED AIR.63678 | ADAPTER , gauge | 1 | — | C | |
| 28F/8011809 | AGS.1104/B | ADAPTER , cone, pipe | 1 | — | C | |
| 28N/9128964 | AGS.596/A | CAP , dust protection | 1 | — | C | |
| 27M/— | LOCKHEED AIR.65392 | GAUGE , pressure, 0-4,000 P.S.I. | 1 | — | — | |
| 28M/763 | OR LOCKHEED AIR.100128 | GAUGE , pressure, 0-4,000 P.S.I. | 1 | — | P | |
| 27M/— | OR LOCKHEED AIR.102746 | GAUGE , pressure, 0-4,000 P.S.I. Attachments for AIR.65392, AIR.100128 or AIR.102746. Gauge :— | 1 | — | — | |
| 28F/9584 | AGS.1148/B | Nut, thin, 1/2" BSP | 1 | — | C | |
| 27M/7743 | LOCKHEED AIR.34508 | PLATE , locking, charging valve Attachments for AIR.34508, Plate :— | 1 | — | C | |
| 28S/9131779 | A31/C8 | Screw, 2 BA | 1 | — | C | |
| 28W/9416643 | SP.47/C | Washer, spring | 1 | — | C | |
| 28R/9719126 | AGS.566/B | PLUG , blanking | 2 | — | C | |
| 28F/9428453 | AGS.1186/B | SEAL , bonded, under charging valve | 1 | — | C | |
| 27M/8320 | LOCKHEED ADS.409/4 | SEAL , internal, gauge | 1 | — | C | |
| 28Y/15486 | HIGH PRESSURE COMPONENTS GYP.A/58 | VALVE , charging | 1 | — | C | |
| 28F/8014021 | AGS.1138/B | WASHER , jointing, under blanking plug and cone adapter | 3 | — | C | |
| 28D/9133011 | A25/2C | Attachments for 10-20 S 12581A, Valve :— Bolt, 2 BA | 2 | — | C | |
| 28W/9419402 | SP.13/C | Washer | 2 | — | C | |
| 27F/5598 | SELF PRIMING PUMPS SPE.2700 | VALVE , non-return, Type P29A Mk. 3, mounted at stn. 148" in navigator's hatch and canopy seal pipe line | 1 | — | P | QW1 QW6 |
| 27F/2156 | SELF PRIMING PUMPS SPE.1701 | VALVE , non-return, Type P28A Mk. 2, in wave-guide pipe line | 1 | — | — | QW1 |
| | 10-20 FS 17691A | VALVE , pressure reducing, assembly (Mod. 849) ... | 1 | — | — | QW1 QW7 |
| | 10-20 FS 17689 | BRACKET , mounting, 18 SWG | 1 | L.72 | LM | QW7 |

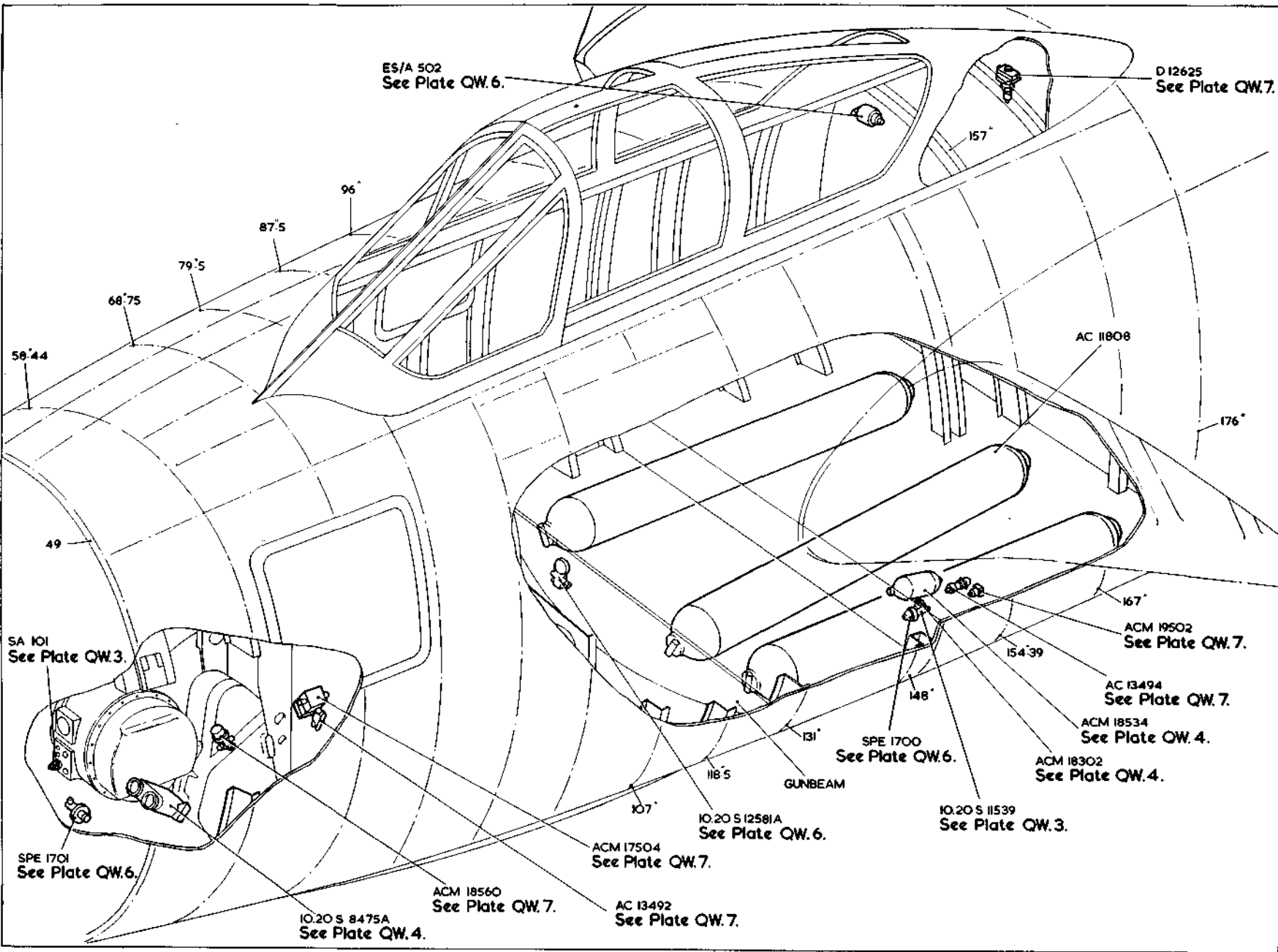
HIGH PRESSURE PNEUMATIC SYSTEM IN FUSELAGE

| Ref. No. | Part No. | Description | No. off | Material Specification | Class of Store or L.M. | Place No. |
|-------------|------------------|--|---------|------------------------|------------------------|------------|
| | | | | | | |
| 27VA/5956 | DUNLOP ACM.20188 | VALVE , pressure reducing ... (For Spares see AP.4515C, Vol. 3, Part 1, Sect. 2, Chap. 61) | 1 | — | C | QW7 |
| 3411 | A25/1C/DHS.514/D | Attachments for ACM.20188, Valve :— | | | | |
| 28W/9419402 | SP.13/C | Bolt, 2 BA ... | 4 | — | C | QW7 |
| | | Washer ... | 4 | — | C | |
| 28D/9133011 | A25/2C | Attachments for 10-20 FS 17691A, Valve :— | | | | |
| 28W/9419402 | SP.13/C | Bolt, 2 BA ... | 4 | — | C | |
| | | Washer ... | 4 | — | C | |
| 27G/2764 | DUNLOP ACM.17504 | VALVE , pressure reducing, 250 P.S.I.—22.5 P.S.I., in wave guide pipe line (For Spares see AP.4515C, Vol. 3, Part 1, Sect. 2, Chap. 61) | 1 | — | P | QW1 QW7 |
| | | Attachments for ACM.17504, Valve :— | | | | |
| 28D/9436920 | A25/1C | Bolt, 2 BA ... | 4 | — | C | |
| 28D/8306 | AS.1242/1C | Bolt, 2 BA ... | 4 | — | C | |
| 28M/10288 | AGS.2001/C/1 | Nut, 2 BA ... | 4 | — | C | |
| | 10-20 S 11565 | Plate, adapter ... | 1 | L.73 | LM | QW7 |
| 28W/9419402 | SP.13/C | Washer ... | 4 | — | C | |
| 27VB/5345 | HYMATIC D.12625 | VALVE , pressure reducing, Type PS.29/60, 250 P.S.I.—9 P.S.I., mounted at stn. 167" in navigator's hatch and canopy seal pipe line (For Spares see AP.4515E, Vol. 3, Part 1) | 1 | — | P | QW1 QW7 |
| | | Attachments for D.12625, Valve :— | | | | |
| 28M/10327 | AGS.2002/B/1 | Nut, 4 BA ... | 2 | — | C | |
| 28W/9419465 | SP.13/B | Washer ... | 2 | — | C | |
| 27VA/5425 | DUNLOP ACM.18560 | VALVE , pressure relief, 26 P.S.I. absolute, in wave guide pipe line (For Spares see AP.4515C, Vol. 3, Part 1, Sect. 2, Chap. 61) | 1 | — | P | QW1 QW7 |
| 27VA/5500 | DUNLOP ACM.19502 | VALVE , relief, 3,500 P.S.I., mounted at Stns. 131"-1 and 157" (For Spares see AP.4515C, Vol. 3, Part 1, Sect. 2, Chap. 61) | 2 | — | P | QW1 QW7 |
| | | Attachments for ACM.19502, Valve :— | | | | |
| 28M/10328 | AGS.2002/C/1 | Nut, 2 BA ... | 4 | — | C | |
| 28W/9419402 | SP.13/C | Washer ... | 4 | — | C | |
| 27VA/5953 | DUNLOP AC.60598 | VALVE , selector reducing, 3,000 P.S.I.—250 P.S.I. (Mod. 849) (For Spares see AP.4515C, Vol. 3, Part 1, Sect. 2, Chap. 61) | 1 | — | P | QW1 QW7 |
| | | Attachments for AC.60598, Valve :— | | | | |
| 28D/1011029 | A25/1E | Bolt, 1/2" BSF ... | 4 | — | C | |
| 28M/10290 | AGS.2001/E/1 | Nut, 1/2" BSF ... | 4 | — | C | |
| 28W/9418921 | SP.13/E | Washer ... | 4 | — | C | |
| 27VA/5421 | DUNLOP AC.13492 | VALVE , single electromatic, coded "KG", in wave guide pipe line (For Spares see AP.4515C, Vol. 3, Part 1, Sect. 2, Chap. 61) | 1 | — | P | QW6 |
| | | Attachments for AC.13492, Valve :— | | | | |
| 28D/12531 | A25/3C | Bolt, 2 BA ... | 3 | — | C | |
| 28M/10288 | AGS.2001/C/1 | Nut, 2 BA ... | 2 | — | C | |
| 28W/9419402 | SP.13/C | Washer ... | 3 | — | C | |

SERVICES

HIGH PRESSURE PNEUMATIC SYSTEM IN FUSELAGE

| Ref. No. | Part No. | Description | | | | | | No. off | Material Specification | Class of Score or L.M. | Place No. |
|----------|----------|-------------|---|---|---|---|---|---------|------------------------|------------------------|-----------|
| | | 1 | 2 | 3 | 4 | 5 | 6 | | | | |
| | | | | | | | | | | | |



QW.2

PNEUMATIC INSTALLATION IN FUSELAGE

SERVICES

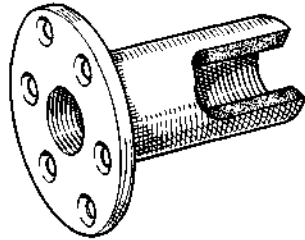
QW.2

RESTRICTED

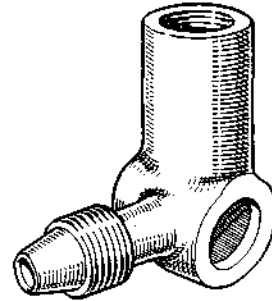
See Vixen Mk. 1

RESTRICTED

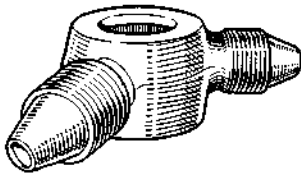
Plate QW.2



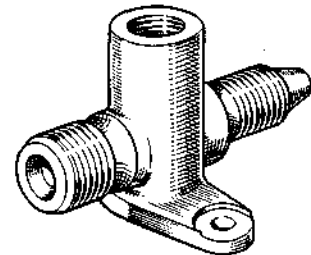
ADAPTER, BULKHEAD.
IO.20 S 1539



BANJO.
IO.20 S 11575



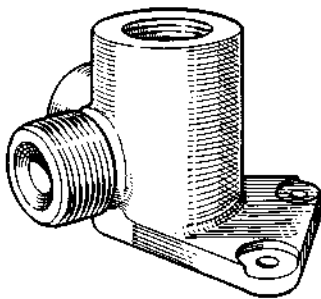
BANJO.
IO.20 S 11541




CONNECTOR, 3-WAY,
PRESSURE RELIEF VALVE MTG.
IO.20 S 8343



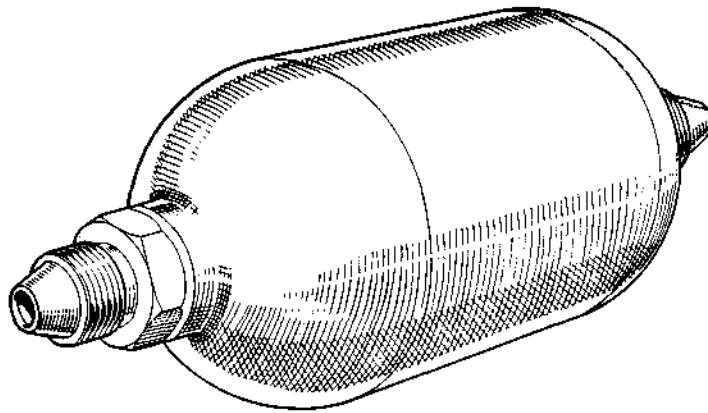
TAG.
DHS 180 MK. 2/X



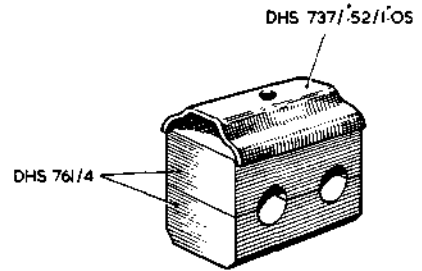
CONNECTOR, 3-WAY,
NON-RETURN VALVE MTG.
IO.20 S 8345



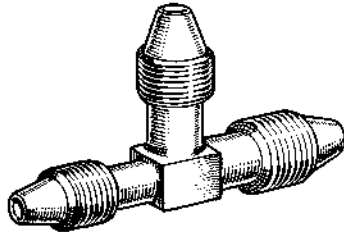
CONNECTOR, BREAKAWAY.
H.P. COMPONENTS LTD. SA.101.



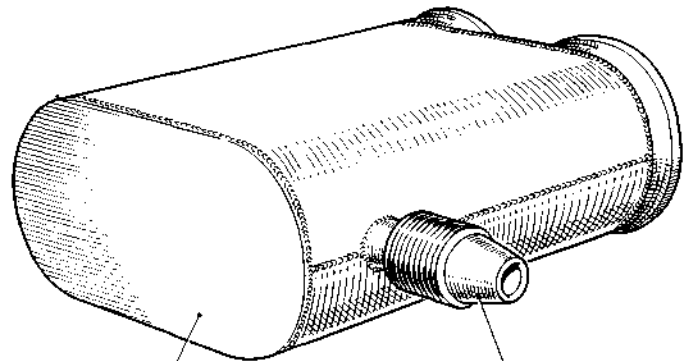
DEHYDRATOR.
DUNLOP ACM 18534



DHS 737/52/105
DHS 76/4
BLOCK, CLAMP, ASSY.
DHS 763/4

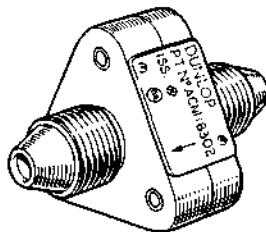


COUPLING, CONE TEE.
IO.20 S 9225

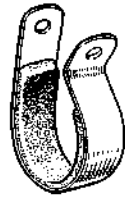


CONTAINER, DESICCATOR.
IO.20 S 8439A 21393A

ADAPTER.
IO.20 S 8489

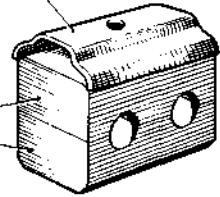


FILTER, AIR.
DUNLOP ACM 18302



CLIP
DUNLOP DAS 151/09

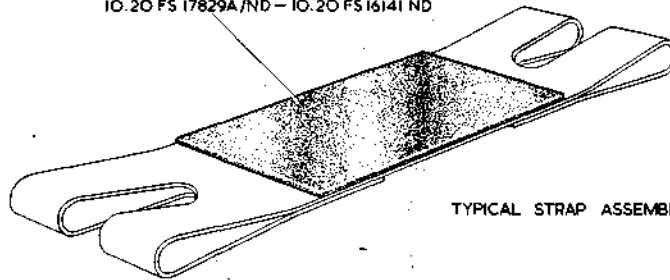
DHS 737/45/9




DHS 761/1

BLOCK, CLAMP, ASSY.
DHS 763/1

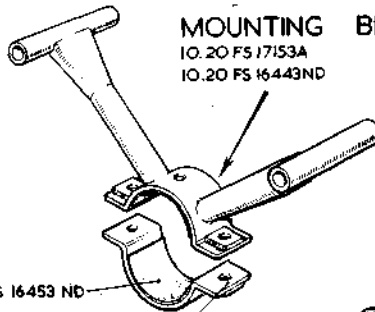
STRAP, ATTACHMENT, ASSY.
IO.20 FS 14641A/ND — IO.20 FS 14639ND
IO.20 FS 16135A/ND — IO.20 FS 16133ND
IO.20 FS 16143A/ND — IO.20 FS 16141ND
IO.20 FS 16363A/ND — IO.20 FS 16361ND
IO.20 FS 17829A/ND — IO.20 FS 16141ND



TYPICAL STRAP ASSEMBLY



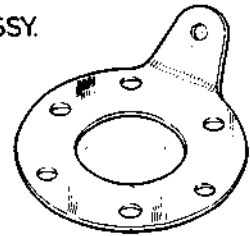
SCREW
IO.20 FS 17443



MOUNTING BRACKET ASSY.

IO.20 FS 17153A
IO.20 FS 16443ND

IO.20 FS 16453 ND

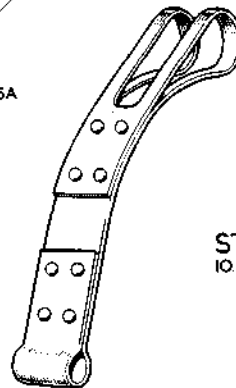


PLATE, LOCKING.
IO.20 S 8015



PIN, PIVOT
IO.20 S 4321

CLAMP
IO.20 FS 16445A



STRAP, ATTACHMENT.
IO.20 S 4323

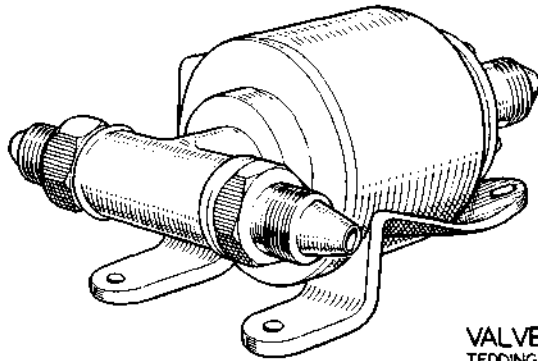
QW.5

SERVICES

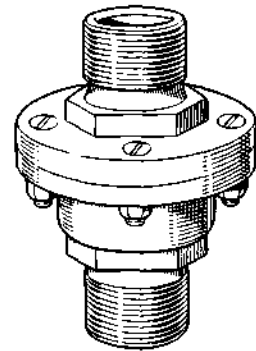
QW.5

PNEUMATIC INSTALLATION IN FUSELAGE

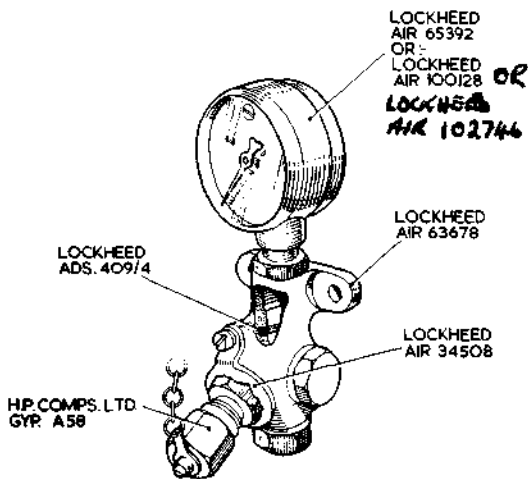
[A.L.34]



VALVE, CANOPY SEAL CONTROL.
TEDDINGTON CONTROLS LTD.
ES/A 502

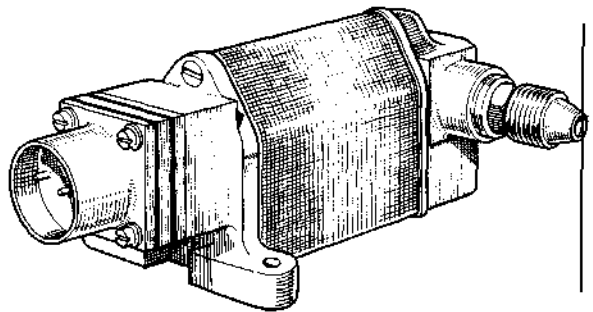


VALVE, NON-RETURN.
SPE. 1700
SPE. 1701 SIMILAR



VALVE, GROUND CHARGING,
COMPLETE WITH PRESSURE GAUGE.
IO.20 S 12581A

TAP, SINGLE, ELECTROMATIC
IN WAVE GUIDE PIPE LINE.
DUNLOP AC.13492



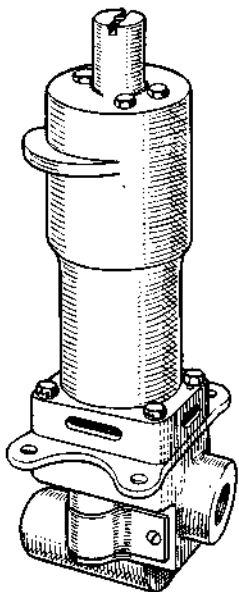
QW.6

SERVICES

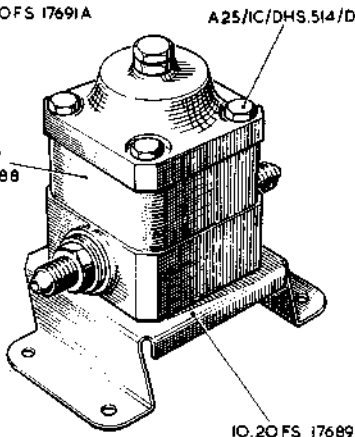
QW.6

PNEUMATIC INSTALLATION IN FUSELAGE

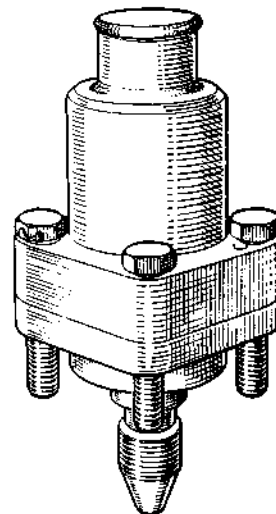
VALVE PRESSURE REDUCING
ASSY.
IO.20FS 17691A



DUNLOP
ACM 20188

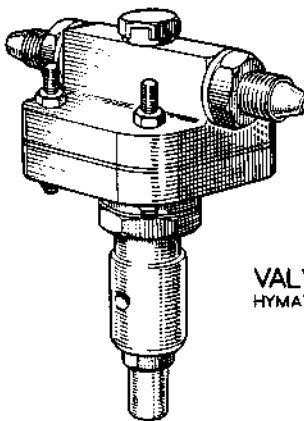


IO.20 FS 17689

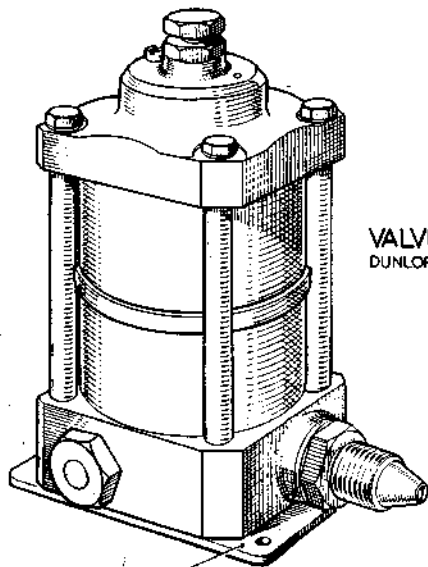


VALVE, RELIEF
DUNLOP ACM 19502

VALVE, SELECTOR REDUCING
DUNLOP AC. 60598

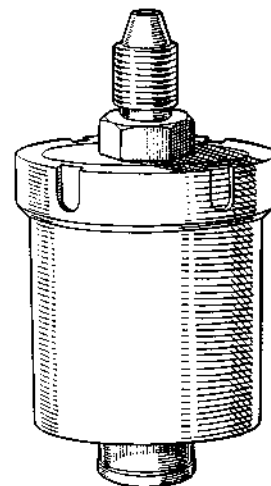


VALVE, PRESSURE REDUCING
HYMATIC D12625



VALVE, PRESSURE REDUCING
DUNLOP ACM 17504

IO.20 S 11565



VALVE, PRESSURE RELIEF
DUNLOP ACM 18560

QW.7

SERVICES

QW.7

PNEUMATIC INSTALLATION IN FUSELAGE

[A.L.34]

This file was downloaded
from the RTFM Library.

Link: www.scottbouch.com/rtfm

Please see site for usage terms,
and more aircraft documents.



Instrument panel
from a
MiG-21
(XP558)