

SERVICES
LOW PRESSURE PNEUMATIC SYSTEM
FOR HYDRAULIC RESERVOIR PRESSURISATION

| Ref. No. | Part No. | Description | No. off | Material Specification | Class of Store or L.M. | Place No. |
|-------------|----------------|--|---------|------------------------|------------------------|------------|
| | | | | | | |
| | — | LOW PRESSURE PNEUMATIC SYSTEM IN WING CENTRE SECTION FOR HYDRAULIC RESERVOIR PRESSURISATION (Drg. Nos. 10-20 S 10015, 10-20 S 11619, 10-20 S 6053 and 10-20 S 6335) | 1 | — | — | |
| 6465 | 10-20 S 1547 | ADAPTER , hydraulic reservoir ground pressurising, attached to rear wheel well wall, Starboard | 1 | — | C | QX1 QX2 |
| 28D/9133011 | A25/2C | Attachments for 10-20 S 1547, Adapter :— Bolt, 2 BA | 2 | — | C | |
| 28F/9439533 | AGS.1129/B | COUPLING , banjo body, at connection of pipes, code Nos. 169 and 170 to pressure reducing valves at rib "O" | 2 | — | C | |
| 28F/9423227 | AGS.1135/B | Attachments for AGS.1129/B, Coupling :— Bolt, banjo | 1 | — | C | |
| 28F/8014021 | AGS.1138/B | Washer, jointing | 2 | — | C | |
| 28F/9140973 | AGS.1129/C | COUPLING , banjo body, at connection of pipes, code Nos. 161 and 162 to pressure reducing valves at rib "O" | 2 | — | C | |
| 28F/9423229 | AGS.1135/C | Attachments for AGS.1129/C, Coupling :— Bolt, banjo | 1 | — | C | |
| 28F/8014021 | AGS.1138/B | Washer, jointing | 2 | — | C | |
| 6455 | 10-20 S 9969 | COUPLING , cone-tee, located between ribs Nos. 1 and 2, at inter-connection of pipes, code Nos. 164, 231 and 189 | 1 | — | C | QX1 QX2 |
| 28F/9488812 | AGS.1120/B | COUPLING , cone-tee, located at rib "O" at inter-connection of pipes, code Nos. 169, 170 and 171 | 1 | — | C | |
| 28F/9471001 | AGS.1102/C | COUPLING , cone union, at inter-connection of pipes, code Nos. 167 and 168 | 2 | — | C | |
| 28F/9714 | AGS.1111/C | COUPLING , cone union body, flanged, secured to rib "O," for inter-connection of pipes code No. 161 | 1 | — | C | |
| 28D/9436920 | A25/1C | Attachments for AGS.1111/C, Coupling :— Bolt, 2 BA | 6 | — | C | |
| 28M/9403520 | A27/CP | Nut, 2 BA | 6 | — | C | |
| 28W/9128924 | SP.14/C | Washer | 6 | — | C | |
| 7276 | 10-20 S 10373A | COUPLING , elbow, attached to rib No. 1, at inter-connection of pipes, code Nos. 160 and 163, from drain tanks to hydraulic reservoir | 2 | — | C | QX1 QX2 |
| 28D/9436920 | A25/1C | Attachments for 10-20 S 10373A, Coupling :— Bolt, 2 BA | 3 | — | C | |
| 28M/9403520 | A27/CP | Nut, 2 BA | 3 | — | C | |
| 28W/9128924 | SP.14/C | Washer | 3 | — | C | |

**SERVICES
LOW PRESSURE PNEUMATIC SYSTEM
FOR HYDRAULIC RESERVOIR PRESSURISATION**

| Ref. No. | Part No. | Description | No. off | Material Specification | Class of Store or L.M. | Plate No. |
|-------------|--------------------|---|---------|------------------------|------------------------|------------|
| | | | | | | |
| 7271 | 10-20 S 10025ND | PIPE , code No. 170, overboard bleed, between pressure reducing valve and cone-tee coupling at rib "O" "Red Pressure" line | 1 | — | C | QX1 |
| 7270 | 10-20 S 10035ND | PIPE , code No. 171, overboard bleed, between cone tee coupling at inter-connection of pipes code Nos. 169 and 170, at rib "O" and extractor vent in rib "O" top boom capping | 1 | — | C | QX1 |
| 28D/1008149 | A25/1B | Attachments for 10-20 S 10035ND, Pipe :— Bolt, 4 BA | 2 | — | C | |
| 28E/9488798 | AS.3181/6B | Clip, "P" | 2 | — | C | |
| 28M/10287 | AGS.2001/B/1 | Nut, 4 BA | 2 | — | C | |
| | 10-20 S 11615ND | PIPE , code No. 172, between drain tank at rib No. 1 and drain outlet at front engine mounting "Green Pressure" line | 1 | — | PC | QX1 |
| 28D/1008149 | A25/2B | Attachments for 10-20 S 11615ND, Pipe :— Bolt, 4 BA | 3 | — | C | |
| 28E/9488798 | AS.3181/6B | Clip, "P" | 4 | — | C | |
| 28M/10287 | AGS.2001/B/1 | Nut, 4 BA | 3 | — | C | |
| 28W/9419486 | SP.16/B | Washer | 3 | — | C | |
| | 10-20 S 13507ND | PIPE , code No. 189, located between rib Nos. 1 and 2, from non-return valve to cone-tee coupling in "Green Pressure" line to hydraulic reservoir | 1 | — | PC | QX1 |
| | 10-20 S 9979 | PIPE , code No. 231, ground pressurising, located between ribs No. 1 and 2, from cone-tee coupling at inter-connecting of pipes code Nos. 164 and 189, to ground pressurising adapter at rear wheel well wall, "Green Pressure" line | 1 | — | PC | QX1 |
| 10637 | 10-20 S 11613A | TANK , drain, attached to rib No. 1, "Green Pressure" line, assembly | 1 | — | C | QX1 |
| 10638 | 10-20 S 11614A | TANK , drain, attached to rib No. 1, "Red Pressure" line, assembly | 1 | — | C | QX1 |
| | | Spares for :— | | | | |
| 28N/9143884 | AGS.596/C | CAP , protection | 2 | — | C | |
| 28N/1011742 | AGS.597/C | CAP , protection | 1 | — | C | |
| | 10-20 S 11169 | RESTRICTOR , screwed into lower adapter | 1 | S.93 | — | QX2 |
| | | Attachments for 10-20 S 11613A or 10-20 S 11614A, Tank :— | | | | |
| 28D/9436920 | A25/1C | Bolt, 2 BA | 4 | — | C | |
| 28W/9128924 | SP.14/C | Washer | 4 | — | C | |
| 27M/2015 | LOCKHEED AIR.10914 | VALVE , in hydraulic reservoir ground pressurising adapter attached to rear wheel well wall (For spares see AP.4515F, Vol. 3, Pt. 1, Sect. 2, Chap. 23) | 1 | — | P | QX1 QX2 |

**SERVICES
LOW PRESSURE PNEUMATIC SYSTEM
FOR HYDRAULIC RESERVOIR PRESSURISATION**

| Ref. No. | Part No. | Description | No. off | Material Specification | Class of Store or L.M. | Place No. |
|-------------|-----------------|---|---------|------------------------|------------------------|------------|
| | | | | | | |
| 10243 | AS.3382 | VALVE , non-return, located between rib Nos. 1 and 2 in pipe run between drain tank and hydraulic reservoir "Green Pressure" line, assembly Spares for :— | 1 | — | P | QX1 QX2 |
| 10245 | AS.3387 | RING , sealing, rubber | 1 | — | C | QX2 |
| 10244 | AS.3386 | SPRING , valve | 1 | — | C | QX2 |
| | AS.3385 | VALVE | 1 | DTD.S25 | — | QX2 |
| 27VB/5346 | HYMATIC C.52092 | VALVE , pressure reducing, Type PS60/25, Mk. 2, mounting at rib 'O' "Red and Green pressure" lines (For spares see AP.4515E, Vol, 3, Pt. 1) Attachments for C.52092, Valve :— | 2 | — | P | QX1 |
| 28D/7002428 | A25/6C | Bolt, 2 BA | 2 | — | C | |
| 10633 | 10-20 S 11811 | Piece, distance | 1 | — | C | QX2 |
| 15293 | 10-20 S 11813 | Washer, channel | 1 | — | C | QX2 |

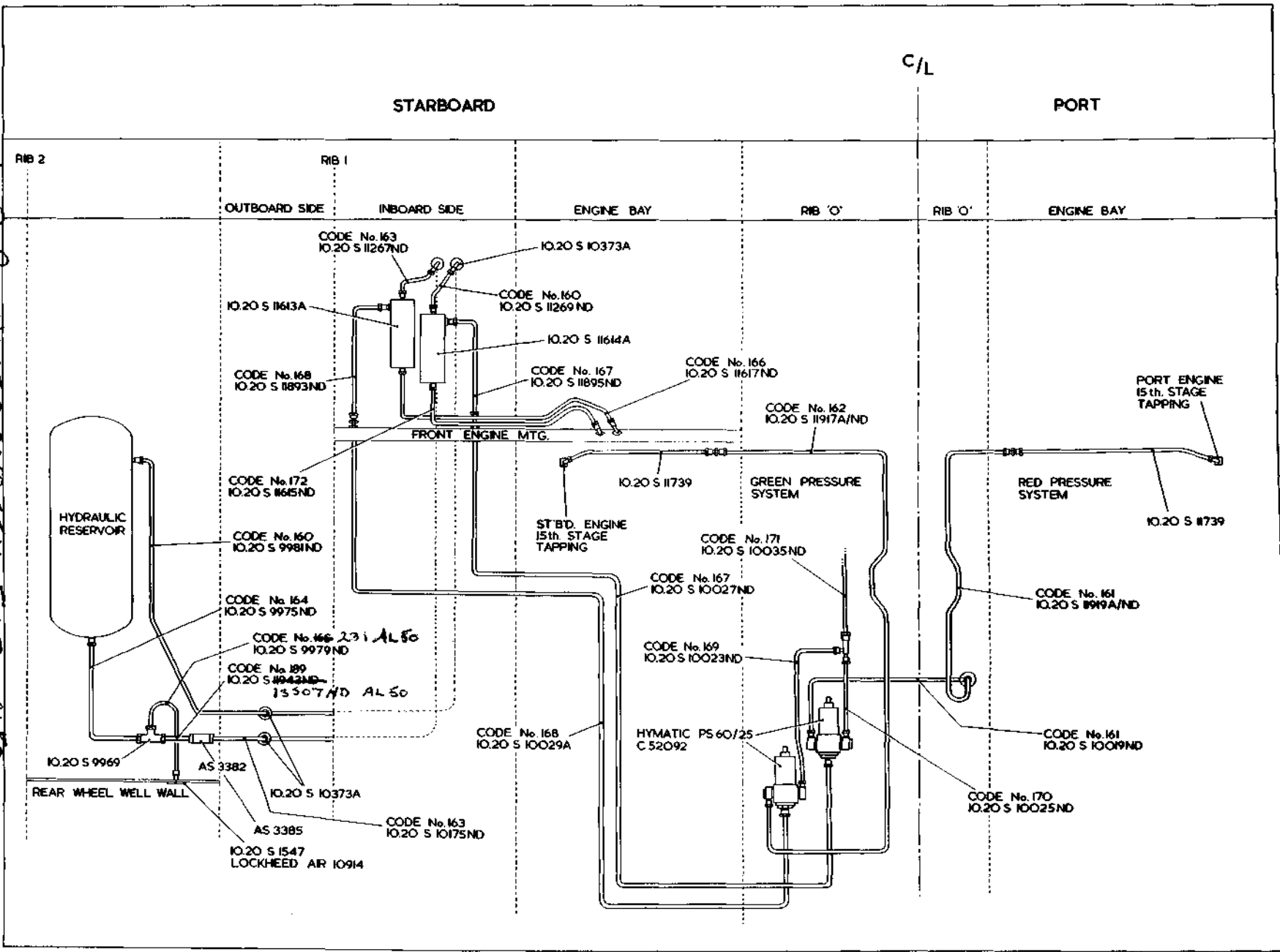
SERVICES
LOW PRESSURE PNEUMATIC SYSTEM
FOR HYDRAULIC RESERVOIR PRESSURISATION

| Ref. No. | Part No. | Description | | | | | | No. off | Material Specification | Class of Store or LM | Plate No. |
|----------|----------|-------------|---|---|---|---|---|---------|------------------------|----------------------|-----------|
| | | 1 | 2 | 3 | 4 | 5 | 6 | | | | |
| | | | | | | | | | | | |

See Vixen Mk. 1

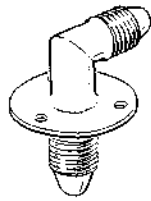
RESTRICTED

Plate QX1

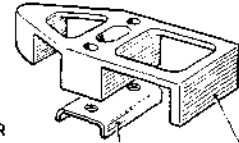


QX.1
 L.P. PNEUMATIC SYSTEM FOR PRESSURISATION
 SERVICES
 HYDRAULIC RESERVOIR PRESSURISATION
 SYSTEM IN WING CENTRE SECTION
 RESTRICTED

QX.1



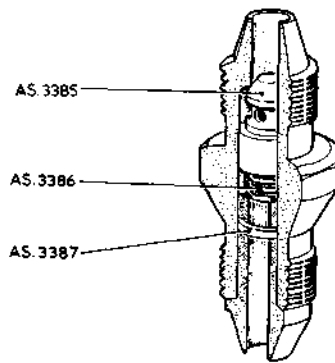
COUPLING, ELBOW,
ATTACHED TO RIB No.1.
10.20 S 10373A



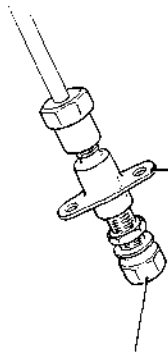
ATTACHMENTS FOR
VALVE PRESSURE
REDUCING,
HYMATIC C.52092

10.20 S 11811
PIECE, DISTANCE.

10.20 S 11813
WASHER, CHANNEL.



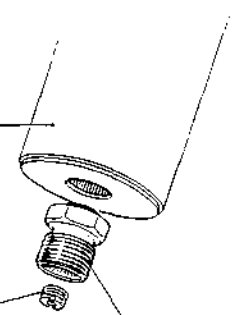
VALVE, NON-RETURN,
LOCATED BETWEEN RIBS Nos.1 & 2.
AS.3382



ADAPTER, HYDRAULIC RESERVOIR
GROUND PRESSURISING, ATTACHED
TO REAR WHEEL WELL WALL, STARBOARD.
10.20 S 1547

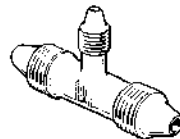
VALVE,
LOCKHEED AIR 10914

TANK, DRAIN,
ATTACHED TO RIB No.1.



10.20 S 1169
RESTRICTOR

LOWER ADAPTER



COUPLING, CONE TEE,
LOCATED BETWEEN RIBS Nos.1 & 2.
10.20 S 9969



This file was downloaded
from the RTFM Library.

Link: www.scottbouch.com/rtfm

Please see site for usage terms,
and more aircraft documents.