

UNDERCARRIAGE

MAIN UNDERCARRIAGE ARRANGEMENT

Ref. No.	Part No.	Description	No. off	Material Specification	Class of Store or L.M.	Plate No.
	—	MAIN UNDERCARRIAGE ARRANGEMENT ... (Drg. No. 10-20 G 7) (Pre Mod. 1368) (Mod. 1531) and 10-22 G 13 (Mod. 1368) (Mod. 1531)	1	—	—	
	—	ARM , main undercarriage, upper radius (See sub-section SF)	—	—	—	
27G/4209	DUNLOP AH.51449	BRAKE , wheel, Port, assembly (Mod. 1036, Pre Mod. 1368) (DUNLOP Mod. M303) (For spares see AP.4515C, Vol. 3, Pt. 1, Sect. 2, Chap. 61)	1	—	P	SA1
27G/4261	DUNLOP AH.52181	BRAKE , wheel, Port, assembly (Mod. 1368) (DUNLOP Mod. M303) (For spares see AP.4515C, Vol. 3, Pt. 1, Sect. 2, Chap. 61)	1	—	P	SA1
27G/4210	DUNLOP AH.51450	BRAKE , wheel, Starboard, assembly (Mod. 1036, Pre Mod. 1368) (DUNLOP Mod. M303) (For spares see AP.4515C, Vol. 3, Pt. 1, Sect. 2, Chap. 61)	1	—	P	SA1
27G/4262	DUNLOP AH.52182	BRAKE , wheel, Starboard, assembly (Mod. 1368) (DUNLOP Mod. M303) (For spares see AP.4515C, Vol. 3, Pt. 1, Sect. 2, Chap. 61)	1	—	P	SA1
		Attachments for Dunlop AH.51449, AH.52181, AH.51450 or 52182, Brake:—				
28D/1011300	A25/7J	Bolt, 3/8" BSF	2	—	C	
28W/9419502	SP.41/J	Washer, tab	1	—	C	
	—	DOOR , main undercarriage, inner (See sub-section SB)	—	—	—	
	—	DOOR , main undercarriage, outer (See sub-section SC)	—	—	—	
	—	FAIRING , blister, undercarriage door hinge, at rib No. 1, installation (Drg. Nos. 10-20 WC 28517 and 10-20 WC 28518)	1	—	—	
	10-20 U 1519	FAIRING , segment, front, L.H. (For spares use 10-20 U 1859ND)	1	—	—	SA3
14348	10-20 U 1859ND	FAIRING , segment, front, L.H. (Spares condition)	1	—	C	
	10-20 U 1520	FAIRING , segment, front, R.H. (For spares use 10-20 U 1860ND)	1	—	—	SA3
14349	10-20 U 1860ND	FAIRING , segment, front, R.H. (Spares condition)	1	—	C	
	10-20 U 1521A	FAIRING , segment, rear, L.H. (For spares use 10-20 U 1861A/ND)	1	—	—	SA3
14350	10-20 U 1861A/ND	FAIRING , segment, rear, L.H. (Spares condition)	1	—	C	
	10-20 U 1522A	FAIRING , segment, rear, R.H. (For spares use 10-20 U 1862A/ND)	1	—	—	SA3
14351	10-20 U 1862A/ND	FAIRING , segment, rear, R.H. (Spares condition)	1	—	C	
	—	JACK , main undercarriage retraction (See sub-section QT)	—	—	—	
	—	LOCK , door operating mechanism (See sub-section SE)	—	—	—	

UNDERCARRIAGE

MAIN UNDERCARRIAGE ARRANGEMENT

Ref. No.	Part No.	Description	No. off	Material Specification	Class of Store or LM	Place No.
27G/3100	DUNLOP AC.61122	MAXARET UNIT , brake, Port (Mod. 1094—for use on Pre Mod. 671 A/C).	1	—	P	SA3
27G/3099	DUNLOP AC.61116	MAXARET UNIT , brake, Starboard (Mod. 1094—for use on Pre Mod. 671 A/C.) Attachments for Dunlop AC.61122 or AC.61116, Maxaret Unit: —	1	—	P	SA3
27G/—	DUNLOP AHO.37185	Bolt (Make from Part No. A25/3E, Ref. No. 28D/1011238)	2	—	LM	SA3
27G/2443	DUNLOP AHO.28173	Nut	2	—	C	SA3
28W/9418921	SP.13/E	Washer	2	—	C	
27G/3107	DUNLOP AC.61114	MAXARET UNIT , brake, Port (Mod. 1095—for use on Mod. 671 A/C.) (For spares see A.P.4515C Vol. 3, Pt. 1, Sect. 2, Chap. 61)	1	—	P	SA3
27G/3106	DUNLOP AC.61108	MAXARET UNIT , brake, Starboard (Mod. 1095—for use on Mod. 671 A/C.) (For spares see A.P.4515C, Vol. 3, Pt. 1, Sect. 2, Chap. 61) Attachments for Dunlop AC.61114 or AC.61108, Maxaret Unit: —	1	—	P	SA3
28D/1212386	A25/11G	Bolt, 1/2" BSF	1	—	C	
27G/5921	DUNLOP AHO.37403	Bolt, 3/4" BSF, bracket attachment	2	—	C	SA3
	DUNLOP AHM.5467	Bracket, Port, assembly	1	—	—	SA3
	DUNLOP AHM.5468	Bracket, Starboard, assembly (For spares see AP.4515C, Vol. 3, Pt. 1, Sect. 2, Chap. 61)	1	—	—	SA3
27G/2997	DUNLOP DAS.549/G1	Nut, "Nyloc"	1	—	C	SA3
27G/6036	DUNLOP ACO.22180	Piece, packing	1	—	C	SA3
27G/6361	DUNLOP ACO.27812	Spring	1	—	C	SA3
28W/9419403	SP.13/G	Washer	2	—	C	
	—	MECHANISM , door operating, group (See sub-section SD)	—	—	—	
	—	PIPES , "Maxaret" brakes, installation (Drg. No. 10-20 S 11407 (Pre Mod. 1368) and 10-20 S 755 (Mod. 1368)	1	—	—	SA3
27G/3477	DUNLOP 2/1212A/700/8/10/5"0	HOSE , emergency feed, assembly	1	—	C	SA3
27G/3477	DUNLOP 2/1212A/700/8/10/5"0	HOSE , emergency feed, assembly	1	—	C	SA3
27G/3000	AHO.70343/12"25	HOSE , exhaust, assembly (Mod. 671, Pre Mod. 1368)	2	—	C	SA3
27G/3537	DUNLOP AHO.72110/3	HOSE , exhaust, Starboard, assembly (Mod. 1368)	1	—	C	SA3
27G/2998	DUNLOP AHO.70343/13"00	HOSE , supply, assembly (Mod. 671, Pre Mod. 1368)	2	—	C	SA3

UNDERCARRIAGE

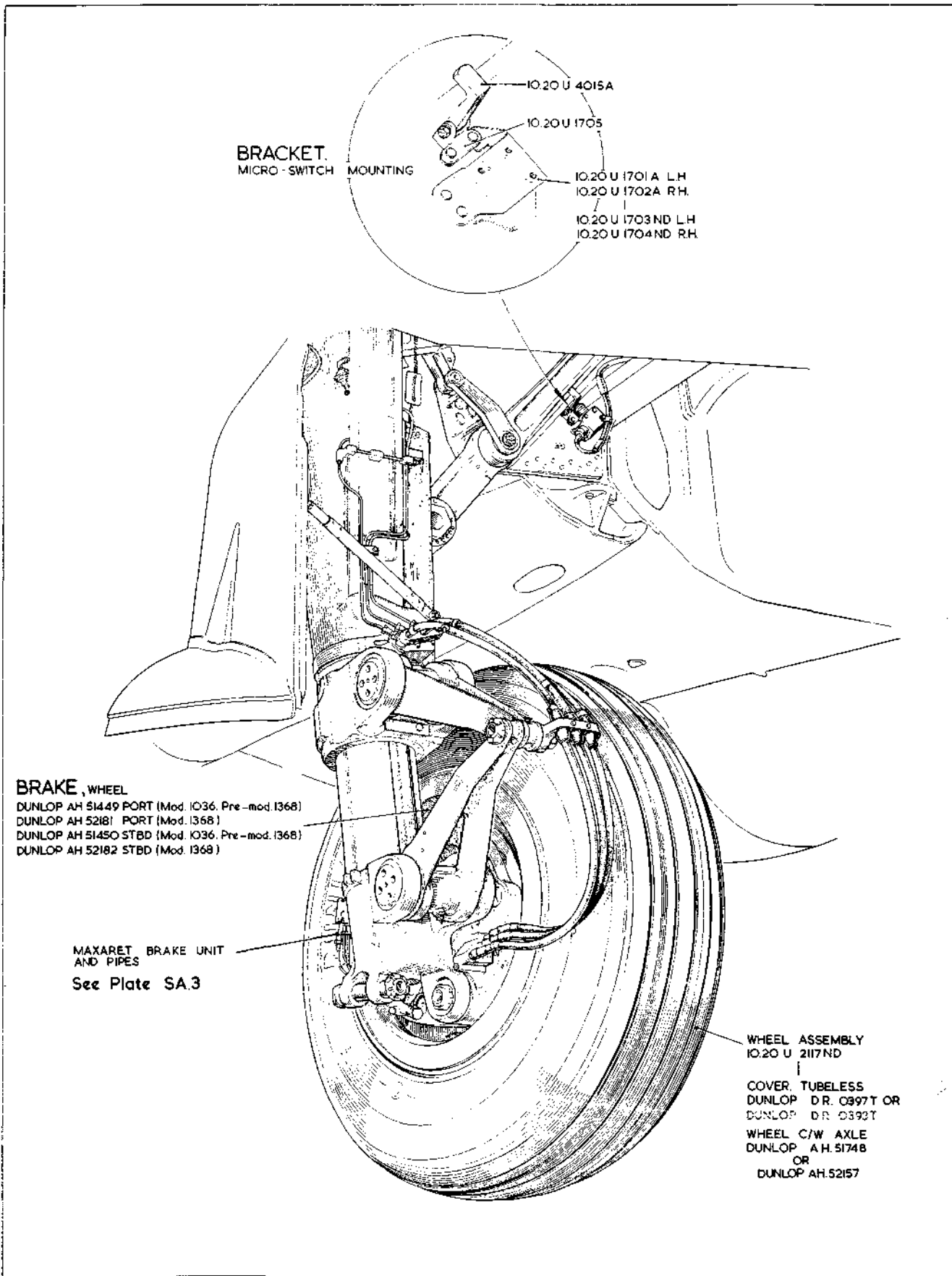
MAIN UNDERCARRIAGE ARRANGEMENT

Ref. No.	Part No.	Description	No. off	Material Specification	Class of Score or LM	Plate No.
27G/3535	DUNLOP AHO.72110/1	HOSE, supply, Starboard, assembly (Mod. 1368)	1	—	C	SA3
27G/3536	DUNLOP AHO.72110/2	HOSE, supply, Port, assembly (Mod. 1368) ...	1	—	C	SA3
27G/3538	DUNLOP AHO.72110/4	HOSE, exhaust, Port, assembly (Mod. 1368) ...	1	—	C	SA3
27G/2757	DUNLOP AHM.4455	PIPE, emergency, Port, assembly ...	1	—	C	SA3
27G/2761	DUNLOP AHM.4459	PIPE, emergency, Starboard, assembly ...	1	—	C	SA3
27G/2756	DUNLOP AHM.4454	PIPE, emergency feed, Port, assembly (Pre Mod. 671)	1	—	C	SA3
27G/2760	DUNLOP AHM.4458	PIPE, emergency feed, Starboard, assembly ... (Pre Mod. 671)	1	—	C	SA3
27G/2755	DUNLOP AHM.4453	PIPE, exhaust, Port, assembly (Pre Mod. 671) ...	1	—	C	SA3
27G/2759	DUNLOP AHM.4457	PIPE, exhaust, Starboard, assembly (Pre Mod. 671)	1	—	C	SA3
27G/2758	DUNLOP AHM.4456	PIPE, supply, Port, assembly (Pre Mod. 671) ...	1	—	C	SA3
27G/2762	DUNLOP AHM.4460	PIPE, supply, Starboard, assembly (Pre Mod. 671)	1	—	C	SA3
19479	10-20 U 2063A	STRUT, main undercarriage door servicing, assembly (Mod. 1350) (Drg. No. 10-20 U 1721)	1	—	P	SA2
19480	10-20 U 2069A	EYE-END, assembly ...	1	—	C	SA2
9121	10-20 U 1593	NUT, retaining ...	1	—	C	SA2
9123	10-20 U 1601ND	PAD, rubber ...	1	—	C	SA2
	10-20 U 1587	PLUNGER ...	1	—	—	SA2
28S/9129439	A31/C10	SCREW, 2 BA (Lock to DHS.514/D) ...	1	—	C	
9119	10-20 U 1589	SPRING ...	1	—	C	SA2
9120	10-20 U 1591	SPRING ...	1	—	C	SA2
28VV/9419468	SP.13/N	WASHER ...	2	—	C	
		Attachments for 10-20 U 2063A, Strut :—				
28M/1011467	A27/ES	Nut, 1/2" BSF ...	1	—	C	
28M/13935	A58/ES	Nut, 1/2" BSF ...	1	—	C	
28P/9527619	SP.90/C7	Pin, split (SP.9/C8) ...	2	—	C	
26FN/829	DHS.69/F	Shim ...	6	—	C	SA2
	—	SWITCH, change-over, on rear wheel well wall, group (Drg. No. 10-20 U 1699)	1	—	—	
17346	10-20 U 4015A	ARM, striker, assembly (Mod. 1198) ...	1	—	C	SA1
		Attachments for 10-20 U 4015A, Arm :—				
28D/13401	A30/7C	Bolt, 2 BA ...	1	—	C	
28M/5808573	A27/CS	Nut, 2 BA ...	1	—	C	
28P/9527619	SP.90/C7	Pin, split (SP.9/C8) ...	1	—	C	
28W/9419402	SP.13/C	Washer ...	1	—	C	
	10-20 U 1701A	BRACKET, micro-switch mounting, on rear wheel well wall, Port, assembly	1	—	—	SA1
	10-20 U 1702A	BRACKET, micro-switch mounting, on rear wheel well wall, Starboard, assembly	1	—	—	SA1
	10-20 U 1703ND	BRACKET, bare, Port, 18 SWG ...	1	S.510	LM	SA1
	10-20 U 1704ND	BRACKET, bare, Starboard, 18 SWG ...	1	S.510	LM	SA1
28M/9144673	AGS.2019/C/1	NUT, anchor, 2 BA ...	3	—	C	
		Attachments for 10-20 U 1701A or 10-20 U 1702A, Bracket :—				
28D/9436920	A25/1C	Bolt, 2 BA ...	2	—	C	
28M/1006473	A27/CT	Nut, 2 BA ...	2	—	C	
28VV/9419402	SP.13/C	Washer ...	2	—	C	

UNDERCARRIAGE

MAIN UNDERCARRIAGE ARRANGEMENT

Ref. No.	Part No.	Description	No. off	Material Specification	Class of Store or LM	Plate No.
9537	10-20 U 1705	HINGE , micro switch striker arm	1	—	C	SA1
		Attachments for 10-20 U 1705, Hinge:—				
28D/9133011	A25/2C	Bolt, 2 BA	2	—	C	
28M/1006473	A27/CT	Nut, 2 BA	2	—	C	
28W/9419402	SP.13/C	Washer	3	—	C	
	—	SWITCH , micro and cable, assembly (See sub-section EAR)	—	—	—	
1450	10-20 U 395A	TRUNNION , main undercarriage retraction jack, assembly Spares for:—	1	—	P	SA2
1451	10-20 U 403	BUSH (See Repair section PA)	1	—	C	SA2
28N/9156370	SP.21	NIPPLE , lubrication	1	—	C	SA2
		Attachments for 10-20 U 395A, Trunnion:—				
1452	10-20 U 407	Nut	1	—	C	SA2
28P/19233	SP.90/E6	Pin, split (SP.9/E8)	1	—	C	
1453	10-20 U 405	Washer	1	—	C	SA2
	—	UNIT , main undercarriage shock absorber (See sub-section SG)	—	—	—	
	10-20 U 2117A/ND	WHEEL , assembly (Mod. 1365)	1	—	—	SA1
27A/4669	DUNLOP DR.0397T OR	COVER , tubeless	1	—	P	SA1
27A/ 27A/4519	DUNLOP DRR.0398T DUNLOP AH.51748	COVER , tubeless	1	—	P	
		WHEEL , complete with axle end cover, assembly (Mod. 1277) (For spares see AP.4515C, Vol. 3, Pt. 1, Sect. 2, Chap. 61)	1	—	P	SA1
	OR					
27A/4721	DUNLOP AH.52157	WHEEL , complete with axle end cover, assembly (For spares see AP.4515C, Vol. 3, Pt. 1, Sect. 2, Chap. 61)	1	—	P	SA1



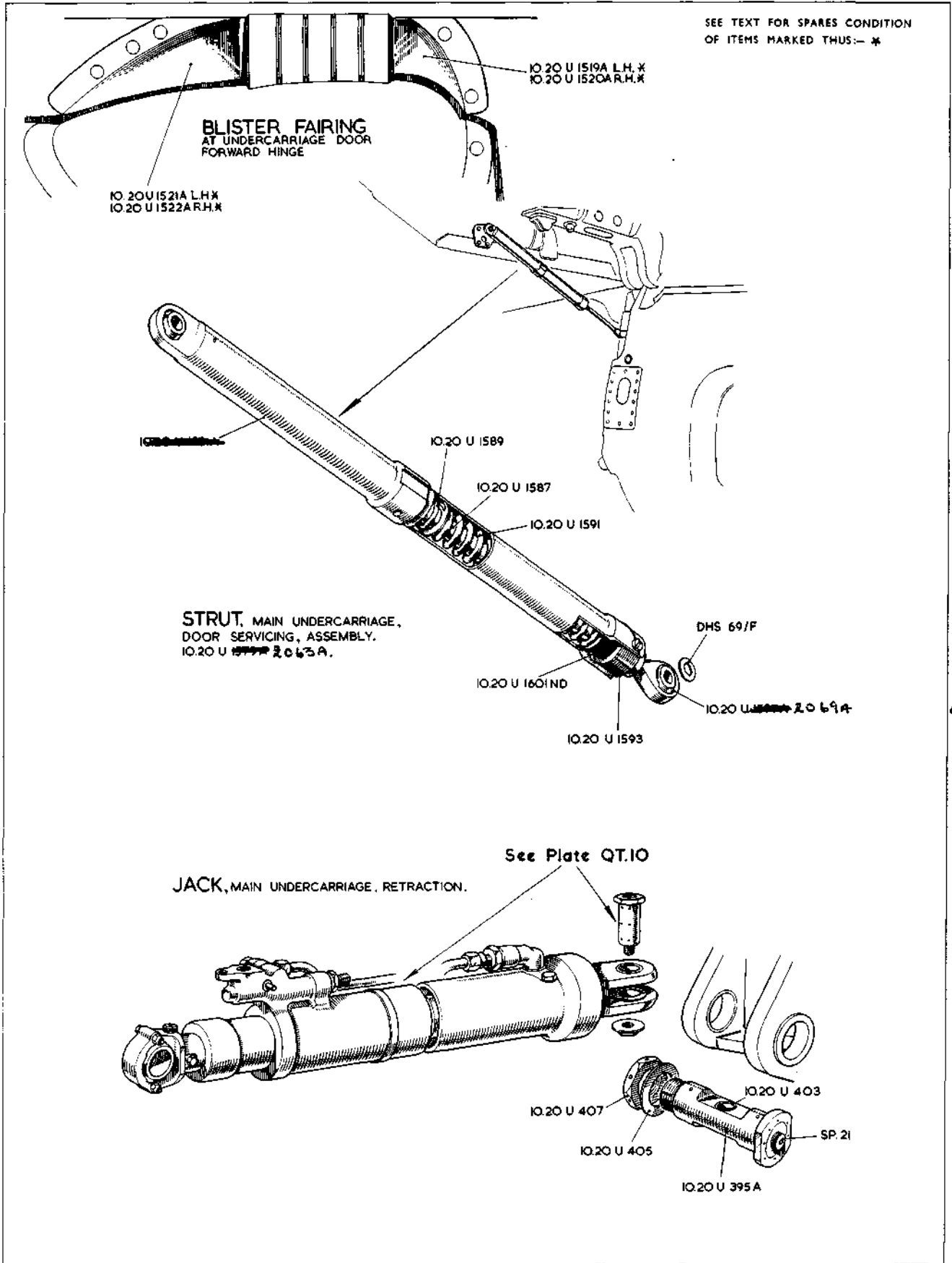
SA.1

UNDERCARRIAGE

SA.1

[A.L. 65]

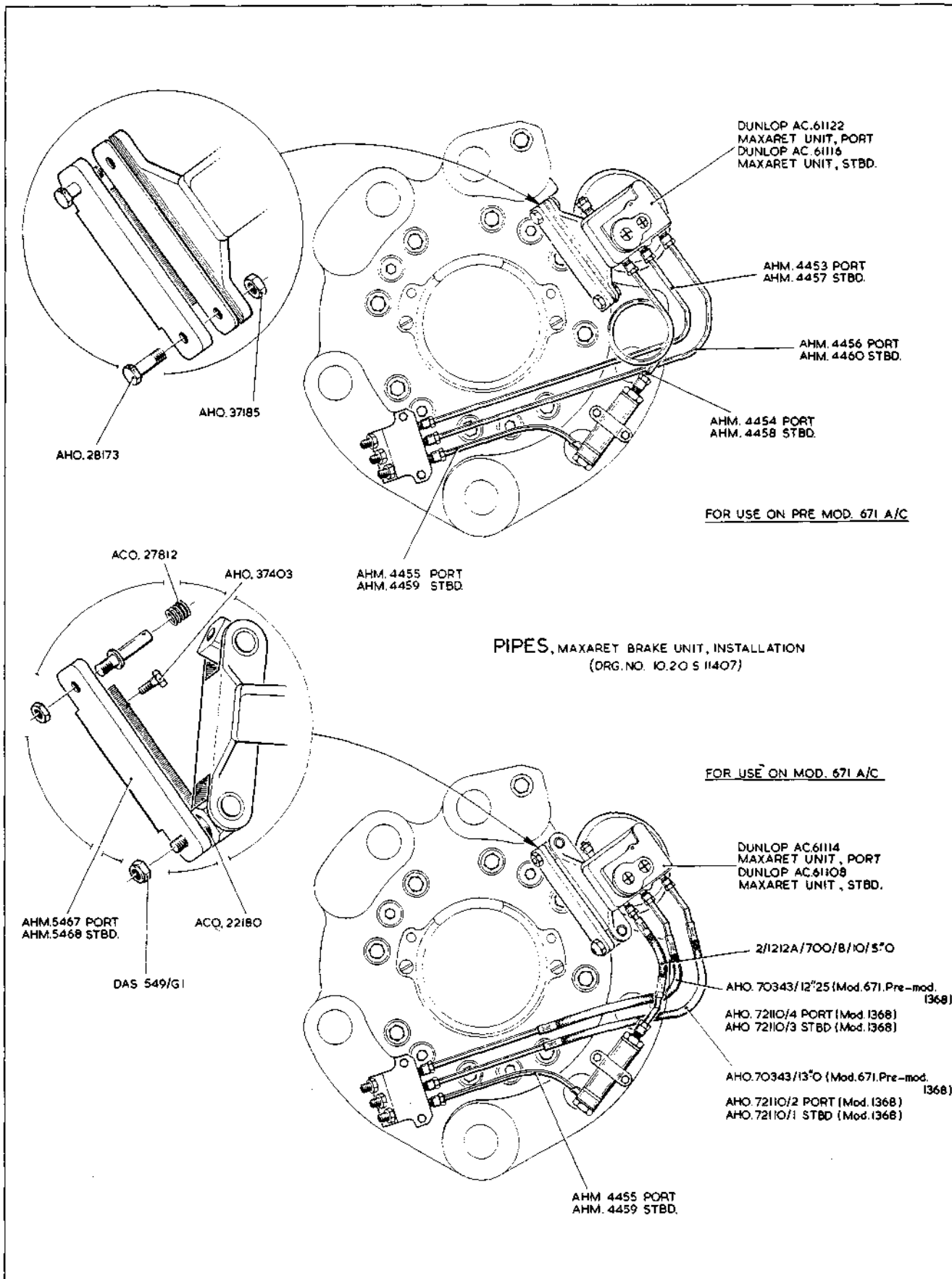
MAIN UNDERCARRIAGE ARRANGEMENT



SA.2

UNDERCARRIAGE
MAIN UNDERCARRIAGE ARRANGEMENT

SA.2
[AL47]



SA3

UNDERCARRIAGE

SA3

MAIN UNDERCARRIAGE ARRANGEMENT

[A.L. 65]

This file was downloaded
from the RTFM Library.

Link: www.scottbouch.com/rtfm

Please see site for usage terms,
and more aircraft documents.

