

UNDERCARRIAGE

MAIN UNDERCARRIAGE SHOCK ABSORBER UNIT

Ref. No.	Part No.	Description	No. off						Material Specification	Class of Store or L.M	Plate No.
			1	2	3	4	5	6			
119	S10-20 U 109	UNIT, MAIN UNDERCARRIAGE SHOCK ABSORBER, PORT (Special spares assembly, complete with attachments) (Mod. 382, Pre Mod. 1368)	1						—	P	SG1
204	S10-22 U 3	UNIT, MAIN UNDERCARRIAGE SHOCK ABSORBER, PORT (Special spares assembly, complete with attachments) (Mod. 1368)	1						—	P	SG1
120	S10-20 U 110	UNIT, MAIN UNDERCARRIAGE SHOCK ABSORBER, STARBOARD (Special spares assembly, complete with attachments) (Mod. 382, Pre Mod. 1368)	1						—	P	SG1
205	S10-22 U 4	UNIT, MAIN UNDERCARRIAGE SHOCK ABSORBER, STARBOARD (Special spares assembly, complete with attachments) (Mod. 1368) Spares for :—	1						—	P	SG1
2461	10-20 U 961	NUT , wheel	1						—	C	SG1
2462	10-20 U 963	SLEEVE , axle end	1						—	C	SG1
2470	6-3 U 327	SPIGOT , locking strip retaining axle end Attachments for 6-3 U 327, Spigot :—	1						—	C	SG1
28M/5808571	A27/GS	Nut, 1/2" BSF	1						—	C	
28M/10291	AGS.2001/G/1	Nut, 1/2" BSF	1						—	C	
28P/9527619	SP.90/C7	Pin, split (SP.9/C8)	1						—	C	
2463	10-20 U 965	STRIP , locking, wheel nut	1						—	C	SG1
	10-20 U 1373A/4	UNIT , main undercarriage shock absorber, Port, assembly (Mod. 511, Pre Mod. 1368)	1						—	—	SG1
	10-22 U 99A	UNIT , main undercarriage shock absorber, Port, assembly (Mod. 1368)	1						—	—	SG1
	10-20 U 1374A/4	UNIT , main undercarriage shock absorber, Starboard, assembly (Mod. 511, Pre Mod. 1368)	1						—	—	SG1
	10-22 U 100A	UNIT , main undercarriage shock absorber, Starboard, assembly (Mod. 1368)	1						—	—	SG1
12326	10-20 U 283A/1	ARM , stabiliser locking, Port, assembly (Mod. 382)	1						—	P	SG1 SG2
12327	10-20 U 284A/1	ARM , stabiliser locking, Starboard, assembly (Mod. 382) Spares for :—	1						—	P	SG1 SG2
1364	10-20 U 289	BUSH } See Repair section PA	1						—	C	SG2
1462	DHS.418/1/J/30	BUSH }	4						—	C	SG2
		Attachments for 10-20 U 283A/1 or 10-20 U 284A/1, Arm :—									
28D/1011026	A25/26C	Bolt, 2 BA	1						—	C	
1365	10-20 U 299	Bush, shear (See Repair section PA)	2						—	C	SG2
28M/10328	AGS.2002/C/1	Nut, 2 BA	1						—	C	
28W/9419454	SP.10/C	Washer	1						—	C	
		ARM , striker, micro-switch, group	1						—	—	
17379	10-20 U 4003A	ARM , striker, Port, assembly (Mod. 1145)	1						—	C	SG2
17380	10-20 U 4004A	ARM , striker, Starboard, assembly (Mod. 1145)	1						—	C	SG2
17598	10-20 U 4025	BOLT , striker (Mod. 1145)	1						—	C	SG2
28M/1006473	A27/CT	NUT , 2 BA	1						—	C	
28M/5808573	A27/CS	NUT , 2 BA, arm attachment	1						—	C	
28P/9527619	SP.90/C7	PIN , split, arm attachment (SP.9/C8)	1						—	C	
17376	10-20 U 4009	STUD , arm attachment (Mod. 1145)	1						—	C	SG2
28W/9419454	SP.10/C	WASHER	1						—	C	
28W/9419402	SP.13/C	WASHER	1						—	C	

UNDERCARRIAGE

MAIN UNDERCARRIAGE SHOCK ABSORBER UNIT

Ref. No.	Part No.	Description	No. off						Material Specification	Class of Score or L.M.	Plate No.
			1	2	3	4	5	6			
18957	10-22 U 85A	AXLE , stub, assembly, Port (Mod. 1368, Pre Mod. 1502)						1	—	P	SG1
20268	10-22 U 121A	AXLE , stub, assembly, Port (Mod. 1502)						1	—	P	SG1
18958	10-22 U 86A	AXLE , stub, assembly, Starboard (Mod. 1368, Pre Mod. 1502)						1	—	P	SG1
20269	10-22 U 122A	AXLE , stub, assembly, Starboard (Mod. 1502)						1	—	P	SG1
4941	10-20 U 1335	BUSH , torque link hinge (See Repair section PA)						2	—	C	SG3
	—	BEARING , gland, at bottom of main casing, group						1	—	—	
1376	10-20 U 113	BEARING , gland ...						1	—	C	SG3
1377	10-20 U 111	NUT ...						1	—	C	SG3
1375	10-20 U 107	PLATE , locking ...						1	—	C	SG3
1374	10-20 U 109	RING , scraper ...						2	—	C	SG3
28S/9995325	A33/B8	SCREW , locking plate, attachment ...						6	—	C	
27M/10473	LOCKHEED ADS.408/33	SEAL ...						1	—	C	SG3
27M/10597	LOCKHEED AIR.42928	SEAL ...						1	—	C	SG3
20044	10-20 U 4053	BEARING , sliding, at top of plunger tube (Mod. 1431)						1	—	C	SG3
1410	10-20 U 129	BLOCK , bearing, main hinge cross tube, front ...						1	—	C	SG3
12322	10-20 U 1823	BLOCK , bearing, main hinge cross tube, rear (Mod. 382)						1	—	C	SG3
1382	10-20 M 83	BLOCK , distance, dummy, upper side stay (To be removed and returned to store when unit is fitted to aircraft)						2	—	P	
1378	10-20 U 213	BOLT , lower side stay and stabiliser joint Attachments for 10-20 U 213, Bolt:—						1	—	C	SG2
28M/14015	A27/NC	Nut, 1/2" BSF ...						1	—	C	
9534	10-20 U 1711	Washer ...						1	—	C	SG2
9535	10-20 U 1713	Washer ...						1	—	C	SG2
1304	10 U 403	BOLT , micro-switch striker Attachment for 10 U 403, Bolt:—						1	—	C	SG1
28M/1007403	A27/ET	Nut, 1/2" BSF ...						1	—	C	
12321	10-20 U 1813A	BOLT , stabiliser centre joint, assembly (Mod. 382) Spares for:—						1	—	C	SG2
28N/9156370	SP.21	NIPPLE , lubrication ... Attachments for 10-20 U 1813A, Bolt:—						1	—	C	SG2
28M/5808571	A27/GS	Nut, 1/8" BSF ...						1	—	C	
28P/9527619	SP.90/C7	Pin, split (SP.9/C8) ...						1	—	C	
1465	DHS.781/21/18	Washer ...						1	—	C	SG2
1304	10 U 403	BOLT , stop, upper stabiliser Attachments for 10 U 403, Bolt:—						1	—	C	SG2
28M/1011475	A27/EP	Nut, 1/2" BSF ...						1	—	C	
28W/9418920	SP.10/E	Washer ...						1	—	C	
1344	10-20 U 87A	BOLT , torque link hinge greaser, assembly Spares for:—						2	—	C	SG3
28N/9156370	SP.21	NIPPLE , lubrication ... Attachments for 10-20 U 87A, Bolt:—						1	—	C	SG3
28M/15199	A58/LS	Nut, 1/8" BSF ...						1	—	C	
28P/9527619	SP.90/C7	Pin, split (SP.9/C8) ...						1	—	C	
28W/9419467	SP.13/L	Washer ...						1	—	C	

UNDERCARRIAGE

MAIN UNDERCARRIAGE SHOCK ABSORBER UNIT

Ref. No.	Part No.	Description	No. off	Material Specification	Class of Score or L.M	Plate No.
1352	10-20 U 379	BOLT , towing and jacking	1	—	C	SG1
		Attachments for 10-20 U 379, Bolt :—				
1354	10-20 U 383	Collar, spacer	1	—	C	SG1
1353	10-20 U 381	Nut	1	—	C	SG1
28P/19156	SP.90/E14	Pin, splic (SP.9/E16)	1	—	C	
1417	10-20 U 369	BRACKET , micro-switch	1	—	C	SG2
		Attachments for 10-20 U 369, Bracket :—				
28D/1200119	A25/4C	Bolt, 2 BA	2	—	C	
28M/10328	AGS.2002/C/1	Nut, 2 BA	2	—	C	
28W/9419454	SP.10/C	Washer	2	—	C	
4940	10-20 U 1334	BUSH , eccentric, lower side stay and casing joint, Port unit aft, Starboard unit forward	1	—	C	SG2
4939	10-20 U 1333	BUSH , eccentric, lower side stay and casing joint, Port unit forward, Starboard unit aft	1	—	C	SG2
		Attachments for 10-20 U 1334 or 10-20 U 1333, Bush :—				
5163	A59/6E/DHS.514/D	Bolt, 1/2" BSF	2	—	C	SG2
	10-20 U 11A	CASING , Port, assembly (Pre Mod. 1568) ...	1	—	—	SG1
	10-20 U 12A	CASING , Starboard, assembly (Pre Mod. 1568) ...	1	—	—	SG1
	10-20 U 4061A	CASING , Port, assembly (Mod. 1568) ...	1	—	—	SG1
	10-20 U 4062A	CASING , Starboard, assembly (Mod. 1568) ...	—	—	—	SG1
		Spares for :—				
1424	14-2 U 99A	BEARING , needle roller crankshaft, aft, assembly	1	—	C	SG2
1425	10-20 U 313A	BEARING , needle roller crankshaft, forward, assembly	1	—	C	SG2
1468	10-20 U 649	BUSH , locking pin, aft	1	—	C	SG2
1467	10-20 U 651	BUSH , locking pin, forward	1	—	C	SG2
1422	10-20 U 55	BUSH , main pivot, aft	1	—	C	SG3
1423	10-20 U 53	BUSH , main pivot, forward	1	—	C	SG3
3754	10-20 U 1139	BUSH , upper stabiliser, aft	1	—	C	SG2
3753	10-20 U 1323	BUSH , upper stabiliser, forward	1	—	C	SG2
4941	10-20 U 1335	BUSH , upper torque link	2	—	C	SG3
28N/9156370	SP.21	NIPPLE , lubrication	2	—	C	
14356	10-20 U 1339A	CLAMP , brake hose at torque link knuckle joint, assembly (Pre Mod. 1368)	1	—	C	SG3
28D/9435710	A25/11C	BOLT , 2 BA	2	—	C	
7989	10-20 U 1343ND	BRACKET	1	—	C	SG3
7988	10-20 U 1341ND	CLAMP	1	—	C	SG3
28M/10328	AGS.2002/C/1	NUT , 2 BA	2	—	C	
28W/9419475	SP.15/C	WASHER	2	—	C	
18374	10-22 U 43A	CLAMP , brake hose at torque link knuckle joint, assembly (Mod. 1368)	1	—	C	SG3
10314	10-20 U 1755	CRANK , operating stabiliser locking arm ...	1	—	P	SG2
	—	EXTENSION , lubrication, at locking arm roller, group	1	—	—	
9533	10-20 U 1553	EXTENSION , lubrication	1	—	C	SG2
28N/9156370	SP.21	NIPPLE , lubrication	1	—	C	SG2
28W/9416316	SP.41/E	WASHER , tab	1	—	C	
2978	10-20 U 1113A	LABEL , and strap, assembly	1	—	C	SG1
	10-20 U 1111ND	LABEL , bare, 20 SWG	1	L.16	—	SG1
	10-20 U 1795ND	STRAP , 22 SWG	1	L.16	LM	SG1
17599	10-20 U 4019A	LEVER , door lock operating, Port, assembly ... (Mod. 1145)	1	—	P	SG2
17600	10-20 U 4020A	LEVER , door lock operating, Starboard, assembly (Mod. 1145)	1	—	P	SG2
		Spares for :—				
1464	DHS.418/1/E ¹¹ -28	BUSH (See Repair section PA)	2	—	C	SG2

UNDERCARRIAGE

MAIN UNDERCARRIAGE SHOCK ABSORBER UNIT

Ref. No.	Part No.	Description	No. off	Material Specification	Class of Store or LM	Plate No.
		Attachments for 10-20 U 4019A or 10-20 U 4020A, Lever :-				
1371	10-20 U 333	Eyebolt	1	—	C	SG2
28M/14537	A58/GS	Nut, 3/8" BSF	1	—	C	
28P/9527619	SP.90/C7	Pin, split (SP.9/C8)	1	—	C	
28VV/9419488	SP.16/G	Washer	1	—	C	
7991	10-20 U 1411A	LINK , torque (lower on Port unit and upper on Starboard unit), assembly	1	—	P	SG3
		Spares for :-				
1356	10-20 U 79	BUSH (See Repair section PA)	2	—	C	SG3
28N/9156370	SP.21	NIPPLE , lubrication	1	—	C	
7992	10-20 U 1409A	LINK , torque (upper on Port unit and lower on Starboard unit), assembly	1	—	P	SG3
		Attachments for 10-20 U 1409A, Link (at knuckle joint) :-				
28D/9133014	A25/13C	Bolt, 2 BA	1	—	C	
28M/10328	AGS.2002/C/1	Nut, 2 BA	1	—	C	
1343	10-20 U 81	PIN , hinge, torque link	2	—	C	SG3
1400	10-20 U 207	PIN , lower side stay and casing joint	1	—	C	SG2
		Attachments for 10-20 U 207, Pin :-				
1401	10-20 U 215	Nut, special	1	—	C	SG2
1402	10-20 U 217	Washer	1	—	C	SG2
1381	10-20 U 205	PIN , lower side stay and stabiliser joint	1	—	C	SG2
1345	10-20 U 91	PIN , torque link knuckle joint (Pre Mod. 1368)	1	—	C	SG3
		Attachments for 10-20 U 91, Pin :-				
28M/13270	A24/QS	Nut, 3/8" BSP	1	—	C	
1346	10-20 U 93	Nut, special	1	—	C	SG3
28P/19155	SP.90/E12	Pin, split (SP.9/E14)	1	—	C	
28P/19157	SP.90/G10	Pin, split (SP.9/G12)	1	—	C	
7990	10-20 U 1347	Spacer	1	—	C	SG3
1351	10-20 U 95	Washer	1	—	C	SG3
1350	10-20 U 97	Washer	1	—	C	SG3
18960	10-22 U 81	PIN , torque link knuckle joint (Mod. 1368)	1	—	C	SG3
		Attachments for 10-22 U 81, Pin :-				
28D/9133014	A25/13C	Bolt, 2 BA	1	—	C	
28M/10328	AGS.2002/C/1	Nut, 2 BA	1	—	C	
1346	10-20 U 93	Nut, special	1	—	C	SG3
18962	10-20 U 101	Nut, special	1	—	C	SG3
28P/13822	SP.9/E14	Pin, split	1	—	C	
28P/19157	SP.90/G10	Pin, split (SP.9/G12)	1	—	C	
18961	10-22 U 83	Spacer, torque link	1	—	C	SG3
1351	10-20 U 95	Washer	1	—	C	SG3
18951	10-22 U 79	Washer, square hole	1	—	C	SG3
3752	10-20 U 1143	PIN , upper stabiliser and casing joint	1	—	C	SG2
		Attachments for 10-20 U 1143, Pin :-				
28M/1011476	A27/1S	Nut, 3/8" BSF	1	—	C	
28P/9527619	SP.90/C7	Pin, split (SP.9/C8)	1	—	C	
1466	DHS.781/62/18	Washer	1	—	C	SG2
20989	DHS.781/67/20	Washer	2	—	C	SG2
		PLUG , air chamber, group	1	—	—	
28D/1218444	AS.1242/1E	BOLT , 1/2" BSF	1	—	C	
1359	10 U 171	NUT	1	—	C	SG3
28P/19128	SP.90/E4	PIN , split (SP.9/E6)	1	—	C	
4411	10-20 U 67	PLUG	1	—	C	SG3
27M/10468	LOCKHEED ADS.400/25	SEAL	1	—	C	SG3

UNDERCARRIAGE

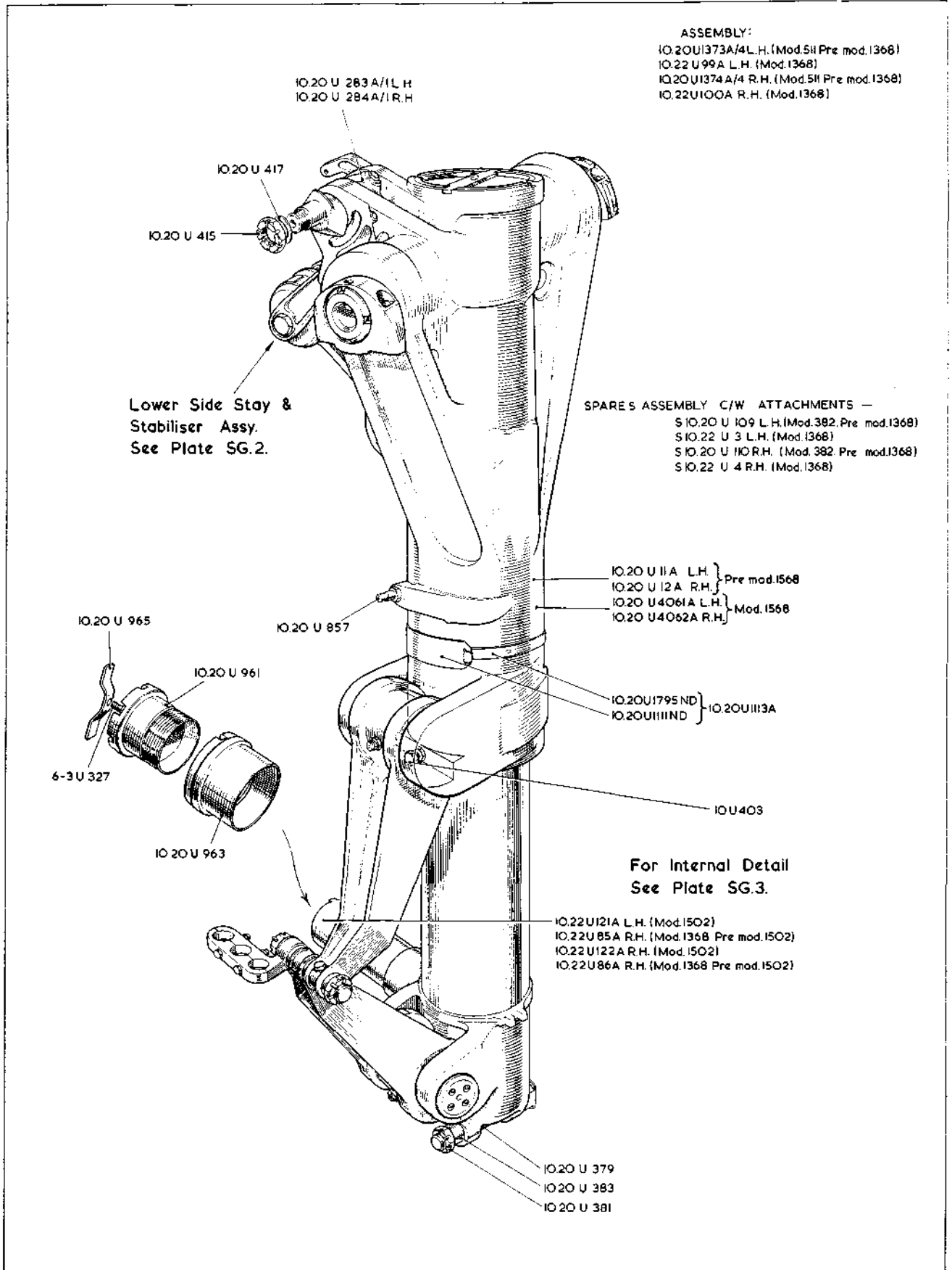
MAIN UNDERCARRIAGE SHOCK ABSORBER UNIT

Ref. No.	Part No.	Description	No. off	Material Specification	Class of Store or L.M.	Plate No.
	—	PLUG , fluid head, group	1	—	—	
28M/10328	AGS.2002/C/1	NUT , 2 BA, locating peg attachment	1	—	C	
1406	10-20 U 121	NUT , retaining	1	—	C	SG3
28M/7002430	AGS.2002/E/1	NUT , 1/2" BSF, spigot attachment	1	—	C	
1416	10-20 U 353	PEG , locating	1	—	C	SG3
1404	10-20 U 119	PLUG , fluid head, Port	1	—	C	SG3
1405	10-20 U 120	PLUG , fluid head, Starboard	1	—	C	SG3
27M/3110	LOCKHEED AIR.21028	SCREW , bleed	2	—	C	SG3
27M/10472	LOCKHEED ADS.408/32	SEAL	1	—	C	SG3
1414	10-20 U 321	SPIGOT , retaining, nut locking	1	—	C	SG3
1415	10-20 U 319	STRIP , retaining, nut locking	1	—	C	SG3
1380	10-20 U 209	PLUG , lower side stay and stabiliser joint pin ...	2	—	C	SG2
1407	10-20 U 219	PLUG , main hinge cross tube aft (Drill on assembly)	1	—	C	SG3
		Attachments for 10-20 U 219, Plug :—				
28D/1013174	AS.1242/7E	Bolt, 1/2" BSF	1	—	C	
28M/7002430	AGS.2002/E/1	Nut, 1/2" BSF	1	—	C	
1408	10-20 U 357	Washer, profile... ..	1	—	C	SG3
1411	10-20 U 179	PLUG , main hinge cross tube, forward (Drill on assembly)	1	—	C	SG3
		Attachments for 10-20 U 179, Plug :—				
28D/1013172	AS.1242/5C	Bolt, 2 BA	1	—	C	
28M/10328	AGS.2002/C/1	Nut, 2 BA	1	—	C	
1412	10-20 U 355	Washer, profile	1	—	C	SG3
1341	10-20 U 83	PLUG , torque link hinge pin, inner	2	—	C	SG3
1342	10-20 U 85	PLUG , torque link hinge pin, outer	2	—	C	SG3
27M/10595	LOCKHEED AIR.66198	RING , sliding bearing, at top of plunger tube ...	1	—	C	SG3
1366	10-20 U 345	ROLLER , stabiliser locking arm	2	—	C	SG2
		Attachments for 10-20 U 345, Roller :—				
1367	10-20 U 349	Bolt, group	1	—	—	
28N/9156370	SP.21	Bolt	1	—	C	SG2
28M/14833	A58/J5	Nipple, lubrication	1	—	C	SG2
28P/9527619	SP.90/C7	Nut, 3/8" BSF	1	—	C	
1368	10-20 U 347	Pin, split (SP.9/C8)	1	—	C	
28W/9419466	SP.13/J	Tube, distance	1	—	C	SG2
		Washer	1	—	C	
		SEPARATOR , group	1	—	—	
		SEAL	1	—	C	SG3
27M/10468	ADS.400/25	SEPARATOR	1	—	C	SG3
1391	10-20 U 115	SIDE-STAY , lower, L.H. assembly (Mod. 1162)	1	—	P	SG2
17157	10-20 U 1979A	SIDE-STAY , lower, R.H. assembly (Mod. 1162)	1	—	P	SG2
17158	10-20 U 1980A	Spare for :—				
28N/9156370	SP.21	NIPPLE , lubrication	2	—	C	SG2
1379	10-20 U 211	SLEEVE , distance, lower stabiliser bearing ...	2	—	C	SG2
1413	10-20 U 177	SLEEVE , main hinge cross tube	1	—	C	SG3
1373	10-20 U 337	SPOOL , spring distance on door lock operating lever	1	—	C	SG2
		Attachments for 10-20 U 337, Spool :—				
28M/5808573	A27/CS	Nut, 2 BA	2	—	C	
28P/9527619	SP.90/C7	Pin, split (SP.9/C8)	2	—	C	
1372	10-20 U 335	Spigot	1	—	C	SG2
1463	DHS.781/11/18	Washer	2	—	C	SG2

UNDERCARRIAGE

MAIN UNDERCARRIAGE SHOCK ABSORBER UNIT

Ref. No.	Part No.	Description	No. off						Material Specification	Class of Score or L.M	Plate No.
			1	2	3	4	5	6			
		SPRING , locking lever, group						1	—	—	
28M/1011467	A27/ES	NUT , 1/4" BSF						1	—	C	
28M/14833	A58/JS	NUT , 3/8" BSF						1	—	C	
28P/9527619	SP.90/C7	PIN , split (SP.9 C8)						2	—	C	
2458	10-20 U 1103	SPIGOT						1	—	C	SG2
2459	10-20 U 1101	SPOOL						1	—	C	SG2
1397	10-20 U 339	SPRING						2	—	C	SG2
28VV/9419456	SP.10/J	WASHER						1	—	C	
28VV/9418921	SP.13/E	WASHER						1	—	C	
19481	10-20 U 4037A	STABILISER , lower, assembly (Mod. 1350)						1	—	P	SG2
		Spares for :—									
19519	HOFFMANN N.8709	BEARING , ball						2	—	C	SG2
3748	10-20 U 1135	BUSH (See Repair section PA)						2	—	C	SG2
	10-20 U 1527	PAD , striker stop						1	S.92	—	SG2
19482	10-20 U 2111A	STABILISER , upper, Port, assembly (Mod. 1350)						1	—	P	SG2
19483	10-20 U 2112A	STABILISER , upper, Starboard, assembly (Mod. 1350)						1	—	P	SG2
		Spares for :—									
3819	TORRINGTON B.1212	BEARING , needle roller						1	—	C	SG2
3820	TORRINGTON B.126	BEARING , needle roller						1	—	C	SG2
20045	10-20 U 4055	TUBE , plunger (Mod. 1431)						1	—	P	SG3
12323	10-20 U 1837	TUBE , cross, main hinge (Mod. 382)						3	—	C	SG3
	HIGH PRESSURE COMPONENTS										
28Y/15486	GYP.A/58	VALVE , air charging (AGS.2096)						1	—	P	SG3
		Attachments for GYP.A/58, Valve :—									
28F/9428453	AGS.1186/B	Washer, sealing						1	—	C	
27M/12081	LOCKHEED AIR.110454	VALVE , orifice control (Mod. 1205) (Lockheed Mod. AIR.485/M 78)						1	—	P	SG3
		Attachments for AIR.110454, Valve :—									
28P/1009706	SP.4/Y/A2	Pin, shackle, 3/16" dia.						1	—	C	SG3
28P/9527619	SP.90/C7	Pin, split (SP.9/C8)						1	—	C	
7987	10-20 U 1349	WASHER , bearing, upper and lower torque link hinges						4	—	C	SG3
1361	10-20 U 295	WASHER , thrust on crank, inner						1	—	C	SG2
10316	10-20 U 1751	WASHER , thrust on crank, outer (Mod. 253)						1	—	C	SG2
		Attachments for 10-20 U 1373A/4, 10-20 U 1374A/4, 10-22 U 99A or 10-22 U 100A, Unit :—									
12315	10-20 U 1825	Bolt, main attachment, aft (Mod. 382)						2	—	C	SG3
1427	10-20 U 171	Bolt, main attachment, forward (Pre Mod. 1368)						2	—	C	SG3
18954	10-22 U 53	Bolt, main attachment, forward (Mod. 1368)						1	—	C	SG3
12316	10-20 U 1827	Nut, barrel, on main attachment bolt, aft (Mod. 382)						2	—	C	SG3
1429	10-20 U 175	Nut, barrel, on main attachment bolt, forward (Pre Mod. 1368)						2	—	C	SG3
18955	10-22 U 55	Nut, barrel, on main attachment bolt, forward (Mod. 1368)						1	—	C	SG3
28M/1011476	A27/JS	Nut, 3/8" BSF, fairing connecting rod						2	—	C	
1447	10-20 U 415	Nut, main retraction jack crank attachment						1	—	C	SG1
28P/9527619	SP.90/C7	Pin, split, fairing connecting rod (SP.9/C8)						2	—	C	
28P/19155	SP.90/E12	Pin, split, main retraction jack crank attachment (SP.9 E14)						1	—	C	
2468	10-20 U 857	Spigot, bolt fairing connecting rod						1	—	C	SG1
12317	10-20 U 1829	Washer, on main attachment bolt, aft (Mod. 382)						2	—	C	SG3
1431	10-20 U 173	Washer, on main attachment bolt, forward (Pre Mod. 1368)						2	—	C	SG3
18956	10-22 U 97	Washer, on main attachment bolt, forward (Mod. 1368)						1	—	C	SG3
1449	10-20 U 417	Washer, main retraction jack crank attachment						1	—	C	SG1
10315	10-20 U 1753	Washer, main retraction jack crank attachment						1	—	—	SG2

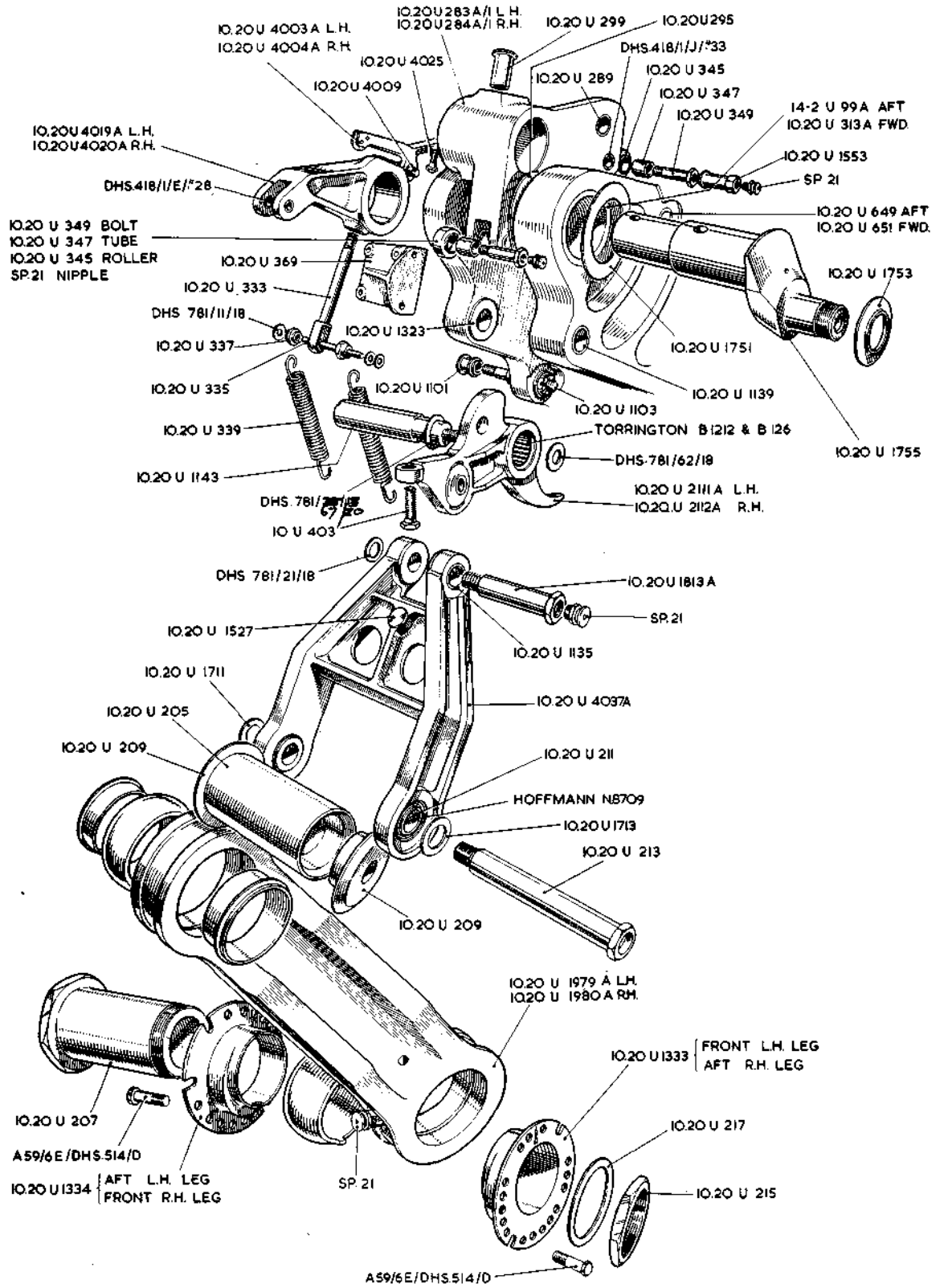


SG.1

**UNDERCARRIAGE
 MAIN UNDERCARRIAGE
 SHOCK ABSORBER UNIT**

SG.1

[AL72]

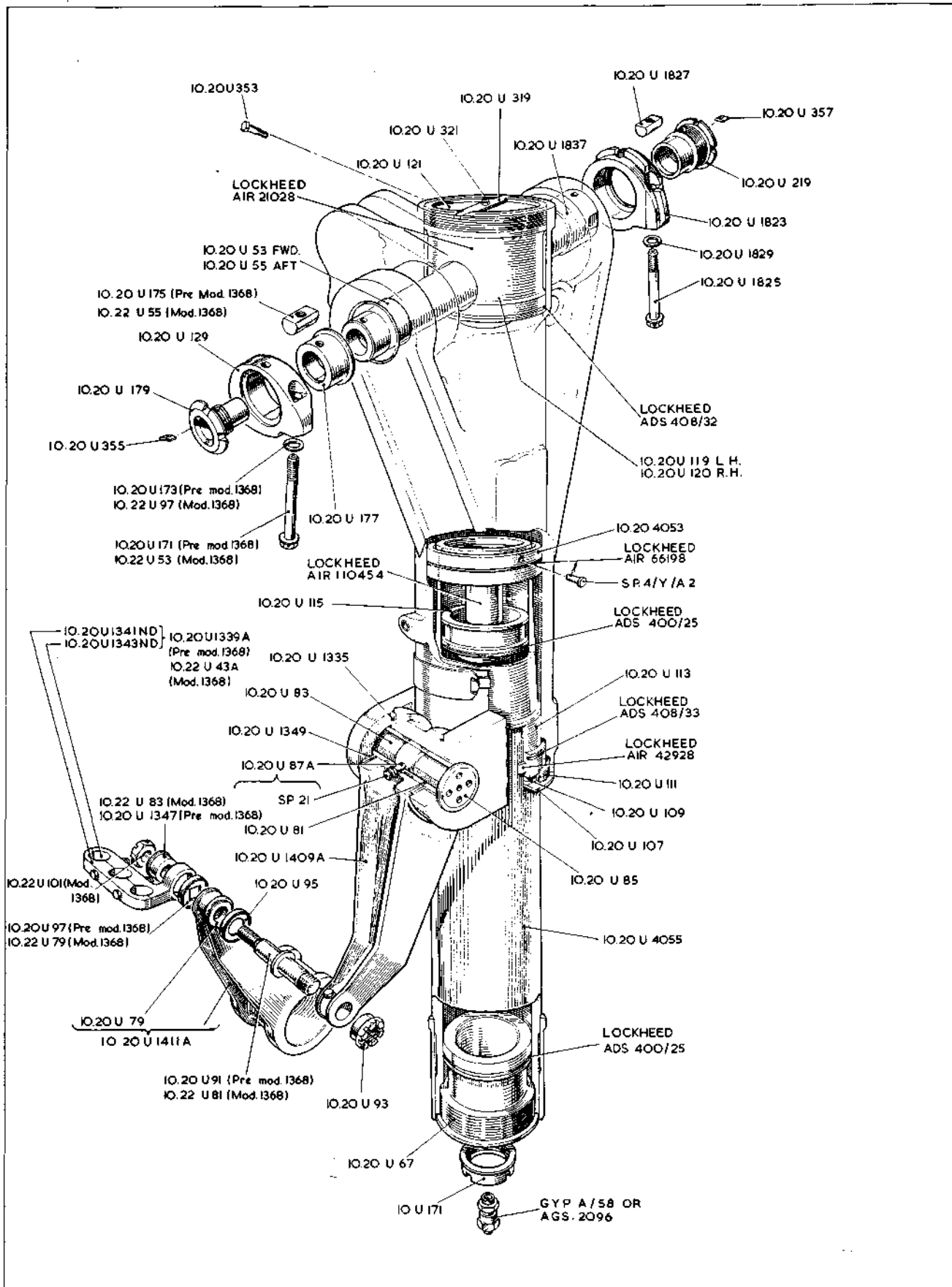


LOWER SIDE STAY & STABILISER

SG.2

**UNDERCARRIAGE
MAIN UNDERCARRIAGE
SHOCK ABSORBER UNIT**

SG.2
[AL.63]



SG.3

**UNDERCARRIAGE
MAIN UNDERCARRIAGE
SHOCK ABSORBER UNIT**

SG.3
[A.L.74]

This file was downloaded
from the RTFM Library.
Link: www.scottbouch.com/rtfm

Please see site for usage terms,
and more aircraft documents.

