

Chapter 12

ELECTRICALLY-HEATED CLOTHING

LIST OF CONTENTS

	Para.		Para.
Socks and gloves, Type D	1	Clothing, Type H	6
Socks and sock connectors	2	Lining	8
Gauntlets and linings	4	Bootees	10
		Gloves	13


LIST OF ILLUSTRATIONS

	Fig.		Fig.
Sock and sock connector	1	Bootee	5
Gauntlet and lining	2	Lining, lower leg	6
Lining, front view	3	Glove	7
Lining, back view	4	Glove, view of lining	8

SOCKS AND GLOVES, TYPE D

1. Electrically-heated socks and gloves, Type D, can be used on 12 or 24-volt systems. The socks are worn inside flying

boots and the gloves are of the gauntlet type with removable heated linings. A sock connector is used to take the current from the distribution pad to each sock.



1. PRESS FASTENER SOCKETS 2. SHEATH 3. PRESS FASTENER STUDS
4. CABLE 5. LINING 6. PRESS FASTENERS

Fig. 1. Sock and sock connector

RESTRICTED

Socks and sock connectors

2. Each sock (*fig. 1*) consists of an outer cover of gaberdine to which is sewn the heating element and a lining of stockinette fleece. The element is encased in flameproof cotton fleece material, and its ends terminate above the heel and are riveted to press fasteners supported on a pad. A sock connector is also shown in *fig. 1*, the cables being removed from the gaberdine sheath in which they normally fit. Any tension imposed on the connector is taken by the sheath and not the cables.

3. The socks are available under the following Store Reference numbers in Sect. 22C of A.P.1086 :—

Left	Right	Size
720	723	Small
721	724	Medium
722	725	Large

A sock connector (Stores Ref. 22C/726) is required for each sock.

Gauntlets and linings


4. The gauntlets (*fig. 2*) are made of Cape leather and lined with stockinette fleece. The linings are of the gauntlet type, made of stockinette fleece, to which the heating element is sewn. The element is encased in flameproof cotton fleece material and the ends of the element are riveted to press fasteners on the inside of the lining.

5. The gauntlets and linings are available under the following Stores Reference numbers in Sect. 22C :—

Gauntlets		Linings		Size
Left	Right	Left	Right	
767	770	714	717	Small
768	771	715	718	Medium
769	772	716	719	Large

CLOTHING, TYPE H

6. Electrically-heated clothing, Type H, consists of a one-piece lining, worn under normal flying clothes, heated bootees, and gloves, which are worn without any further



1. GLOVE LINING 2. PRESS FASTENER 3. OUTER GAUNTLET

Fig. 2. Gauntlet and lining

RESTRICTED

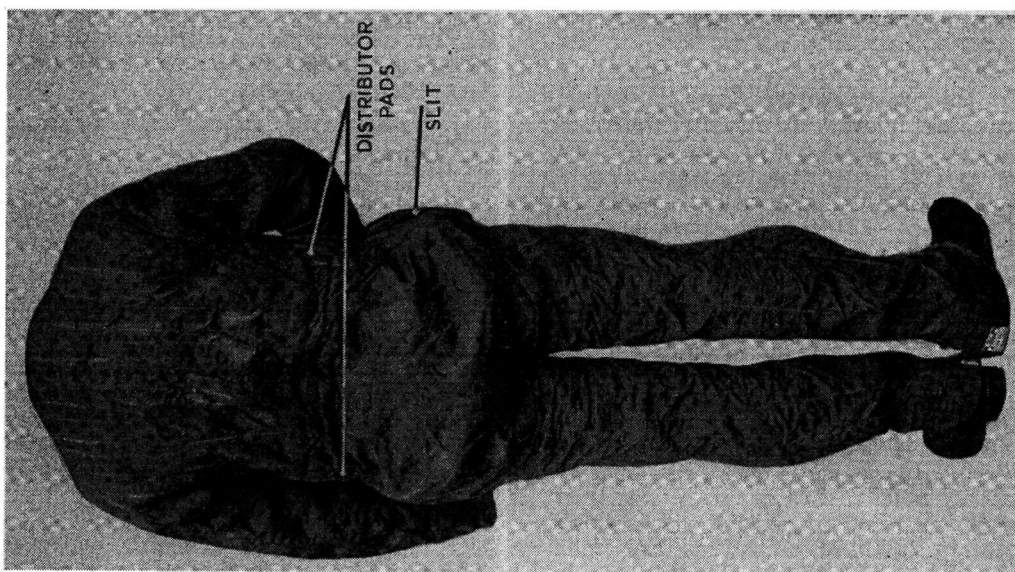


Fig. 4. Lining, back view

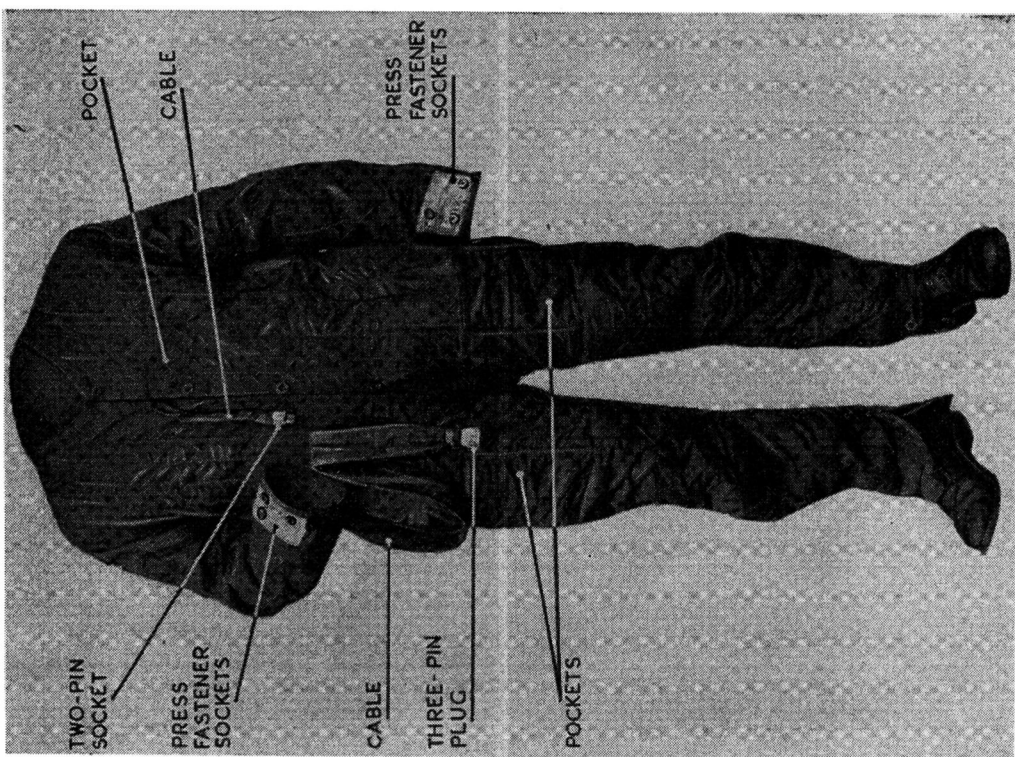


Fig. 3. Lining, front view

covering. Provision is also made for an electrical supply to the oxygen mask heater. The clothing is for use on a 24-volt supply.

7. In cold weather, the Type H lining, bootees, and gloves are usually worn together, but if less heat is required, Type D gloves and socks may be worn with a Type H lining. The garments must be worn in pairs—that is, both gloves must be of the same type, and both socks must be of the same type—but a pair of Type H gloves may be worn with a pair of Type D socks, or a pair of Type H bootees may be worn with a pair of Type D gloves.

Lining

8. The lining (*fig. 3 and 4*) is a single-breasted garment made of Union twill or flameproof poplin. The electrical supply is taken through a 32 in. flexible cable which connects a distribution pad on the right hip to the supply socket. The plug leads for the oxygen mask heater should be

stowed in the pocket in the front opening of the lining when not in use.

9. The lining is available under the following Stores Reference numbers in Sect. 22C:—

Item	Stores Ref. No.
Lining—	
Small	1012
Medium	1013
Large	1014

Bootees

10. The bootees (*fig. 5*) have an outer layer of gabardine, to which the heating element is attached, and a lining of stockinette fleece. The ends of the heating element are riveted to press-stud fasteners on the inside of the bootee. The studs connect with corresponding sockets on the leg of the lining (*fig. 6*).

11. The bootees are available under the following Stores Reference numbers in Sect. 22C:—



Fig. 5. Bootee

RESTRICTED

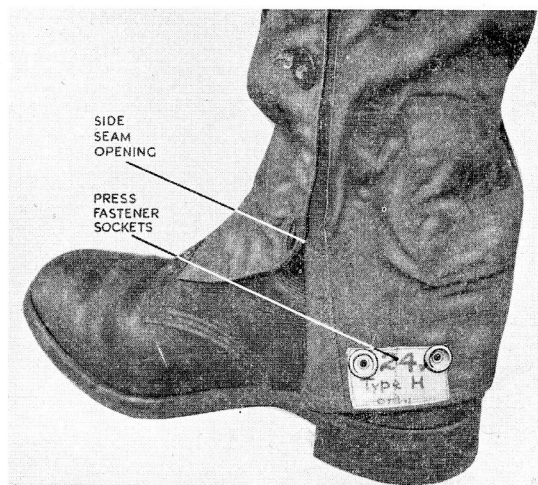


Fig. 6. Lining, lower leg

Left	Right	Size
1015	1018	Small
1016	1019	Medium
1017	1020	Large
1059	1060	Extra large

12. If the bootees are worn with an electrically-heated waistcoat, Type J, instead of with the lining, a connector, Type H (Stores Ref. 22C/1074) is required for each bootee.

Gloves

13. Each glove (fig. 7 and 8) consists of a leather outer gauntlet with a side-opening

cuff, and a non-detachable heated lining of stockinette fleece. The gloves are available under the following Stores Reference numbers in Sect. 22C :—

Left	Right	Size
1021	1024	Small
1022	1025	Medium
1023	1026	Large

SERVICING

14. Details of electrical circuits and the tests to be applied during servicing operations are given in A.P.4343E, Vol. 1, Sect. 10.

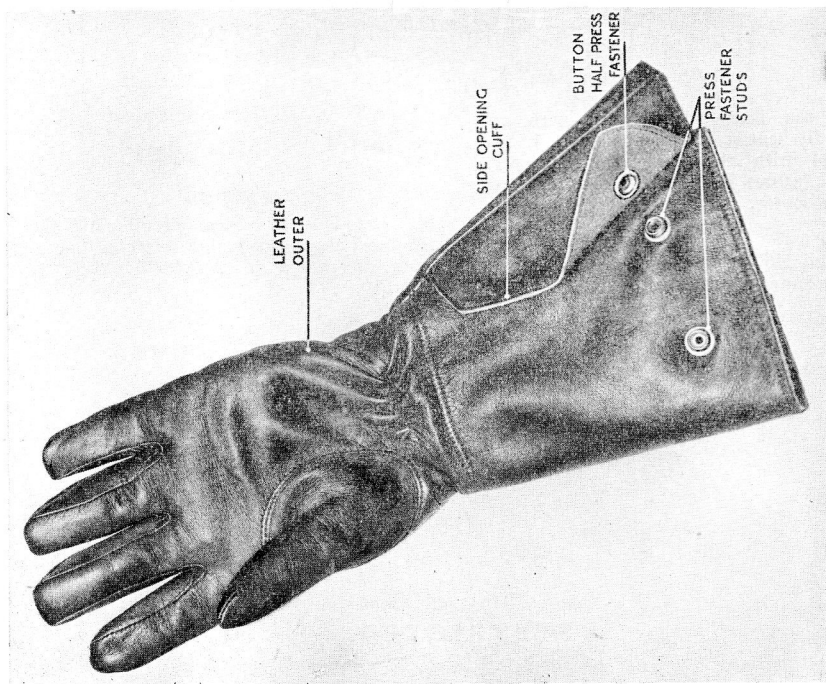


Fig. 7. Glove

G4886 39050 7/62 2.400 C.B.&S.LTD. GP.30

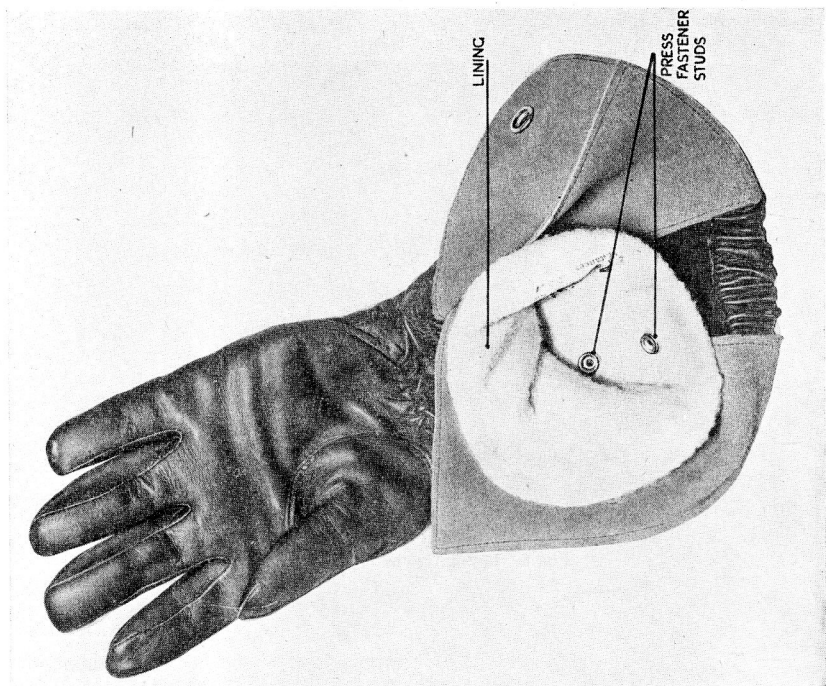


Fig. 8. Glove, view of lining

RESTRICTED