

CHAPTER 7
DISTINGUISHING INSIGNIA
CONTENTS

Authorised badges	0701
Distinctive shoulder straps	0703
Rank badges - officers	0707
Gold rank lacing	0709
Rank badges - airmen/airwomen	0710
Wearing of rank badges	0712
Flying badges	0713
Other qualification badges	
Parachutist badge with wings	0716
Parachutist badge without wings	0717
Flight medical officer	0718
Air steward	0719
Flight nursing attendant	0720
Mountain rescue	0721
Explosive ordnance disposal	0722
Marksman	0723
Drum major	0724
Voluntary bandsman	0725
Trumpeter	0726
Qualification badges - warm weather areas	0727
Branch and trade group badges	
Medical and PMRAFNS	0728
Identification badges - PMRAFNS (NCE)	0729
Dental	0730
Chaplaincy	0731
Honorary chaplain to the Sovereign	0732
Chaplain's assistant	0733
RAF Regiment	0734
Provost officers and RAF Police	0735
Trade badges - airmen/airwomen	
Musicians - established bands	0736
Physical training instructors	0737
Telecommunications	0738

AP 1358, CHAP 7

Wearing of trade badges in warm weather areas	0739
Distinguishing badges	
Auxiliary/reserve forces, CCF/ATC and Royal Auxiliary Air Force	0740
RAF Volunteer reserve	0742
RAF Volunteer reserve Training Branch	0744
Gliding instructor badges	0745
Duty armlets	0746
RAF College Initial Officer Training	0747
University Air Squadrons	0748
Recruit Training Establishments	0750

ILLUSTRATIONS

Plate No	Description	Page No
7-1	Officers rank badges	7-6
7-2	Officers hats and badges (Gp Capt and Air Officers)	7-8
7-3	Officers hats and badges (below Gp Capt)	7-10
7-4	Director of Music and Bandmasters hats and badges	7-12
7-5	Arm rank badges - airmen and airwomen	7-16
7-6	Shoulder rank badges - airmen and airwomen	7-18
7-7	Hats and badges - airmen and airwomen	7-20
7-8	Qualification badges	7-26
7-9	Branch and Trade badges	7-36
7-10	Duty armbands	7-38

General.

0701. Only authorised RAF badges (including aircrew badges) are to be worn on RAF and PMRAFNS uniforms, except that the approved detachable insignia for NATO HQ may be worn by personnel serving on posted tours of duty at these headquarters.

0702. **RAF GAI 5039** sets out the policy for distinguishing badges and the rules for examination and submission of new badge proposals.

Distinctive shoulder straps - officers

0703. Distinctive shoulder straps are worn by Marshals of the Royal Air Force on the greatcoat and with Nos 1A, 6, 8 and 8A Dress. The greatcoat version is faced with blue-grey Crombie cloth and blue/grey barathea is specified for the shoulder straps of Nos 1A, 8 and 8A Dress, whilst stone coloured worsted polyester is used for the No 6 Dress.

0704. Distinctive blue/grey barathea unranked shoulder straps are worn by Air Chief Marshals, Air Marshals, Air Vice-M Marshals, Director of Nursing Services (RAF) and Director of Defence Nursing Services when in No 1A Dress. However, when a greatcoat is worn with No 1A or No 5 Dress, detachable gold ranked shoulder straps in Crombie material are worn.

0705. With No 1 Dress, plain shoulder straps are worn by; officers entitled to wear aiguillettes and/or the Royal Cypher, AVMs and above, DNS (RAF) and DNS (Defence).

0706. With No 5 Dress, sewn in, plain shoulder straps in Venetian cloth are worn by male officers entitled to wear aiguillettes and/or the Royal Cypher.

Rank badges - officers

0707. The rank identification for officers on Nos 1, 1A, 2, 3, 6, 6B and 7 Dress is light blue on black braid in three widths narrow - 1/4 in (6mm) for Pilot Officer, medium - 9/16 in (1.4 cm) for Flying Officer and broad - 2 in (5.1 cm) for Air Commodore. Ranking for all other officers is a varied combination of these basic braids (as illustrated in **plate 7-1**).


0708. Positioning of rank badges.

a. **Jacket sleeves, Nos 1 and 1A Dress.** All officers wear rings of black and blue ranking braid as appropriate, the centre of the braid being 3 3/4 in (9.5 cm) from the bottom of the cuff.


b. **Shoulder slides for the greatcoat, raincoat, Nos 2, 3, 6 and 7 Dress.** Generally, the bottom row of composite braid should be at the base of the strap. For Plt Off and Fg Off, the braid should be mounted centrally on a backing material matching the host garment

c. **Provost and RAF Regiment officers.** The base of 'APM' and 'RAF Regiment' shoulder slides is to be aligned with the base of the shoulder strap. Rank braiding is to be set 1/16 in (2mm) above the top of the APM slide and the upper letters of the Regiment slide.

0709. Gold Lace Ranking. Full width gold ranking lace is worn on the sleeves of the RAF Nos 5 and 9 dress, composed as prescribed for No 1 dress. Excepting MRAF, half-width gold lace is worn on the shoulder straps of Nos 6A, 8, 8A and 11 dress and greatcoats.



OFFICERS RANK BADGES





KEY TO OFFICERS RANK BADGES

Marshal of the Royal Air Force

Air Chief Marshal

Air Marshal

Air Vice Marshal

Air Commodore

Group Captain

Wing Commander

Squadron Leader



**OFFICERS HATS AND BADGES
(Group Captain and Air Officer)**



Notes

1 Air Officer The badge consists of a wreath of laurels surmounted by a lion and crown, all in gold embroidery with a superimposed eagle in gilt metal

2 Group Captain and below The badge consists of a gilt metal eagle above gold embroidered, entwined, laurel leaves, the whole of which is surmounted by a gold, embroidered crown



**KEY TO OFFICERS HATS AND BADGES
(Air Officer and Group Captain)**

Air Officer's SD Hat

PMRAFNS Air Officer's SD Hat

Air Officer's Field service Cap

Group Captain's SD Hat

PMRAFNS Group Captain's SD Hat



**OFFICERS HATS AND BADGES
(Below Group Captain)**





**KEY TO OFFICERS HATS AND BADGES
(Below Group Captain)**


Male Officer's SD Hat

Female Officers SD Hat
(Female WOs wear this hat with the WOs cap badge)

PMRAFNS Officers SD Hat

Officers Beret with minature badge

Officers field service Cap



DIRECTOR OF MUSIC AND BANDMASTERS HATS





KEY TO DIRECTOR OF MUSIC AND BANDMASTERS HATS

Bandmaster's Busby

Director of Music's Busby

Bandmaster's SD Hat

Rank badges - airmen and airwomen

0710. Sleeve badges are embroidered in light blue, on backgrounds of dark blue felt. Shoulder slides are in similar colour combinations, but of woven material and are worn on all working dress uniforms, in both temperate and warm weather climates.

0711. List and combination of sleeve rank badges:

- | | |
|--|--|
| a. Warrant Officer | The Royal Arms |
| b. Master aircrew | A gilded metal eagle within embroidered laurel leaves, surmounted by the Royal Arms |
| c. Flight Sergeant | A 3-bar chevron, surmounted by a crown |
| d. Flight Sergeant aircrew | An eagle and 3-bar chevron, surmounted by a crown |
| e. Chief Technician | A 3-bar chevron, surmounted by a 4-bladed propeller |
| f. Sergeant | A 3-bar chevron |
| g. Sergeant aircrew | A 3-bar chevron, surmounted by an eagle |
| h. Corporal | A 2-bar chevron |
| i. Junior Technician | A 4-bladed propeller, worn with the blades of the propeller diagonally, as in the cross of St Andrew |
| j. Senior aircraftman & aircraftwoman | A 3-bladed propeller, worn with one blade vertical, in the form of the letter Y |
| k. Leading aircraftman & aircraftwoman | A 2-bladed horizontal propeller |

Notes

1. Base of Flight Sergeant (ground) crown is to be 1/8 in (3mm) above a horizontal line joining upper tips.
2. Tips of the aircrew eagles wings are to be horizontally in line 1/8 in (3mm) below the upper points of the chevrons. In all cases the eagle is to face to the rear.
3. Base of Flight Sergeant aircrew crown is to be centred 1/4 in (6mm) above the eagle.
4. Chief Technician propeller is to be positioned with blades diagonally, as in the cross of St Andrew, with the centre of the propeller boss 1/2 in (1.2 cm) above a horizontal line joining the upper tips of the chevrons.

5. Excepting Flight Sergeant musicians of established bands, who also wear them on No 11 Dress, Flight Sergeants metal crowns are to be worn on No1 Dress jackets only. An embroidered crown is provided for the greatcoat.

6. Metal components of aircrew sleeve rank badges are not to be worn on the No 6 Dress jacket, raincoat, greatcoat or flying clothing.

0712. Regulations for the wearing of rank badges by airmen and airwomen

a. Sleeve rank badges described above are to be worn as follows:

- (1) By all ranks on the No 1 Dress jacket.
- (2) By personnel issued with No 6 (pool) uniform, except for Warrant Officers, who should wear shoulder flashes.
- (3) By all ranks on greatcoats issued on long term loan. On pool greatcoats loaned for a particular ceremonial occasion, only Warrant Officer and NCO badges are to be worn.
- (4) By Warrant Officers and SNCOs on Nos 5 and 8 Mess Dress. The gold-embellished, single rank badge is worn on the right sleeve only, in the position prescribed for No 1 Dress

b. On authorised garments (except Mess Dress), sleeve rank badges are to be displayed centrally on the outer face of both sleeves and positioned as follows:

- | | | |
|--|---|--|
| (1) Warrant Officers | - | centre of badge 6 1/2 in (16.5 cm) from sleeve bottom |
| (2) Non - commissioned officers | - | lowest point of chevrons 9 1/2 in (24.1 cm) from the shoulder seam |
| (3) Junior Technicians/
aircraftmen/
aircraftwomen | - | centre of propeller bosses 6 in (15.2 cm) from the shoulder seam |

Badges are to be sewn on in their original sizes and are not to be folded or turned over.

c. Shoulder rank badges are to be worn by all ranks on appropriate shoulder strapped garments. They should be neatly folded to the width of the shoulder strap, with the badge motif centrally positioned. RAF Police and RAF Regiment personnel wearing their distinctive shoulder slides are to conform with para 0708, sub-para c.



ARM RANK BADGES FOR NON-COMMISSIONED PERSONNEL





KEY TO ARM RANK BADGES FOR NON-COMMISSIONED PERSONNEL

Warrant Officer

Master Aircrew

Flight Sergeant
No 1 SD Badge

Flight Sergeant
Greatcoat Badge

Chief Technician

Sergeant
(Eagle denotes Aircrew)

Corporal

Junior Technician

Senior Aircraftsman

Leading Aircraftsman



SHOULDER SLIDE RANK BADGES NON-COMMISSIONED PERSONNEL





**KEY TO SHOULDER SLIDE RANK BADGES NON-COMMISSIONED
PERSONNEL**

Master Aircrew (R/H) Warrant officer Master Aircrew (L/H)

Flight Sergeant
Aircrew (R/H)

Flight Sergeant

Flight Sergeant
Aircrew (L/H)

Chief Technician

Sergeant
Aircrew (R/H)

Sergeant


Sergeant
Aircrew (L/H)

Corporal

Junior Technician

Senior Aircraftsman

Leading Aircraftsman



HATS AND BADGES - AIRMEN AND AIRWOMEN





KEY TO HATS AND BADGES - AIRMEN AND AIRWOMEN

Warrant Officer's SD Hat

Airman's SD Hat

Airwomans SD Hat

Field Service cap
with WO Minature badge

Airman's Beret

Field Service cap
with airman's badge

PMRAFNS Airwoman's SD hat

Note: RAF Police personnel of the rank of FS and below wear a white topped SD Hat when wearing No 1 or No 2 dress and when employed on RAF Polioce duties at their own unit.

Qualification badges

0713. Flying badges. This section should be read in conjunction with **QRs 206, 435, J727 and 728.** The following is the list of flying badges currently awarded, with descriptions of the patterns generally worn on flying clothing and uniform.

BADGE	DESCRIPTION
Pilot	Wings of drab silk embroidery with monogram 'RAF' in centre, surrounded by laurel leaf of brown silk and surmounted by a crown - on dark blue melton cloth.
Navigator	The letter 'N' of drab silk surrounded by a laurel leaf of brown silk with an outspread drab silk wing 2 1/2 in (6.35 cm) long - on dark blue melton cloth.
Air Electronics Officer or Operator (AE) Air Engineer (E) Air Loadmaster (LM)]]]] As for Navigator, but with alternative letters, as in brackets.
Preliminary - Flying (Pilot) (QR 728)	Eagle of drab silk embroidery - on dark blue melton cloth.
Parachute Training Instructor (Honorary Aircrew status - QR 435)	As for Navigator , but with small parachute in drab silk within the laurel leaf.

0714. When entitled to wear one of the flying badges described at **para 0713**, it is to be worn on the left breast of a uniform jacket, immediately and centrally above the top line of conventional breast pockets (when fitted) and in a corresponding position on the heavy jersey, pocketless uniform jackets and womens dresses. When medal ribbons are worn , flying badges are to be placed directly above the top row of medal ribbons, with a space of 1/4 in (6.5 mm) between the lowest part of the badge and the upper edge of the ribbon/s

0715. Flying badges worn with Nos 5 and 8 Dress are to be half size, gold embroidered on blue/grey material. The badge is positioned on the left lapel with the top of the centre of the badge 1 1/2 in (3.8 cm) below the inner end of the collar step opening.

Other qualification badges

0716. Parachutist badge with wings (see QR 436). The parachutist badge with wings depicts an opened parachute flanked by a pair of wings. The parachute is embroidered in white and the wings in light blue. When authorised the badge is to be worn on the right sleeve, with the badge centre 3 in (7.6 cm) below the shoulder seam on Nos 1, 1A, 2 (heavy jersey), 3, 4, 6 and 6A Dress. A small gold embroidered version may be worn on Nos 5, 5A and 8 Dress in the same position.

0717. Parachutist badge without wings (see QR 436). The parachutist badge without wings consists of an opened parachute in white on a circular background. The badge is to be worn by qualified officers and airmen in the same manner as for the parachutist badge with wings.

0718. Flight Medical Officer (FMO) badge. The badge depicts a central design of brown staff and gold serpents flanked by white wings. It is to be worn by authorized officers on the right sleeve of the jacket of Nos 1, 6 and 6A Dress, centred 4 in (10.2 cm) below the shoulder and in a similar position on the No 2 heavy jersey and flying clothing. A miniature gold embroidered version may be worn in the same position on Nos 5 and 8 Dress. An officer entitled to wear this badge and the parachutist badge with wings, is to wear only the FMO badge.

0719. Air Steward badge. The badge design is a pair of wings in light blue silk with a central motif of the letters 'AS'. It is to be worn on the right sleeve of Nos 1, 2 (heavy jersey) and 6 Dress, centrally positioned, with the top of the central motif 4 in (10.2 cm) below the shoulder seam.

0720. Flight Nursing Attendant badge. This is similar to the air stewards badge except that the central motif is a red cross on a light blue background and is to be worn as prescribed for the air stewards badge.

0721. Mountain rescue badge. The badge is in light blue silk and is to be worn by airmen below the rank of Warrant Officer, **only whilst serving** as members of a mountain rescue team. It is worn on the right sleeves of the No 1 jacket and the heavy jersey, centrally positioned, with the base of the badge 4 in (10.2 cm) from the bottom of the sleeve.

0722. Explosive Ordnance Disposal (EOD) badge. The RAF bomb disposal badge is worn by qualified airmen below the rank of Warrant Officer whilst employed on full time bomb disposal duties. The badge is to be worn as follows:

- a. By NCOs on the right sleeve of the No 1 Dress jacket, with the top edge of the badge background 1/2 in (1.3 cm) below the point of the chevron.
- b. By airmen on the right sleeve of the No 1 Dress jacket, with the top edge of the badge background 9 in (22.9 cm) below the shoulder seam.
- c. By all ranks, on the right sleeve of the olive drab and the blue/grey heavy jerseys, with the base of the badge background 4 in (10.2 cm) from the bottom edge of the sleeve.

AP 1358, CHAP 7

When actively engaged in EOD duties and wearing protective clothing, 'BD' armlets are to be worn on the upper left arm by officers, Warrant Officers and airmen, whether employed full or part time.

0723. Marksman badge. The marksman badge consists of crossed rifles worked in light blue silk and is worn by all qualified non-commissioned personnel, on the heavy jersey only. The single badge is to be worn with the bottom edge 4 in (10.2 cm) above the bottom of the right sleeve.

0724. Drum major badge. This is a trade qualification badge for qualified musicians only and is not a rank badge. Description and dress regulations are as follows:

- a. The badge comprises four chevrons with a drum above. The badges, embroidered in gold, are to be worn on both sleeves of Nos 9 and 11 Dress only, with the chevrons positioned 1/2 in (1.3 cm) above the cuff designs and with the base of the drum 1/2 in (1.3 cm) above the point of the chevrons. The drum is anodized for No 11 Dress.
- b. With Nos 1 to 8 Dress (inclusive) a drum major is to wear his appropriate badges of rank.

No drum (or pipe) major badge is authorised for wear on official service dress by members of voluntary bands. They should continue to wear their usual badges of rank with their voluntary bandsman badges.

0725. Voluntary bandsman badge. The voluntary bandsman badge consists of an anodized lyre in a wreath. It is worn on the No 1 jacket and the heavy jersey, above the elbow on the left sleeve only, as follows:

- a. By NCOs with the top of the badge 1/2 in (1.3 cm) below the point of the chevron.
- b. By junior technicians, aircraftmen/women with the top of the badge 9 in (22.9 cm) below the shoulder seam.

0726. Trumpeter badge. The trumpeter badge consists of crossed trumpets in anodized metal. It is worn with the mouthpieces pointing upwards and as prescribed for voluntary bandsmen.

0727. Qualification badges - warm weather areas. Except where stated, qualification badges for wear on temperate climate dress are silk embroidered on dark blue felt and are to be worn without any trimming or reduction of the background. However, the appropriate woven versions on stone coloured background which are provided for short sleeved garments such as men's bush jackets and women's No 6 Dress, should be turned in to present flat images. They are provided as follows:

- a. For wear on bush jackets and dresses to Flight Nursing Attendants, Air Stewards and Parachutists (with and without wings).
- b. Only one of these, or a trade badge may be worn on the short sleeved garments. The badge is to be mounted on the outer face of the right sleeve only, 3 in (7.6 cm) below the shoulder seam.



QUALIFICATION BADGES





KEY TO QUALIFICATION BADGES

Pilot

Navigator

Air Engineer

Parachutist

Medical Branch

Flight Nursing Attendant

Dental Branch

Auxilliary Air Force

Airman's shoulder badge

Volunteer reserve

Voluntary Musician badge

Drum Major badge

Voluntary trumpeter badge

Bomb Disposal

Rescue volunteer

Mountain rescue

Marksman

Branch and trade group badges

0728. Medical and PMRAFNS. The winged caduceus of Mercury surmounted by a crown is the collar lapel badge for all ranks, including officers of the Medical Technician Branch (Medical Section) and the Medical Secretarial Branch. Separate versions of the badge are to be worn as follows:

- a. The gilt wing caduceus badge is the lapel badge for all ranks on the collars of Nos 1, 6 and 6B Dress. The bottom of the badge is to be positioned 1 in (2.5 cm) above the inner end of the step opening; the staff of the badge is to be parallel with the inside (rolled) edge and midway between that and the outer edge of the collar.
- b. On the PMRAFNS officers ward dress cape, the staff of the gilt winged badge is placed diagonally on the front corners, midway between the points of the facing. The gilt badge or embroidered caduceus is no longer to be worn on shoulder strap ranking, with any order of dress.
- c. A single badge, either gilt or silver winged caduceus, may be worn by officers, warrant officers and SNCOs on Nos 5 and 8 Mess Dress. It is to be positioned vertically and centrally on the wearers right front quarter of the dress or jacket lapel.

0729. Identification/qualification badges - PMRAFNS (NCE) nurses. Badges are to be worn by male and female personnel as follows:

- a. The medical badge, blue embroidered within a wreath, on a white background, is to be sewn on the wearer's upper left front of No 2C Dress (ward dress).
- b. RGN/ENG qualification is identified by shoulder strap sleeves of petersham ribbon (Navy blue - RGN, Green - ENG). Shoulder rank badges are to be fitted over the ribbon so that 1/2 in (1.3 cm) of the ribbon is visible below the base of the rank badge

0730. Dental (including Med Tech Branch - Dental Section). The collar lapel badge for all ranks is gilt, comprising a laurel wreath enclosing the letters 'DB' and flanked on each side by wings. The badge is to be worn as follows:

- a. The dental collar badge is to be worn on Nos 1, 6 and 6B Dress as prescribed for the Medical Branch in para **0728 a**. The long axis of the badge is to be horizontal.
- b. By all personnel on Nos 5 and 8 Dress, as prescribed for the medical badge in para **0728 c**, with the long axis of the badge horizontal.

0731. Chaplaincy Branch. The Branch lapel badge consists of a Maltese cross in black metal, with gilded wings and a wreath with the letters 'RAF' within, superimposed over the centre of the cross. It is worn in pairs, as follows:

- a. On the jackets of Nos 1 and 6 Dress with the base of the badges centred 1 in (2.5 cm) above the inner ends of the step openings of the collar.
- b. On the jackets of Nos 5 and 8 Dress with the top of the badge 1/4 in (6 mm) below the inner ends of the collar step openings. The upright of the cross is to be parallel with the inside (rolled) edge and midway between it and the outside edge of the collar.
- c. With all remaining orders of dress, the gold embroidered Chaplains shoulder sleeves should be worn, as in the manner as prescribed for RAF Regt Officers slides in para 0708c.

Enlarged, embroidered versions of the insignia are worn on the RAF Chaplains scarf

0732. Honorary Chaplains to the Sovereign. With uniform orders of dress, honorary Chaplains to the Sovereign wear aiguillettes and shoulder devices as prescribed in Chapter 9. Additional entitlements are as follows:

- a. A special gilt badge consisting of the Royal Cypher and Crown within a laurel wreath. When conducting religious services this badge is worn below decorations, medals or medal ribbons, on the left side of the scarf and on academic or ordinary clerical dress.
- b. Red Cassock. During the tenure of their appointment only, Honorary Chaplains may also wear a red cassock.

The standard version of the badge described in 'a' above may continue to be worn by former honorary Chaplains to the Sovereign, consecrated bishops, or those installed as deans or provosts. A miniature version of the badge may be worn by other former honorary Chaplains to the Sovereign.

0733. Chaplains' Assistants. On appointment, Chaplains' Assistants receive from Chaplaincy Services (RAF) the requisite uniform buttons (with crusader cross motif), RAF Chaplaincy brooches and gilded crosses. They are to be worn as follows:

- a. Chaplaincy brooch.

- (1) On the officer's and the airwomen's SD hat the brooch is to be centrally positioned at the front of the black band, with the top edge of the cross in line with the top edge of the band.

- (2) On Nos 5 and 8 Mess Dress the brooch is to be positioned centrally, on the wearer's right front, corresponding with the position (on their left) in which female officers wear their rank brooches.

b. Gilded crosses.

- (1) On uniform jackets and raincoats the gilded crosses are to be positioned centrally and vertically with the base of the cross 1/4 in (6 mm) above the 'V' of each collar step opening.
- (2) When in shirt-sleeve order, one cross is to be worn on the wearer's right chest, positioned as for the mess dress brooch.
- (3) When wearing a jersey, a cross is to be worn on each shoulder strap, positioned longitudinally with the base of the cross centred 1/4 in (6 mm) from the sewn-in edge of the epaulette.

Entitled insignia and ribbons of orders, decorations and medals may be worn on appropriate uniform dress as indicated in **Chapter 8**.

0734. RAF Regiment. Members of the RAF Regiment wear distinguishing arm badges and shoulder slides as follows:

a. Arm badges. The 'RAF Regiment' lettered arm badge is embroidered in light blue on dark blue felt for temperate and No 6 Dress uniforms. The RAF Regiment band wear a similar arm badge, but with gold wire lettering on a dark blue background on Nos 9 and 11 Dress. The badge is worn by all ranks of the RAF Regiment following successful completion of basic specialist training, and by members of the RAF Regiment band. It is to be worn by officers and airmen on both jacket sleeves of Nos 1, 1A, 6, 6A, 6B, 9 and 11 dress and on the greatcoat by officers and airmen of the Queens Colour Squadron only. The badge is to be mounted with the centre point 1/4 in (6 mm) below the sleeve head seam. A miniature RAF Regiment shoulder badge of the approved pattern, woven in gold wire and mounted on Venetian cloth, is to be worn by RAF Regiment officers and RAF Regiment Auxiliary officers on Nos 5 and 8 Dress. Similarly, Warrant Officers and SNCOs of the RAF Regiment and the RAF Auxiliary Regiment may also wear this badge on their optional Mess Dress. The badge is to be mounted with the centre point 1/4 in (6mm) below the sleeve head seam. To facilitate laundering, the badge is to be mounted on press studs for wear with No 8 Dress.

b. Shoulder slides. The RAF Regiment shoulder slides may be worn by all ranks on appropriate garments. The base of the slide is to be aligned with the base of the shoulder strap and the rank braiding set 1/16 in (2 mm) above the top of the lettering.

0735. Provost officers and RAF Police. Members of the Provost Branch wear distinguishing armlets and shoulder slides as follows:

a. Armlets. The armlet (APM for provost officers and RAFP for RAF Police) is to be worn on the left arm, above the elbow, when on uniformed police duty in Nos 1 Dress (male and female personnel) and No 6 Dress (male personnel only). It is also provided for wear on those protective outer garments that are not fitted with shoulder straps.

b. **Shoulder slides.** Red and black shoulder slides, inscribed APM and RAFP, are approved for wear by provost officers and RAF police with forms of dress which do not permit the wearing of armllets. These slides may be worn, on police duties, by all personnel with Nos 2, 2A, 2B, 6B, 7A and 7B Dress. At the discretion of local commanders, they may also be worn with No 3 Dress (combat clothing).

Trade badges - airmen/airwomen

0736. Musicians - established bands. The badge of the musicians of the established bands consists of a lyre in a wreath surmounted by a crown. It is to be worn on both sleeves of the No 1 Dress jacket and the service greatcoat, with the centre of the badge 5 in (12.7 cm) from the bottom of the cuff. The badge is not however, to be worn on the bandsmens' full-dress greatcoats. For Nos 9 and 11 dress, the badge is embroidered in gold and should be positioned 1/2 in (1.3 cm) above the cuff design.

0737. Physical Training Instructors badge. The badge, worn by qualified physical training instructors below the rank of warrant officer, depicts crossed swords with an eagle superimposed, surmounted by a crown. It is to be worn on the right jacket sleeve of No 1 Dress (male and female personnel) and No 6 Dress (male personnel only) with the top edge of the background 1/2 in (1.3 cm) below the point of the chevron.

0738. Telecommunications badge. The badge depicts sparks emanating from a closed hand and is worn in the following manner:

- a. By Flight Sergeants, Chief Technicians, Sergeants and Corporals on the right jacket sleeve of No 1 Dress (male and female personnel) and No 6 Dress (male personnel only) with the top edge of the background 1/2 in (1.3 cm) below the point of the chevron.
- b. By Junior Technicians and below, as for NCO ranks, but with the top edge of the background 9 in (23.5 cm) below the shoulder seam.

0739. Wearing of trade badges with warm-weather dress. A woven version of the PTI and telecommunications badges, on a stone colour background, is to be worn on the right sleeve of Nos 6B, 7A and 7B Dress positioned as follows:

- a. The PTI badge is to be centred 5 in (12.7 cm) below the head of the shoulder seam
- b. The bottom edge of the telecommunications badge is to be centred 2 in (5 cm) from the bottom of the sleeve.

Owing to the surface limitations of these short sleeved garments, not more than one qualification or trade badge is to be worn. If entitled to more than one badge that would generally be worn on the sleeve, the one badge to be worn should be that appropriate to the wearer's current duties

Distinguishing badges - auxiliary/reserve forces, CCF/ATC and Royal Auxiliary Air Force

* 0740. Gilt metal 'A' badges, 1/2 in (13 mm) in height for greatcoat shoulder straps and 3/8 in (9 mm) for all other purposes should be worn by commissioned personnel, mounted as follows:

a. Jackets of No 1 Dress.

(1) Medical Officers. 1/8 in (3 mm) below the Medical badge.

(2) Dental Officers. 1/8 in (3 mm) below the Dental badge.

(3) Chaplains. 1/8 in (3 mm) above the Chaplains badge.

(4) Other Officers. On the jacket collar, 1 in (2.5 cm) above the inner end of the step opening midway between the outer edge and the inner (rolled) edge, placed in such a way that a line drawn through the centre of the badge is parallel to the inner (rolled) edge.

b. Greatcoats and other garments with shoulder straps.

(1) Flight lieutenants and above. Midway between the top and bottom edges of the rank braid.

(2) Flying Officers and below. With the bottom of the letter, contiguous with the bottom edge of the rank braid.

(3) Chaplains scarf. When robed as clergy at parade services, the scarf is to bear on each end below the badge, the letter 'A' embroidered in gold.

* 0741 Airmen and airwomen are to wear distinguishing rank slides on garments with shoulder straps and embroidered badges on both sleeves of the greatcoat and No 6 Dress, positioned as follows:

a. Warrant Officers. Position the 'A' immediately below the Royal Arms and master aircrew badge.

b. Flight Sergeant and below. Position the 'A' centrally, 1/4 in (6 mm) below the shoulder seam.

Distinguishing badges for RAF Volunteer Reserve

0742. Officers. Gilt metal badges 'VR' 1/2 in (13 mm) in height for greatcoat shoulder straps and 3/8 in (9 mm) in height for all other purposes are to be worn in accordance with the directions given in para 0740 above.

0743. Non-commissioned ranks. All personnel are to wear the embroidered RAFVR distinguishing badge in accordance with the direction given in **para 0741**.

Distinguishing badges for RAF Volunteer Reserve Training Branch.

0744. Gilt metal badges (VR(T)) 1 in (2.5 cm) in height, for wear on the greatcoat and raincoat and 1/2 in (13 mm) in height for wear on the No 1 Dress jacket, are to be worn by all officers, in accordance with the direction given in **para 0740** above.

Gliding Instructor badges

0745. Qualified RAFVR(T) and RAFRO (J class) gliding instructors are to wear the Air Cadets 'Gliding Pilot' or 'Gliding Pilot Instructor' badge as appropriate, on the No 1 Dress jacket, the jersey and on flying overalls. The gliding badges are to be positioned above the left-hand breast pocket. A miniature version of this badge (half size and gold embroidered on blue/grey material) should be worn by qualified personnel on Nos 5 and 8 Dress, positioned on the left lapel with the top of the centre of the badge 1 1/2 in (3.8 cm) below the inner end of the collar step opening.

Duty Armlets

0746. Distinguishing armlets are provided for personnel to wear when actually engaged on specific duties, eg movements, orderly officer/sergeant. They are to be worn on the left arm, above the elbow.

RAF College Initial Officer Training

0747. All personnel undergoing initial officer training are to wear the following distinguishing insignia:

a Nos 2 and 3 Dress On all forms of working dress, personnel undergoing IOT are to wear a white band 1 1/2 in (3.8 cm) wide on each shoulder strap on the appropriate dress. The white bands are to have coloured braid centrally imposed to denote the squadron.

b Head-dress On the beret, a white plastic roundel is to be worn with an officer's miniature cap badge superimposed. On the No 1 SD hat, a white band 1 1/2 in (3.8 cm) wide is to be worn round the cap so that it covers the black mohair band, and an officer's hat badge is to be superimposed.

c. Raincoat. No distinctions are to be worn on the raincoat.

University Air Squadrons

0748. Members of the RAFVR are to wear the following distinguishing insignia:

AP 1358, CHAP 7

- a. No 1 Dress. On the No 1 Dress jacket cadets are to wear, on the shoulder, university squadron arm badges.
- b. No 2 Dress jersey. A white band 1 1/2 in (3.8 cm) is to be worn by cadets on each shoulder of the heavy jersey and a university squadron arm badge on the right shoulder patch.
- c. Head-dress. A white plastic roundel is to be worn on the beret with an airman's cap badge superimposed.
- d. Raincoat. No distinctions are to be worn on the raincoat.

0749. University Cadets. When at university cadets are in all respects to dress as fully commissioned officers, except during courses of instruction at the RAF College Cranwell, when their badges of distinction are to be at the discretion of the Air Officer Commanding and Commandant.

Recruit training establishments.

0750. The wearing of distinctive badges or insignia by personnel undergoing training at recruit and technical training schools is to be approved by the Air Officer Commanding in Chief

BRANCH AND TRADE BADGES

CS 95
MP





KEY TO BRANCH AND TRADE BADGES

Assistant Provost Marshall

RAF Police NCO

Assistant Provost Marshall
(Shoulder slides)

RAF Police NCO
(Shoulder slides)

RAF Regiment Shoulder Badge
SD Uniform

RAF Regiment
(Shoulder Slides rank may be incorporated)


PTI

PTI


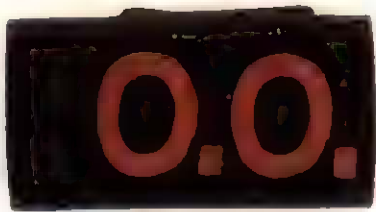

PMRAFNS

Telecommunications Trade badge

Musicians Trade badge



DUTY ARMLETS





KEY TO DUTY ARMLETS

Air Movements Officer

Air Movements Controller

Instructor

Fire Picquet

Medical Orderly

Orderly Officer

Orderly Sergeant

Orderly Corporal



This file was downloaded
from the RTFM Library.
Link: www.scottbouch.com/rtfm
Please see site for usage terms,
and more aircraft documents.

