


## PART VI

# ILLUSTRATIONS

### KEY TO FIGS. 1, 2 and 3.

1. Flaps selector lever.
2. Undercarriage selector lever.
3. Airbrakes selector lever.
4. Cockpit pressure control wheel (Mk. 9 only).
5. Undercarriage emergency retraction override switch.
6. Ground/flight switch.
7. Emergency light switch.
8. Cockpit lighting switches.
9. RP/Bombs firing switch.
10. Booster coil pushbutton.
11. H.P. cock control (behind throttle lever).
12. Throttle damper.
13. Undercarriage position indicator.
14. Flap position indicator.
15. G distress switch (R3121—IFF).
16. G pushbutton (R3121—IFF).
17. Auto/manual switch (R3121—IFF).
18. Standby VHF switches.
19. Elevator trim control.
20. L.P. cock control.
21. Harness release.
22. Hydraulic handpump.
23. Drop tanks/bombs jettison lever.
24. Oil temperature gauge.
25. Jet pipe temperature gauge.
26. VHF control.
27. Fuel pressure warning light.
28. Generator failure warning light.

29. Elevator trim position indicator (undercarriage warning light on right of indicator).
30. Artificial horizon and fast erection button (Mk.9 only).
31. G.G.S.
32. Standby compass.
33. Selector/dimmer control.
34. Fire warning light.
35. Cockpit pressure gauge.
36. Hood jettison lever.
37. Cockpit altimeter.
38. Cockpit pressure warning light.
39. Oxygen regulator.
40. Fuel contents gauge (Mk.9, later Mk.5).
41. Mk. 4 F compass (Mk. 9 only).
42. Windscreen de-icer pump.
43. R3121 control unit (IFF).
44. R3121 controller (IFF).
45. Hood winding handle lanyard.
46. Triple pressure gauge.
47. Fire extinguisher pushbutton.
48. Auxiliary starting switch.
49. Engine starter pushbutton.
50. Hood seal cock.
51. Engine starter and master switches.
52. Mk. 4F compass inverter switch (Mk.9 only).
53. Spare.
54. Booster-pump switch.
55. Hood winding handle.
56. Not in use.
57. Pressure head heater switch.
58. Navigation lights switch.
59. Downward identification lights selector switch.
60. G45 camera switch.
61. GGS master switch.
62. A.D.F. switch.
63. Guns/RP switch.
64. Bomb/RP selector switches
65. Ventilating louvre.
66. RP/bombs switch.
67. Landing lamp switch.
68. Identification lights morse pushbutton.
69. Seat raising handle.



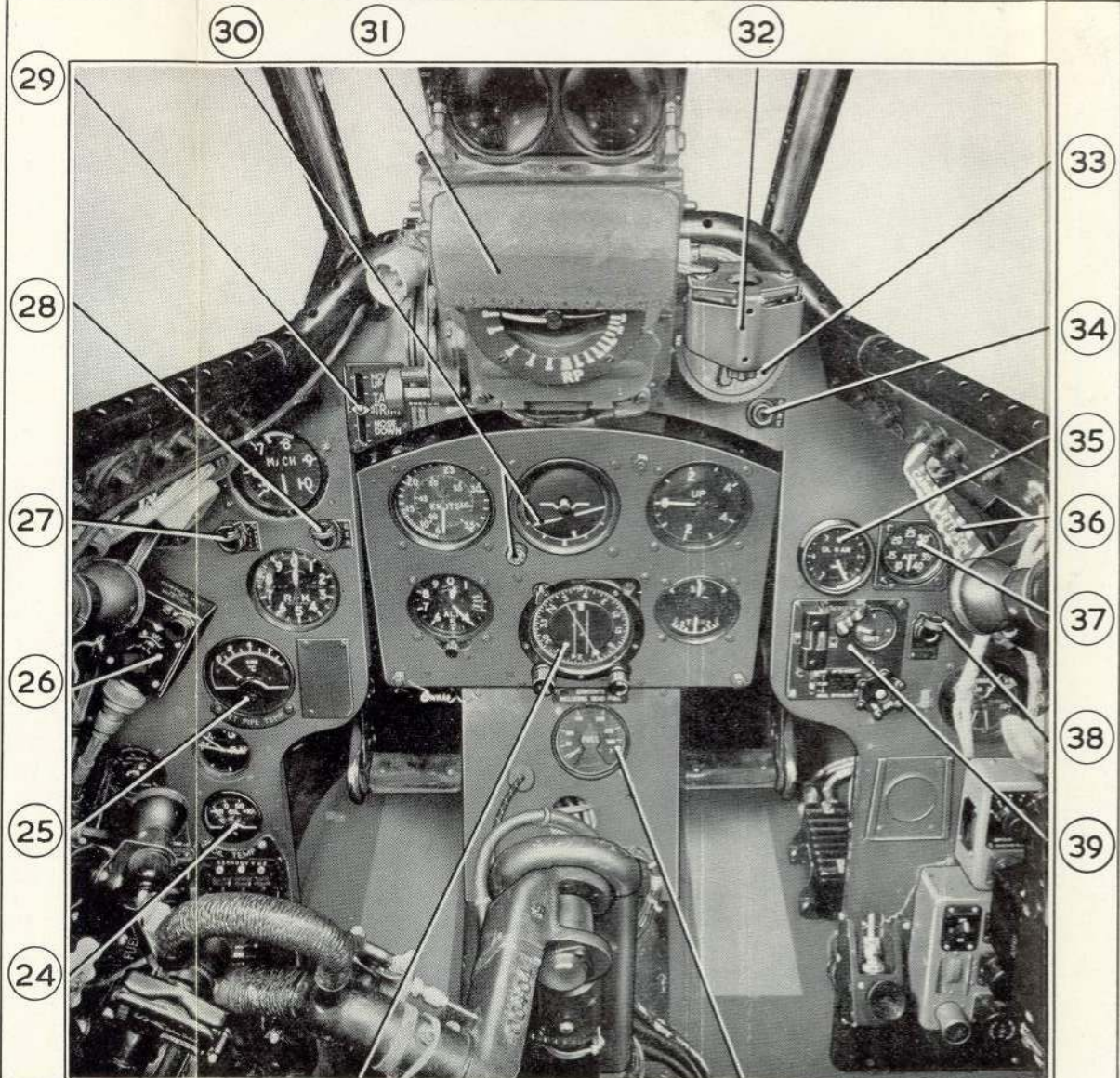


FIG  
2

41 40  
COCKPIT — FORWARD VIEW

FIG  
2




FIG  
3

69 68  
COCKPIT — STARBOARD SIDE

FIG  
3

This file was downloaded  
from the RTFM Library.  
Link: [www.scottbouch.com/rtfm](http://www.scottbouch.com/rtfm)  
Please see site for usage terms,  
and more aircraft documents.

