

PART VII
ILLUSTRATIONS

PART VII—ILLUSTRATIONS

KEY TO FIGS. 1, 2 AND 3

1. Cabin temperature/pressure selector
2. Oxygen line valve control lever
3. H.P. fuel cock lever
4. Relight button
5. Throttle lever (port)
6. Press-to-transmit switch
7. L.P. fuel cock lever
8. Elevator trim control
9. Airbrakes control
10. Flaps control (port)
11. Undercarriage control (port)
12. Oxygen regulator (port)
13. Windscreen wiper control
14. Hood opening control
15. Undercarriage emergency up override selector switch
16. Wheelbrakes pressure gauge
17. Selector dimmer control
18. Fuel contents gauge
19. Elevator trim position indicator
20. Accelerometer (in port GGS mounting)
21. Port GGS emergency lowering control
22. Undercarriage/throttle warning light
23. Port GGS master switch
24. Undercarriage position indicator
25. Cabin pressure altimeter
26. Cabin pressure low warning light
27. Machmeter
28. Fire warning light
29. Fire warning light and extinguisher button
30. Flap position indicator
31. Starboard GGS master switch
32. Starter master switch
33. Instruments inverter switch
34. Starboard GGS
35. Downward identity lights switch
36. Starboard GGS emergency lowering control
37. Emergency lamp switch
38. Landing lamp control

PART VII—ILLUSTRATIONS

39. Rebecca 8 control panel
40. Camera gun switches
41. GGS retraction circuit breakers
42. Instructor/pupil GGS changeover switch
43. Camera test switch
44. Oxygen regulator (stbd.)
45. Bombs/RP selector and master switches
46. Navigation lights switch
47. Pitot head heater switch
48. HP pump isolating switch
49. Booster pump switch
50. Inverter reset button
51. Inverter failure indicator
52. No. 2 VHF set and changeover switch
53. Ground/Flight switch
54. Undercarriage emergency up override selector switch
55. Windscreen de-icing pump control
56. Hood jettison control
57. No. 1 VHF set
58. Radio muting switch
59. Guns/RP selector
60. Guns/MRP/SRP selector
61. Hand fire extinguisher
62. Flaps control (stbd.)
63. Ventilation louvre (stbd.)
64. IFF control switches
65. Undercarriage control (stbd.)




FIG I

COCKPIT-PORT SIDE

FIG I

21 22 23 24 25 26 27 28 29 30 31 32 33 34

35

20

19

18

17

16

15

14

13

12

36

37

38

39

40

41

42

43

44

45





FIG 2

60 59 58 57 56 55 54 53 52 51 50 49 48 47 46

FIG 2

COCKPIT - FORWARD VIEW

63



64

62

61

65

FIG
3

COCKPIT-STARBOARD SIDE

FIG
3

This file was downloaded
from the RTFM Library.

Link: www.scottbouch.com/rtfm

Please see site for usage terms,
and more aircraft documents.

