



## PART V ILLUSTRATIONS

### KEY TO Fig. 1.

#### COCKPIT—PORT SIDE

1. Undercarriage emergency retraction switch.
2. Connections for TR1520 controller.
3. Stowage for camera recorder.
4. Master switch.
5. U/V lamps, dimmer switch.
6. Instrument panel lamps, dimmer switch.
7. Booster-coil pushbutton. (Inoperative.)
8. Emergency lamp switch for lamp on left of gyro gunsight (lower) and master switch for instrument panel lamps (higher).
9. Flood lamps dimmer switch.
10. Throttle lever.
11. Gunsight ranging control.
12. High-pressure fuel cock lever.
13. R.P. and bombs firing press switch.
14. Undercarriage position indicator.
15. G switch.
16. Oil temperature gauge.
17. Auto manual switch.
18. Controller for TR 1520.
19. Elevator trimming tab control.
20. Friction adjuster.
21. Low-pressure fuel cock lever.
22. Air-brakes selector lever.
23. Flaps selector lever.
24. Hydraulic handpump.
25. Wing drop tank jettison lever.
26. Undercarriage selector lever.
27. Deck arrester hook operating lever.





KEY TO Fig. 2.

COCKPIT—CENTRE

28. Cockpit ventilator
29. Machmeter.
30. Elevator trim indicator.
31. Undercarriage warning light.
32. Deck arrester hook indicator light.
33. Gyro gunsight.
34. Fire-warning light.
35. Gunsight selector dimmer control.
36. Generator warning light.
37. R.I. compass indicator.
38. Cockpit air pressure gauge.
39. Canopy jettison lever.
40. Cockpit altimeter.
41. Canopy winding lever.
42. Cockpit pressure warning light.
43. Oxygen regulator.
44. Fuel contents gauges.
45. R.p.m. indicator.
46. Oil pressure gauge.
47. Flaps position indicator.
48. Cine-camera press switch.
49. Gun-firing switch.
50. Press-to-speak switch.
51. Rear bearing temperature gauge.
52. Jet pipe temperature gauge.
53. Burner fuel pressure gauge. (To be deleted in later aircraft.)
54. Fuel pressure warning light.

FIG  
2

COCKPIT — CENTRE

FIG  
2




FIG 3  
 3

70 69 68 67 66 65 64 63

COCKPIT — STARBOARD SIDE

FIG 3

KEY TO Fig. 3.

COCKPIT—STARBOARD SIDE

- 55. Fuel booster pump switch.
- 56. Pressure-head heater switch.
- 57. R.I. compass switch.
- 58. Navigation lights switch.
- 59. Navigation lights dimmer switch.
- 60. Cine-camera master switch.
- 61. Gyro gunsight switch.
- 62. R.P. guns selector switch.
- 63. Cockpit heating control.
- 64. Identification lights selector switch.
- 65. Identification lights pushbutton switch.
- 66. ZBX controller.
- 67. Seat raising lever.
- 68. Landing lights control.
- 69. Mixer box (radio).
- 70. Fire-extinguisher shielded pushbutton.
- 71. De-icer pump.
- 72. Stowage for cine-camera footage indicator.
- 73. Triple pressure gauge.
- 74. Auxiliary starting switch.
- 75. Engine shielded starter pushbutton.
- 76. Engine starter master switch.

ADMIRALTY  
March, 1951

Amendment List No. 3  
to A.P. 4269A—P.N.

**SEA VAMPIRE F MK. 20.**

Incorporation of this Amendment List must be certified by inserting date of incorporation and initials in the spaces provided on the inside front cover of the Pilot's Notes.

PART	PARA.	AMENDMENT
LIST OF CONTENTS		Para. 54. <i>Delete</i> "Ditching" and <i>substitute</i> "Parachute and ditching drill".
I	3 (ii)	<i>Amend</i> by gummed slip herewith.
I	24 (ii)	<i>Amend</i> by gummed slip herewith.
II	31 (i)	<i>Amend</i> by gummed slip herewith.
II	31 (iv)	<i>Amend</i> by gummed slip herewith.
II	35 (vi)	<i>Add</i> by gummed slip herewith.
IV	54	<i>Amend</i> by gummed slip herewith.

*Affix* this Amendment List to the inside back cover of the Pilot's Notes retaining A.L.1 and 2.



This file was downloaded  
from the RTFM Library.

Link: [www.scottbouch.com/rtfm](http://www.scottbouch.com/rtfm)

Please see site for usage terms,  
and more aircraft documents.

