

PART VI ILLUSTRATIONS

KEY TO FIG. 1

1. Arrester hook training switch.
2. Torpedo depth setting control unit.
3. Gyro angling unit and master switch.
4. H.P. cock lever.
5. Throttle damper.
6. Armament selector panel.
7. Throttle lever (press-to-transmit button in end).
8. Hood jettison lever.
9. RATOG jettison pushbutton.
10. Fuel transfer selector.
11. Air brakes control
12. API unit.
13. Outside air thermometer
14. Propeller starting pitch pushbutton.
15. Fine pitch stop selector.
16. Aileron and rudder trim switches.
17. Elevator trim handwheel and position indicator.
18. Tailwheel lock control.





FIG
1

COCKPIT-PORT SIDE

FIG
1



COCKPIT - FORWARD VIEW

KEY TO FIG. 2

19. Flaps selector lever.
20. Flaps emergency lowering lever.
21. Cartridge selector and firing switches.
22. Ignition switch and warning light.
23. Aileron and rudder trim position indicators.
24. Flaps position indicator.
25. Arrestor hook indicator light.
26. Undercarriage position indicator.
27. RATO firing switch.
28. Undercarriage selector pushbuttons.
29. Contacting altimeter.
30. Radio altimeter.
31. Radio altimeter limit lights.
32. Mk. 4B compass inverter level indicator.
33. Contacting altimeter warning light.
34. Generator failure warning light.
35. Torquemeter pressure gauge.
36. Fuel distributor pressure gauge.
37. Reverse torque warning light.
38. Engine fire warning light and extinguisher button.
39. Jet pipe fire warning light and extinguisher button.
40. Fuel contents gauges (3).
41. Fuel level warning light.
42. Pneumatic pressure gauge.
43. Cockpit ventilator control.
44. Undercarriage emergency release pedal.
45. Control column emergency folding control.
46. Windscreen de-icing cock.

KEY TO FIG. 3

47. Seat raising and lowering control.
48. Flares, cameras, bombs, flight instruments and RATO control panel.
49. Oxygen regulator.
50. Selector dimmer control for GGS.
51. Camera container switches.
52. Contacting altimeter switch.
53. Hood winding handle.
54. GGS retraction test switch.
55. External lights switch panel.
56. Morse pushbutton.
57. VHF control panel.
58. Ground/Flight switch.
59. Internal lights switch panel.
60. Generator field circuit breaker.
61. Signal pistol in stowage.
62. ZBX controller.
63. First aid kit.
64. APXI auxiliary control panel.
65. Wing fold control (behind seat).
66. B/A amplifier switch.
67. AN/APS/13 installation switches.
68. Beacon/Mix/RT switch.
69. Altitude limit switch (radio altimeter).
70. ASV16N switch panel.
71. "Window" controls.

KEY TO FIG. 2

19. Flaps selector lever.
20. Flaps emergency lowering lever.
21. Cartridge selector and firing switches.
22. Ignition switch and warning light.
23. Aileron and rudder trim position indicators.
24. Flaps position indicator.
25. Arrestor hook indicator light.
26. Undercarriage position indicator.
27. RATO firing switch.
28. Undercarriage selector pushbuttons.
29. Contacting altimeter.
30. Radio altimeter.
31. Radio altimeter limit lights.
32. Mk. 4B compass inverter indicator.
33. Contacting altimeter warning light.
34. Generator failure warning light.
35. Torquemeter pressure gauge.
36. Fuel distributor pressure gauge.
37. Reverse torque warning light.
38. Engine fire warning light and extinguisher button.
39. Jet pipe fire warning light and extinguisher button.
40. Fuel contents gauges (3).
41. Fuel level warning light.
42. Pneumatic pressure gauge.
43. Cockpit ventilator control.
44. Undercarriage emergency release pedal.
45. Control column emergency folding control.
46. Windscreen de-icing cock.

KEY TO FIG. 3

47. Seat raising and lowering control.
48. Flares, cameras, bombs, flight instruments and RATO control panel.
49. Oxygen regulator.
50. Selector dimmer control for GGS.
51. Camera container switches.
52. Contacting altimeter switch.
53. Hood winding handle.
54. GGS retraction test switch.
55. External lights switch panel.
56. Morse pushbutton.
57. VHF control panel.
58. Ground/Flight switch.
59. Internal lights switch panel.
60. Generator field circuit breaker.
61. Signal pistol in stowage.
62. ZBX controller.
63. First aid kit.
64. APXI auxiliary control panel.
65. Wing fold control (behind seat).
66. B/A amplifier switch.
67. AN/APS/13 installation switches.
68. Beacon/Mix/RT switch.
69. Altitude limit switch (radio altimeter).
70. ASV16N switch panel.
71. "Window" controls.




FIG 3

COCKPIT-STARBOARD SIDE

FIG 3

This file was downloaded
from the RTFM Library.

Link: www.scottbouch.com/rtfm

Please see site for usage terms,
and more aircraft documents.

