


PART V

ILLUSTRATIONS

KEY TO Fig. 1

1. Pilot's electrical fuse box.
2. Canopy demisting, pressure head, D.V. panel, and vent valve heater switches.
3. Spare fuses.
4. Bomb doors control switch.
5. Bomb doors emergency control.
6. Oxygen regulator.
7. Drop tank jettison pushbutton.
8. Navigation and taxiing lamp switches.
9. No. 1 V.H.F. controller.
10. Canopy jettison and control column snatch unit master switch.
11. Intercom. control switches.
12. V.H.F. change-over switch and volume control.
13. Canopy jettison switch.
14. No. 2 V.H.F. controller.
15. Throttle levers.
16. H.P. cock levers.
17. Fuel pump isolating switches.
18. Throttle and H.P. fuel cock lever friction adjusters.
19. External lights master switch.
20. Rudder trimming and aileron bias control switches.
21. Control column snatch unit and canopy jettison lever (shielded).
22. Emergency bomb jettison switch (shielded).
23. Bomb door indicator light.



30

31

32

33

34

35

36

37

38

39

40

41

42

43

44

45

46

47

48

49

50

51

29

28

27

26

25

24

FIG
2

58

57

56

55

54

53

52

COCKPIT-FORWARD VIEW

KEY TO Fig. 2

24. Press-to-transmit pushbutton.
25. Port engine starter pushbutton.
26. Master starting switch.
27. Undercarriage indicator.
28. Undercarriage control pushbuttons.
29. Flaps control switch.
30. Undercarriage emergency control.
31. Wheel brake parking catch.
32. U.V. light switch.
33. U.V. light switch.
34. Emergency panel lights switch.
35. Air brakes control switch.
36. Mk.4B compass repeater.
37. Wheel brakes control lever.
38. Tail trim control switch.
39. Port engine r.p.m. indicator.
40. Jet pipe temperature indicators.
41. Emergency panel lamps.
42. Starboard engine r.p.m. indicator.
43. Oil pressure gauges.
44. Engine fire warning lights.
45. Fuel tank fire warning light (inoperative).
46. Engine fire-extinguisher pushbuttons.
47. Nitrogen system pressure gauge.
48. Cabin altimeter.
49. Cabin pressure warning light.
50. Cabin pressure/heat control.
51. Cabin pressure/heat indicator.
52. Starboard engine fuel pressure warning light.
53. Fuel L.P. cock and pump switches and tank contents gauges.
54. Port engine fuel pressure warning light.
55. Mk.4B compass change-over switch.
56. Starboard engine starter pushbutton.
57. Rudder bar adjuster.
58. Starboard engine ignition switch.

FIG
2


- KEY TO Fig. 3
- 59. Electrical control panel cover.
 - 60. Pilot's pressure/economiser oxygen change-over cock.
 - 61. Emergency oxygen selector.
 - 62. Low-pressure fuel cock and pump circuit breakers.
 - 63. Harness release.
 - 64. Seat knee guard clamp lever.
 - 65. Pilot's seat adjusting lever.
 - 66. Hydraulic handpump socket.

62

61

60

59



63

64

65

66

FIG
3

COCKPIT-VIEW FROM ENTRANCE HATCH

FIG
3




FIG
4

ELECTRICAL CONTROL PANEL

FIG
4

KEY TO Fig. 4

- | | |
|--|--|
| 67. 400 cycle instrument supply circuit breaker. | 77. No. 2 generator control switch. |
| 68. Inverter change-over switch. | 78. No. 2 generator failure warning light. |
| 69. No. 4 inverter switch. | 79. Generator field circuit breakers. |
| 70. A.C. voltmeter. | 80. Instrument emergency switch. |
| 71. Instrument test switch. | 81. No. 5 inverter control pushbuttons. |
| 72. Pilot's services circuit breaker. | 82. Radar master switches. |
| 73. No. 1 generator failure warning light. | 83. 1,600 cycle radar supply circuit |

KEY TO Fig. 5

- 85. Intercom. battery.
- 86. Intercom. amplifier.
- 87. Bomb controller.
- 88. Emergency axe.
- 89. Hand fire-extinguisher.
- 90. Air bomber's oxygen regulator.
- 91. Flood lamp.
- 92. Flood lamp dimmer switch.
- 93. Navigator's roof hatch jettison switches.
- 94. Camera master switch.
- 95. Bomb fuzing selector switch.
- 96. Bomb delay switch.
- 97. Bomb delay selector.
- 98. Mk. 4B compass deviation corrector.



FIG
5

NAVIGATORS COMPARTMENT-STARBOARD SIDE

FIG
5

T.O. WEIGHT 33,170LB. (NO BOMBS)
 FUEL 1374 GALLS
 CLIMB & DESCENT BASED ON SPEEDS & R.P.M. RECOMMENDED IN PARAGRAPH 47
 CRUISING R.P.M. NOT LESS THAN 6700

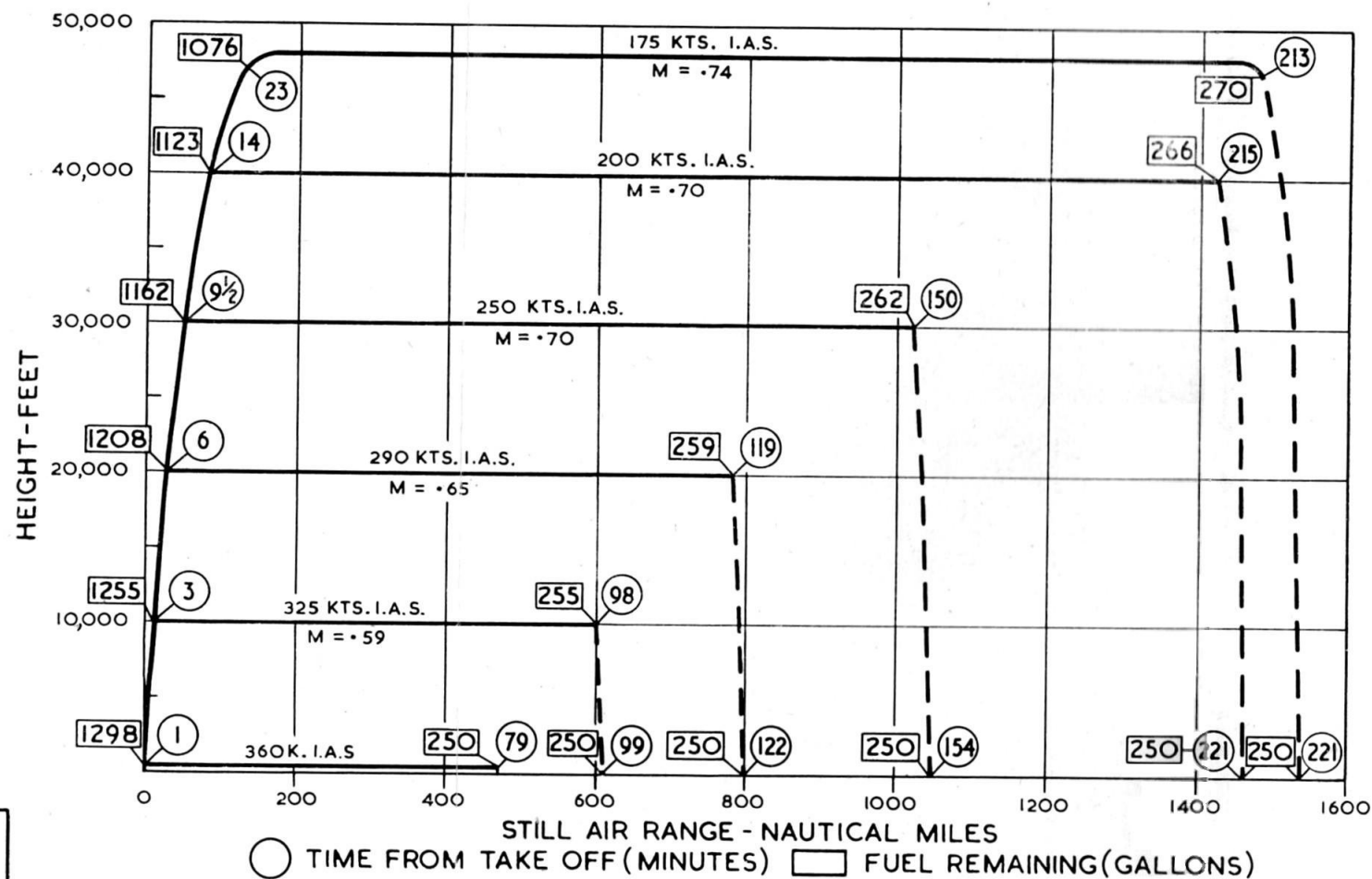


FIG.
6

FLIGHT PLANNING CHART

FIG.
6