

PART VIII
ILLUSTRATIONS

	<i>Fig.</i>
Cockpit—Port side	1
Cockpit—Forward view	2
Cockpit—Starboard side	3

KEY TO FIG. 1

1. Crowbar
2. Flying controls locking gear stowage
3. Cockpit pressurisation control wheel
4. Aileron trim circuit breaker
5. Undercarriage selector lever lock override switch
6. Emergency lighting switch
7. H.P. cock control
8. Aileron trim switch
9. Tip and pylon tank jettison switches
10. Throttle and press-to-transmit button
11. Aileron power warning light
12. Elevator trim control
13. L.P. cock control
14. Airbrakes control
15. Hydraulic handpump
16. Flaps selector lever
17. Bomb and pylon tanks mechanical jettison lever
18. Undercarriage control lever and safety catch

KEY TO FIG. 2

19. Relighting time switch
20. Aileron power selector
21. Undercarriage position indicator
22. Telebriefing warning light and press-to-speak button
23. Flaps position indicator
24. V.H.F. controller
25. Fuel pressure warning light
26. Aileron trim warning light
27. Elevator trim position indicator
28. Rebecca 7 range and heading indicator
29. Undercarriage warning light
30. G.G.S. selector dimmer
31. Fire-warning light
32. E.2A compass
33. Accelerometer
34. Fuel contents gauge
35. Hood jettison control
36. Fuel transfer indicators
37. Starter pushbutton
38. Cockpit pressure altimeter

39. Triple pressure gauge
40. Cockpit pressure warning light
41. Oxygen regulator
42. Anti-G on/off control
43. De-icing pump

KEY TO FIG. 3

44. Fire-extinguisher pushbutton
45. Powered ailerons audio warning cut-out
46. External lights morse button
47. Generator failure warning lights
48. Battery isolating switch
49. Camera aperture, pressure head heater and navigation lights switches
50. Starter master switch
51. Mk. 4F compass switch
52. Hood seal cock
53. Hood winding handle
54. Booster pump switch
55. H.P. pump isolating switch (moved to instrument panel on later aircraft)
56. Rebecca 7 circuit breaker
57. Armament switches
58. Guns/R.P. selector
59. Landing lamp switch
60. Anti-G test button
61. Generator field switches and circuit breakers
62. Mk. 4F compass circuit breaker
63. Mk. 4F compass test panel
64. P.B./Econ. oxygen regulator selector
65. Tip tanks mechanical jettison lever
66. Aileron spring strut adjuster

28

29

30

31

32

27

33

26

34

25

35

24

36

23

37

22

38

21

39

20

40

19

41

42

43




FIG
2

COCKPIT — FORWARD VIEW

FIG
2

56

57

58

59

60

61

55

54

53

52

51

50

49

48

47

46

45

44

62

63


64

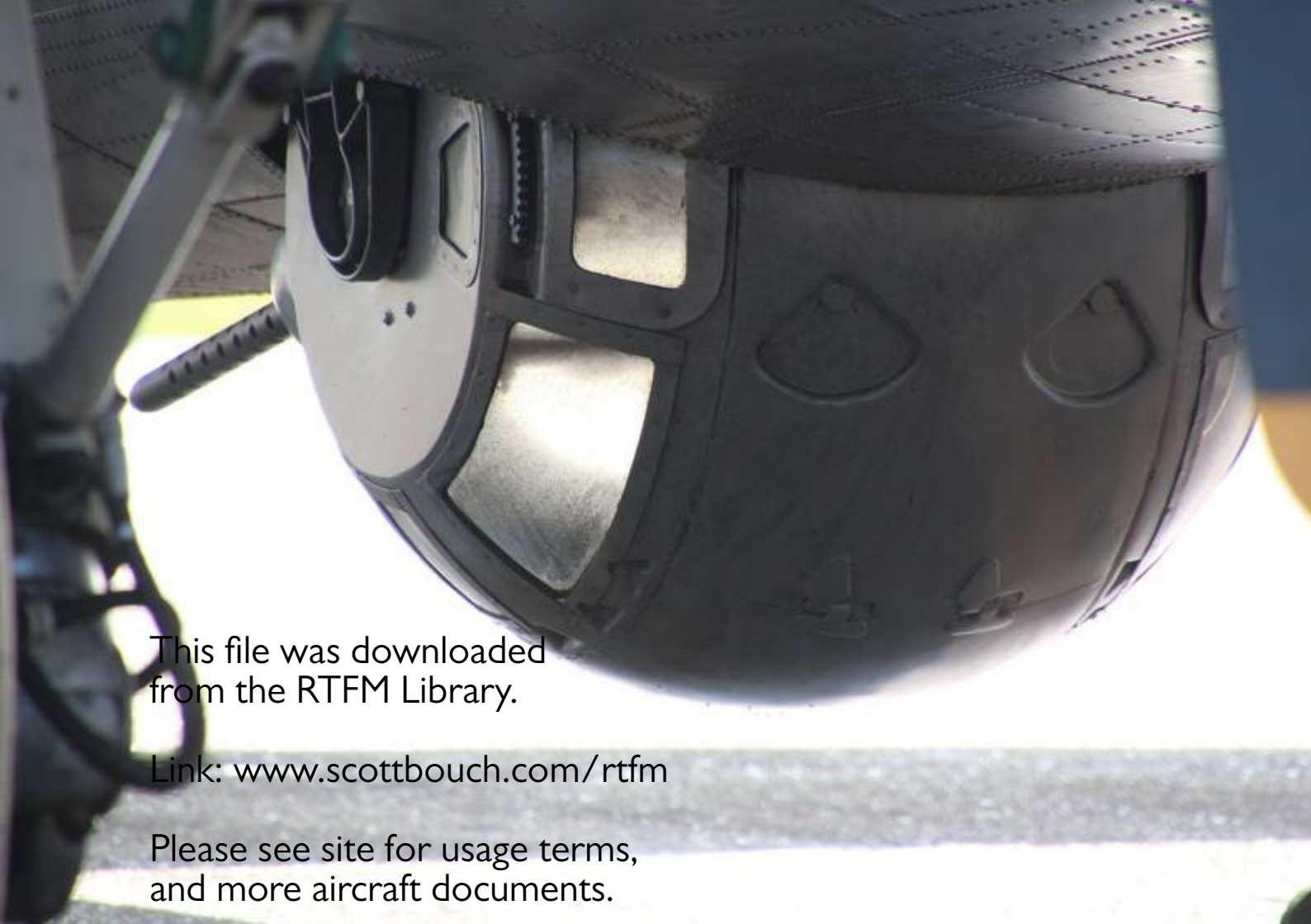
66

65

FIG
3FIG
3

COCKPIT — STARBOARD SIDE





This file was downloaded
from the RTFM Library.

Link: www.scottbouch.com/rtfm

Please see site for usage terms,
and more aircraft documents.