

MAIN UNDERCARRIAGE ARRANGEMENT

Ref. No.	Part No.	Nomenclature						No. Off	M.R.	Cl. of St.	Plate No.
		1	2	3	4	5	6				
	—	MAIN UNDERCARRIAGE ARRANGEMENT, PORT (12 U 1)						1	—		C.1
	—	MAIN UNDERCARRIAGE ARRANGEMENT, STARBOARD (12 U 2)						1	—		C.1
1141	12 W 4041A	BRACKET , mounting, for micro switch, Port compression leg						1	—	C.	C.1
1142	12 W 4042A	BRACKET , mounting, for micro switch, Starboard compression leg						1	—	C.	C.1
		Attaching parts for 12 W 4041A and 12 W 4042A, Brackets :—									
28D/12528	A25/1B	Bolt, 4 BA						4	—	C.	
28M/10287	AGS.2001/B/1	Nut, 4 BA						4	—	C.	
28W/12305	SP.13/B	Washer						4	—	C.	
50	12 U 359	BRACKET , mounting, for micro switch, on Port compression leg upper torque link						1	—	C.	C.1
51	12 U 361A	BRACKET , mounting, for micro switch, striker pin, on Port compression leg lower link						1	—	C.	C.1
		Attaching parts for 12 U 359 and 12 U 361A, Brackets :—									
28D/12512	A25/1C	Bolt, 2 BA						2	—	C.	
27G/4055	DUNLOP AH.9074/1	BRAKE , (For Breakdown see AP.4515C, Vol. 3, Pt. 1, Sect. 2, Chap. 44)						1	—	A.	C.1
		Attaching parts for AH.9074/1, Brake :—									
28D/12128	AS.1242/4G	Bolt, $\frac{5}{16}$ " BSF						9	—	C.	
	12 U 413ND	Bolt, special (Make from A.M. Ref. No. 28D/12128)						1	—		
28M/14537	A58/GS	Nut, slotted, $\frac{5}{16}$ " BSF						1	—	C.	
28M/13122	A27/GS	Nut, $\frac{5}{16}$ " BSF						9	—	C.	
28P/12462	SP.9/C8	Pin, split						10	—	C.	
27A/2576	DUNLOP DR.0920	COVER , outer, for wheel						1	—	A.	C.1
	—	FAIRING , wheel door and blister, Port (12 U 5) (See Separate Unit)						1	—		
	—	FAIRING , wheel door and blister, Starboard (12 U 6) (See Separate Unit)						1	—		
	—	LEG , compression, jack and radius rod, Port (12 U 3A/3) (Mod. Ven. 616)						1	—		
	—	LEG , compression, jack and radius rod, Starboard (12 U 4A/3) (Mod. Ven. 616)						1	—		
28F/11167	AGS.1132/A	BANJO , at undercarriage jack						2	—	C.	
26FC/2618	Q.0049	BANJO , union at flexible pipes						2	—	C.	
26FC/651	G.0087	BOLT , for jack at compression leg... ..						1	—	C.	C.1
26FC/6446	G.001901	BOLT , for jack at radius rod						1	—	C.	C.1
52	12 U 85	FORK-END , between jack and compression leg						1	—	C.	C.1
27M/609	LOCKHEED Air.41684	JACK , (See AP.4515F, Vol. 3, Pt. 1, Sect. 2, Chap. 11, for Breakdown)						1	—	A.	C.1
	12 U 11A/1	LEG , compression, Port (See Separate Unit) ...						1	—		C.1
	12 U 12A/1	LEG , compression, Starboard (See Separate Unit)						1	—		C.1
28L/13326	A.27/GT	LOCKNUT , $\frac{3}{16}$ " BSF, for striker pin						1	—	C.	
26FC/4286	G.001571	LOCKNUT , for fork-end						1	—	C.	C.1
28N/9796	SP/21	NIPPLE , grease, for jack bolt at radius rod ...						1	—	C.	
28M/12930	A27/ES	NUT , $\frac{1}{4}$ " BSF, for jack bolt at compression leg						1	—	C.	
28M/13935	A58/ES	NUT , $\frac{1}{4}$ " BSF, for jack bolt at radius rod ...						1	—	C.	
28F/8221	AGS.1135/A	PILLAR , banjo, at flexible pipes						4	—	C.	
28P/12462	SP.9/C8	PIN , split, for jack bolt nut						2	—	C.	

ALIGHTING GEAR

MAIN UNDERCARRIAGE ARRANGEMENT

Ref. No.	Part No.	Nomenclature						No. Off	M.R.	Cl. of St.	Plate No.
		1	2	3	4	5	6				
27M/9330	12 U 89 LOCKHEED							1	—		C.1
	AIR.56170/12							1	—	C.	
27M/9329	LOCKHEED							1	—	C.	
	AIR.56170/18							1	—	A.	C.1
10100	12 U 9A/2							1	—	A.	C.1
10101	12 U 10A/2							1	—	A.	C.1
28F/12047	AGS.1186/A							2	—	C.	
28W/12253	SP.13/E							2	—	C.	
28W/12352	SP.10/E							1	—	C.	
	—							1	—		
	—							1	—		
	—							1	—		
	—							1	—		
26FC/3863	G.001059							1	—	C.	C.1
28M/10328	AGS.2002/C/1							1	—	C.	
	—							1	—		
	—							1	—		
49	12 U 307							1	—	C.	C.1
5CW/4638	†							1	—	A.	C.1
28D/12565	A25/8B							2	—	C.	
28M/10327	AGS.2002/B/1							2	—	C.	
5CW/4638	†							1	—	A.	C.1
28D/12565	A25/8B							2	—	C.	
28M/10287	AGS.2001/B/1							2	—	C.	
28W/12305	SP.13/B							2	—	C.	
27A/2713	DUNLOP DT.0901							1	—	A.	C.1
27A/3251	DUNLOP DT.0902							1	—		C.1
27A/2712	DUNLOP AH.9422							1	—	A.	C.1

ALIGHTING GEAR

COMPRESSION LEG, MAIN UNDERCARRIAGE

Ref. No.	Part No.	Nomenclature						No Off	M.R.	Cl. of St.	Plate No.
		1	2	3	4	5	6				
	12 U 11A/1	LEG, COMPRESSION, MAIN UNDERCARRIAGE, PORT						1	—		CA.1
	12 U 12A/1	LEG, COMPRESSION, MAIN UNDERCARRIAGE, STARBOARD						1	—		CA.1
74	12 U 51	BOLT , for radius rod attachment						1	—	C.	CA.1
		Attaching parts for 12 U 51, Bolt :—									
28L/11067	AGS.2035/B	Lockwasher						1	—	C.	
28M/13122	A27/GS	Nut, $\frac{5}{16}$ " BSF						1	—	C.	
28P/12462	SP.9/C8	Pin, split						1	—	C.	
28S/2761	A31/B12	Screw, 4 BA						1	—	C.	
28W/12667	SP.18/G	Washer						1	—	C.	
26FC/659	G.0073	HOUSING , needle roller						2	—	C.	CA.1
27M/688	LOCKHEED AIR.65880	LEG , compression, Port						1	—	A.	CA.1
27M/689	LOCKHEED AIR.65881	LEG , compression, Starboard						1	—	A.	CA.1
		(For breakdown see AP.4515F, Vol. 3, Part 1, Sect. 2, Chap. 11)									
72	12 U 49A	LEVER , jack operating, Port						1	MR	C.	CA.1
73	12 U 50A	LEVER , jack operating, Starboard						1	MR	C.	CA.1
26FC/3601	G.0086	BUSH						1	MR	C.	
		Attaching parts for 12 U 49A and 12 U 50A, Levers :—									
75	12 U 57	Bolt, $\frac{5}{16}$ " BSF						4	—	C.	CA.1
862	12 U 21	LEVER , radius rod operating, Port						1	MR	A.	CA.1
863	12 U 22	LEVER , radius rod operating, Starboard						1	MR	A.	CA.1
		Attaching parts for 12 U 21 and 12 U 22, Levers :—									
916	12 U 47	Bolt						2	MR	C.	CA.1
28M/13122	A27/GS	Nut, $\frac{5}{16}$ " BSF						2	MR	C.	
28P/12462	SP.9/C8	Pin, split						2	MR	C.	
28W/12667	SP.18/G	Washer						2	MR	C.	
28N/9796	SP/21	NIPPLE , grease, on jack operating lever						1	—	C.	
26FC/663	—	ROLLER , needle, for bearing tube, 3 m/m o/d x 23.8 m/m long, Ransome and Marles						84	—	C.	
71	12 U 45	TUBE , bearing						1	MR	C.	CA.1
		Attaching parts for 12 U 45, Tube :—									
28D/12633	A25/7E	Bolt, $\frac{3}{4}$ " BSF, rear end						1	MR	C.	CA.1
28D/12544	A25/8E	Bolt, $\frac{3}{4}$ " BSF, front end						1	MR	C.	CA.1
26FC/10062	G.001014	Nut, $\frac{3}{4}$ " BSF						1	MR	C.	CA.1

ALIGHTING GEAR

RADIUS ROD, MAIN UNDERCARRIAGE

Ref. No.	Part No.	Nomenclature						No Off	M.R.	Cl. of St.	Plate No.
		1	2	3	4	5	6				
10100	12 U 9A/2	ROD, RADIUS, MAIN UNDERCARRIAGE, PORT (Mod. Ven. 616)						1	—	A.	CB.1
10101	12 U 10A/2	ROD, RADIUS, MAIN UNDERCARRIAGE, STARBOARD (Mod. Ven. 616)						1	—	A.	CB.1
26FC/692	G.00203	BOLT , between latch plate and lower link						1	—	C.	CB.1
		Attaching parts for G.00203, Bolt :—									
26FC/700	G.00440	Nut, $\frac{1}{8}$ " BSF						1	—	C.	CB.1
28P/12462	SP.9/C8	Pin, split						1	—	C.	
26FC/690	G.0051	BOLT , between lower and upper links						1	—	C.	CB.1
		Attaching parts for G.0051, Bolt :—									
28M/13123	A27/JS	Nut, $\frac{3}{8}$ " BSF						1	—	C.	
28P/12462	SP.9/C8	Pin, split						1	—	C.	
28W/12667	SP.18/G	Washer (opened out to suit)						1	—	C.	
26FC/694	G.00357	BOLT , contact, for micro switch spring contact lever						1	—	C.	CB.1
		Attaching parts for G.00357, Bolt :—									
28L/13124	A.27/CT	Locknut, 2 BA						1	—	C.	
26FC/691	G.0069	BOLT , stop, for lower link						1	—	C.	CB.1
		Attaching parts for G.0069, Bolt :—									
28L/13326	A.27/GT	Locknut, $\frac{5}{16}$ " BSF						1	—	C.	
28W/12254	SP.13/G	Washer						1	—	C.	
3604	12 U 43	BRACKET , mounting, for striker pin						1	MR	C.	CB.1
		Attaching parts for 12 U 43, Bracket :—									
28D/12512	A25/1C	Bolt, 2 BA						4	—	C.	
65	12 U 65A	EYEBOLT , in lower link						1	—	C.	CB.1
26FC/653	G.0040	BUSH						1	—	C.	CB.1
		Attaching parts for 12 U 65A, Eyebolt :—									
64	12 U 63	Locknut						1	—	C.	CB.1
66	12 U 67	Lockwasher						1	—	C.	CB.1
69	12 U 315A	LEVER , contact, for micro switch, Port						1	—	C.	CB.1
70	12 U 316A	LEVER , contact, for micro switch, Starboard						1	—	C.	CB.1
		Attaching parts for 12 U 315A and 12 U 316A, Levers :—									
28P/12462	SP.9/C8	Pin, split						1	—	C.	
28W/12252	SP.13/C	Washer						1	—	C.	
58	12 U 27A	LINK , lower, Port						1	MR	C.	CB.1
59	12 U 28A	LINK , lower, Starboard						1	MR	C.	CB.1
26FC/667	G.0038	BUSH						2	—	C.	CB.1
56	12 U 19A	LINK , upper, Port						1	MR	C.	CB.1
57	12 U 20A	LINK , upper, Starboard						1	MR	C.	CB.1
53	12 U 13	HOUSING , needle roller						2	MR	C.	CB.1
28N/9796	SP.21	NIPPLE , grease						2	—	C.	
26FC/3863	G.001059	PIN , striker						1	—	C.	CB.1
		Attaching parts for G.001059, Pin :—									
28M/10328	AGS.2002/C/1	Nut, 2 BA						1	—	C.	
26FC/697	G.00348	PLATE , attachment, for spring						1	—	C.	CB.1
		Attaching parts for G.00348, Plate :—									
26FC/693	G.00347	Bolt, 2 BA						2	—	C.	CB.1

ALIGHTING GEAR

RADIUS ROD, MAIN UNDERCARRIAGE

Ref. No.	Part No.	Nomenclature						No. Off	M.R.	Cl. of St.	Plate No.
		1	2	3	4	5	6				
10098	12 U 561A	PLATE, latch, Port (Mod. Ven. 616)						1	MR	C.	
10099	12 U 562A	PLATE, latch, Starboard (Mod. Ven. 616)						1	MR	C.	
28M/12929	A27/CP	NUT, for spigot						1	—	C.	
	12 U 75A	PLATE, latch, inner, Port						1	MR		CB.1
	12 U 76A	PLATE, latch, inner, Starboard						1	MR		CB.1
	12 U 77A	PLATE, latch, outer						1	MR		CB.1
10085	12 U 535A	SLEEVE, jack operating, Port (Mod. Ven. 616) ...						1	MR	B.	
10086	12 U 536A	SLEEVE, jack operating, Starboard (Mod. Ven. 616)						1	MR	B.	
61	12 U 377	BUSH						1	—	C.	
53	12 U 13	HOUSING, needle roller						2	MR	C.	CB.1
28M/12928	A27/EP	NUT, 1/4" BSF, for spigot						1	—	C.	
10087	12 U 491A	SPIGOT (Mod. Ven. 616)						1	—	C.	
26FC/683	G.0090	SPIGOT						1	—	C.	CB.1
819	12 U 313	PLATE, mounting, for micro switch, Port						1	—	C.	CB.1
820	12 U 314	PLATE, mounting, for micro switch, Starboard ...						1	—	C.	CB.1
26FC/702	G.0071	ROLLER, between latch plate and lower link ...						1	—	C.	CB.1
26FC/703	Ransome & Marles	ROLLER, needle, 3 m/m o/d x 19.8 m/m long...						200	—	C.	
26FC/704	G.00355	SCREW, 4 BA, for micro switch mounting plate ...						1	—	C.	
26FC/705	G.00342	SPRING, at latch plate						1	—	C.	CB.1
26FC/701	G.00354	STUD, 4 BA, for micro switch mounting plate and contact lever						1	—	C.	CB.1
5CW/4638	†	SWITCH, micro						1	—	B.	CB.1
		Attaching parts for Air Ministry Ref. No. 5CW/4638, Switch :—									
28D/12565	A25/8B	Bolt, 4 BA						2	—	C.	
28M/10287	AGS.2001/B/1	Nut, 4 BA						2	—	C.	
67	12 U 69	TUBE, bearing, for latch plate and upper link ...						1	MR	C.	CB.1
		Attaching parts for 12 U 69, Tube :—									
28D/8328	AS.1242/7E	Bolt, 1/4" BSF						1	—	C.	
68	12 U 73	Nut, 1/4" BSF						1	—	C.	CB.1
63	12 U 61	WASHER, on bearing tube						3	—	C.	CB.1
62	12 U 59	WASHER, spring, on bearing tube						2	—	C.	CB.1

MAIN UNDERCARRIAGE FAIRING, WHEEL DOOR AND BLISTER

Ref. No.	Part No.	Nomenclature						No. Off	M.R.	Cl. of St.	Plate No.
		1	2	3	4	5	6				
	—	MAIN UNDERCARRIAGE FAIRING, WHEEL DOOR AND BLISTER, PORT (12 U 5)						1	—		
	—	MAIN, UNDERCARRIAGE FAIRING WHEEL DOOR AND BLISTER, STARBOARD (12 U 6)						1	—		
76	12 U 285A	BLISTER , rear fairing, Port						1	MR	C.	CC.1
77	12 U 286A	BLISTER , rear fairing, Starboard						1	MR	C.	CC.1
		Attaching parts for 12 U 285A and 12 U 286A, Blisters :—									
28D/12512	A25/1C	Bolt, 2 BA						15	—	C.	
28D/8307	AS.1242/2C	Bolt, 2 BA						2	—	C.	
28D/8309	AS.1242/4C	Bolt, 2 BA						4	—	C.	
28D/8310	AS.1242/6C	Bolt, 2 BA						2	—	C.	
28M/10288	AGS.2001/C/1	Nut, 2 BA						23	—	C.	
28W/12245	SP.10/C	Washer						8	—	C.	
	12 U 177A/3	DOOR , wheel, Port (Mod. Ven. 616)						1	—	A.	CC.1
	12 U 178A/3	DOOR , wheel, Starboard (Mod. Ven. 616)						1	—	A.	CC.1
85	12 U 185	BRACKET , front hinge						1	MR	C.	CC.1
		Attaching parts for 12 U 185 Bracket :—									
28D/11997	AS.1242/14E	Bolt, 1/2" BSF						4	MR	C.	
28M/12929	A27/EP	Nut, 1/2" BSF						4	MR	C.	
88	12 U 199	Packing						1	MR	C.	CC.1
28W/12253	SP.13/E	Washer						5	MR	C.	
86	12 U 187	BRACKET , rear hinge						1	MR	C.	CC.1
		Attaching parts for 12 U 187, Bracket :—									
28D/8331	AS.1242/12E	Bolt, 1/2" BSF						4	MR	C.	
28M/12928	A27/EP	Nut, 1/2" BSF						4	MR	C.	
89	12 U 203	Packing						1	MR	C.	CC.1
28W/12253	SP.13/E	Washer						4	MR	C.	
10097	12 U 539	CATCH , door (Mod. Ven. 616)						2	MR	C.	CC.1
		Attaching parts for 12 U 189, Catch :—									
28D/12130	AS.1242/17G	Bolt, 5/16" BSF, for front catch						2	—	C.	
28D/12130	AS.1242/17G	Bolt, 5/16" BSF, for rear catch						1	—	C.	
28D/	AS.1242/19G	Bolt, 5/16" BSF, for rear catch						1	—	C.	
28M/13375	A27/GP	Nut, 5/16" BSF						2	—	C.	
90	12 U 211	Washer, serrated						2	—	C.	CC.1
28W/12254	SP.13/G	Washer						2	—	C.	
28W/12668	SP.19/G	Washer						4	—	C.	
28N/9796	SP/21	NIPPLE , grease, at hinge bracket						2	—	C.	
		Attaching parts for 12 U 177A/3 and 12 U 178A/3, Doors :—									
28P/1042	SP4Y/D20	Pin, shackle						2	—	C.	
28P/12462	SP.9/C8	Pin, split						2	—	C.	
28W/12352	SP.10/E	Washer						QR	—	C.	
28W/12253	SP.13/E	Washer						QR	—	C.	

ALIGHTING GEAR

MAIN UNDERCARRIAGE FAIRING, WHEEL DOOR AND BLISTER

Ref. No.	Part No.	Nomenclature						No. Off	M.R.	Cl. of St.	Plate No.
		1	2	3	4	5	6				
	12 U 221A/1	FAIRING , Port (Mod. Ven. 616)						1	—		CC.1
	12 U 222A/1	FAIRING , Starboard (Mod. Ven. 616)						1	—		CC.1
10095	12 U 537	BLOCK , mounting, front, Port						1	MR	C.	CC.1
10096	12 U 538	BLOCK , mounting, front, Starboard						1	MR	C.	CC.1
		Attaching parts for 12 U 537 and 12 U 538, Blocks :—									
28D/12210	AS.1242/21E	Bolt, $\frac{1}{4}$ " BSF						1	MR	C.	
28D/12649	AS.1242/23E	Bolt, $\frac{1}{4}$ " BSF						1	MR	C.	
28M/10290	AGS.2001/E/1	Nut, $\frac{1}{4}$ " BSF						2	MR	C.	
	12 U 247	Packing, 1.4" wide \times $\frac{1}{16}$ " thick \times 1.85" long, LFS.23						2	MR		
78	12 U 239	Packing, serrated						1	MR	C.	CC.1
28W/12253	SP.13/E	Washer						2	MR	C.	
82	12 U 245	BLOCK , mounting, rear, Port						1	MR	C.	CC.1
83	12 U 264	BLOCK , mounting, rear, Starboard						1	MR	C.	CC.1
		Attaching parts for 12 U 245 and 12 U 246, Block :—									
28D/10784	AS.1242/17E	Bolt, $\frac{1}{4}$ " BSF						2	MR	C.	
28M/10290	AGS.2001/E/1	Nut, $\frac{1}{4}$ " BSF						2	MR	C.	
	12 U 247	Packing, 1.4" wide \times $\frac{1}{16}$ " thick \times 1.85" long, LF.23						2	MR		CC.1
79	12 U 241	Packing, serrated						1	MR	C.	CC.1
28W/12253	SP.13/E	Washer						2	MR	C.	
2191	12 U 253A	SADDLE , locating, for compression leg, Port ...						1	MR	C.	CC.1
2192	12 U 254A	SADDLE , locating, for compression leg, Starboard						1	MR	C.	CC.1
		Attaching parts for 12 U 153A and 12 U 254A, Saddles :—									
28D/11997	AS.1242/14E	Bolt, $\frac{1}{4}$ " BSF, rear						1	—	C.	
28D/10784	AS.1242/17E	Bolt, $\frac{1}{4}$ " BSF, front						1	—	C.	
28M/10290	AGS.2001/E/1	Nut, $\frac{1}{4}$ " BSF						2	—	C.	
26FC/731	G.00145	Washer, $\frac{1}{4}$ " BSF, serrated, for front bolt ...						1	—	C.	
28W/12253	SP.13/E	Washer						8	—	C.	
26FC/3852	G.001531	SCREW , clamping, for strap round compression leg						1	—	C.	CC.1
84	12 U 255A	STRAP , round compression leg						1	—	C.	CC.1
		Attaching parts for 12 U 255A, Strap :—									
26FC/725	G.00150	Pin, hinge						1	—	C.	CC.1
28P/12462	SP.9/C8	Pin, split						2	—	C.	
26FC/3158	G.00660	Tube, distance						1	—	C.	CC.1
26FC/729	G.00149	TRUNNION , for clamping screw, at strap round compression leg						1	—	C.	CC.1
26FC/730	G.00149 Mk. 2	TRUNNION , for clamping screw, at locating saddle for compression leg						1	—	C.	CC.1
		Attaching parts for G.00149 Mk. 2, Trunnion :—									
28P/12462	SP.9/C8	Pin, split						2	—	C.	
26FC/3159	G.00660 Mk. 1	Tube, distance						1	—	C.	CC.1
		Attaching parts for 12 U 221A/1 and 12 U 222A/1 Fairings :—									
28D/12774	A25/4G	Bolt, $\frac{1}{8}$ " BSF						2	—	C.	

MAIN UNDERCARRIAGE WHEEL DOOR LOCK OPERATING MECHANISM

Ref. No.	Part No.	Nomenclature						No. Off	M.R.	Cl. of St.	Plate No.
		1	2	3	4	5	6				
	—	MAIN UNDERCARRIAGE WHEEL DOOR LOCK OPERATING MECHANISM, PORT (12 U 7)						1	—		CD.1
	—	MAIN UNDERCARRIAGE WHEEL DOOR LOCK OPERATING MECHANISM, STARBOARD (12 U 8)						1	—		CD.1
3563	12 U 139	BOLT , micro switch contact						1	MR	C.	CD.1
27K/1341	E.41878	CABLE , control, door locks, Teleflex						1	—	C.	
		Attaching parts for E.41878, Cable :—									
28D/12515	A25/10C	Bolt, 2 BA						2	—	C.	
28N/5549	AGS.899/2	Collar						3	—	C.	
28M/10288	AGS.2001/C/1	Nut, 2 BA						2	—	C.	
28P/834	SP4Y/B8	Pin, shackle						1	—	C.	
28P/833	SP4Y/B7	Pin, shackle						2	—	C.	
28W/12296	SP.15/C	Washer						2	—	C.	
28E/14052	AS.3180/5C	CLIP , tubular for cables in wheel well						4	—	C.	
		Attaching parts for AS.3180/5C, Clip :—									
28D/12513	A25/2C	Bolt, 2 BA						1	—	C.	
28D/11255	AS.1246/2C	Bolt, 2 BA						1	—	C.	
28M/10288	AGS.2001/C/1	Nut, 2 BA						1	—	C.	
28W/12296	SP.15/C	Washer						1	—	C.	
10081	12 U 513A	COVER , for front door lock, Port (Mod. Ven. 616)						1	—	C.	
10081	12 U 514A	COVER , for front door lock, Starboard (Mod. Ven. 616)						1	—	C.	
10083	12 U 515A	COVER , for rear door lock, Port (Mod. Ven. 616)						1	—	C.	
10084	12 U 516A	COVER , for rear door lock, Starboard (Mod. Ven. 616)						1	—	C.	
		Attaching parts for 12 U 513A, 12 U 514A, 12 U 515A, and 12 U 516A, Cover :—									
28D/12707	A25/1E	Bolt, 1/4" BSF						2	—	C.	
28W/12496	SP.15/E	Washer						2	—	—	
—	12 U 533A/ND	LEVER , operating, complete, Port (Mod. Ven. 616)						1	MR	—	
—	12 U 534A/ND	LEVER , operating, complete, Starboard (Mod. Ven. 616)						1	MR	—	
9605	12 U 547A	LEVER , operating, Port (Mod. Ven. 616) ...						1	MR	C.	
9606	12 U 548A	LEVER , operating, Starboard (Mod. Ven. 616)						1	MR	C.	
94	12 U 103	SCREW						1	MR	C.	CD.1
93	12 U 101	SPIGOT , mounting						1	MR	C.	CD.1
		Attaching parts for 12 U 533A/ND and 12 U 534A/ND, Levers :—									
28D/12513	A25/2C	Bolt, 2 BA						4	MR	C.	
9520	12 U 501A	LOCK , door, Port front and Starboard rear (Mod. Ven. 616)						2	—	C.	
9521	12 U 502	LOCK , door, Port rear and Starboard front (Mod. Ven. 616)						2	—	C.	
97	12 U 117A	LEVER , release						1	MR	C.	CD.1
9862	CT.4	BUSH , 1/2" long, Oilite						1	—	C.	
28L/12931	A27/ET	LOCKNUT , 1/4" BSF, thin, for spigot						3	MR	C.	
101	12 U 133	PIECE , distance, between side plates						3	MR	C.	CD.1
100	12 U 131	PIN						1	MR	C.	CD.1
9604	12 U 503A	PLATE , latch (Mod. Ven. 616)						1	MR		
9862	CT4	BUSH , 1/2" long, Oilite						1	—	C.	
9841	12 U 115	PLATE , side						2	MR	C.	CD.1
99	12 U 129A	ROLLER						1	MR	C.	CD.1
103	12 U 137	SPIGOT , bolt						3	MR		CD.1

ALIGHTING GEAR

MAIN UNDERCARRIAGE WHEEL DOOR LOCK OPERATING MECHANISM

Ref. No.	Part No.	Nomenclature						No. Off	M.R.	Cl. of St.	Plate No.
		1	2	3	4	5	6				
9603	12 U 541	SPRING , (Mod. Ven. 616)						1	MR	C.	
		Attaching parts for 12 U 501A and 12 U 502A, Locks :—									
28D/12516	A25/11C	Bolt, 2 BA						4	—	C.	
28M/10290	AGS.2001/E/1	Nut, 1/2" BSF						3	—	C.	
28M/10330	AGS.2002/E/1	Nut, 1/2" BSF, for front lock						3	—	C.	
28P/833	SP4Y/B7	Pin, shackle						1	—	C.	
2967	12 U 469	Shackle						1	—	C.	CD.1
28W/12496	SP.15/E	Washer						1	—	C.	
28W/12297	SP.16/E	Washer, for front lock						1	—	C.	
28W/12297	SP.16/E	Washer, for rear lock						2	—	C.	
104	12 U 271	Washer, tapered, for front lock						2	—	C.	CD.1
105	12 U 273	Washer, tapered, for front lock						2	—	C.	CD.1
104	12 U 271	Washer, tapered, for rear, lock						4	—	C.	
28L/13124	A27/CT	LOCKNUT , 2 BA, for locking micro switch contact bolt						1	—	C.	
108	12 U 309	SPRING , at front undercarriage diaphragm ...						1	—	C.	CD.1
		Attaching parts for 12 U 309, Spring :—									
1298	12 U 401	Bolt, 4 BA						1	—	C.	CD.1
28M/13086	A27/BP	Nut, 4 BA						1	—	C.	
28M/10287	AGS.2001/B/1	Nut, 4 BA						1	—	C.	
5CW/5755	BURGESS Mk. 4 CR2-260	SWITCH , micro						1	—	B.	
		Attaching parts for 5CW/5755, Switch :—									
28D/12626	A25/10B	Bolt, 4 BA						2	—	C.	
28M/10287	AGS.2001/B/1	Nut, 4 BA						2	—	C.	
28W/12664	SP.14/B	Washer						2	—	C.	
28W/12307	SP.18/B	Washer						4	—	C.	

MAIN UNDERCARRIAGE WHEEL DOOR RETRACTING MECHANISM

Ref. No.	Part No.	Nomenclature						No Off	M.R.	Cl. of St.	Plate No.	
		1	2	3	4	5	6					
	—	MAIN UNDERCARRIAGE WHEEL DOOR RETRACTING MECHANISM, PORT (12 U 301)						1	—		CE.1	
	—	MAIN UNDERCARRIAGE WHEEL DOOR RETRACTING MECHANISM, STARBOARD (12 U 302)						1	—		CE.1	
119	12 U 305	BOLT , for securing eyebolt to wheel door						1	—	C.	CE.1	
		Attaching parts for 12 U 305, Bolt :—										
	28N/9796	SP/21	Nipple, grease				1	—	C.			
	28M/12930	A27/ES	Nut, 1/4" BSF				1	—	C.			
	28P/12462	SP.9/C8	Pin, split				1	—	C.			
	28W/12253	SP.13/E	Washer				1	—	C.			
	27M/621	LOCKHEED AIR.41472	JACK , (See AP.451F, Vol. 3, Pt. 1, Sect. 2, Chap. 11 for Breakdown)						1	—	A.	CE.1
			Attaching parts for AIR.41472, Jack :—									
	26FC/651	G.0087	Bolt, at lever				1	—	C.	CE.1		
	117	12 U 297A	Bolt, at shackle				1	—	C.	CE.1		
	28M/12930	A27/ES	Nut, 1/4" BSF, at lever				1	—	C.			
	28M/13122	A27/GS	Nut, 5/16" BSF, at shackle				1	—	C.			
	28P/12462	SP.9/C8	Pin, split				2	—	C.			
	28W/12253	SP.13/E	Washer, at lever				1	—	C.			
	28W/12254	SP.13/G	Washer, at shackle				1	—	C.			
		12 U 439A/ND	LINK , connecting						1	M.R.		CE.1
	865	12 U 393	EYE-BOLT						1	M.R.	C.	CE.1
	864	12 U 391	LINK						1	M.R.	C.	CE.1
	28L/13028	A27/JT	LOCKNUT , 3/8" BSF						1	M.R.	C.	
			Attaching parts for 12 U 439A/ND, Link :—									
	118	12 U 303	Bolt				1	M.R.	C.	CE.1		
	28N/9796	SP.21	Nipple, grease				1	M.R.	C.			
	28M/12930	A27/ES	Nut, 1/4" BSF				1	M.R.	C.			
	28P/12462	SP.9/C8	Pin, split				1	M.R.	C.			
	28W/12253	SP.13/E	Washer				1	M.R.	C.			
		12 U 267	SHACKLE , at top end of jack						1	—		CE.1
			Attaching parts for 12 U 267, Shackle :—									
	28M/13123	A27/JS	Nut, 3/8" BSF				1	—	C.			
	28P/12462	SP.9/C8	Pin, split				1	—	C.			
	28W/12255	SP.13/J	Washer				1	—	C.			
	111	12 U 159A	SHAFT , torque, Port						1	M.R.	A.	CE.1
	112	12 U 160A	SHAFT , torque, Starboard						1	M.R.	A.	CE.1
	27S/160	SKEFKO I.132626	BEARING , ball-race						2	M.R.	A.	
	116	12 U 175ND	BOLT , for door link lever						6	M.R.	C.	CE.1
		12 U 161	BRACKET , mounting, Port						1	M.R.		CE.1
		12 U 162	BRACKET , mounting, Starboard						1	M.R.		CE.1
	113	12 U 167	COVER , dust, for ball-race bearing						2	M.R.	C.	CE.1
	1711	12 U 387A	LEVER , for door link, Port						1	M.R.	C.	CE.1
	1712	12 U 388A	LEVER , for door link, Starboard						1	M.R.	C.	CE.1
	941	12 U 383	BUSH						2	—	C.	CE.1
		12 U 143A	LEVER , for jack, Port... ..						1	M.R.		CE.1
		12 U 144A	LEVER , for jack, Starboard						1	M.R.		CE.1
	120	12 U 375	BUSH						1	—	C.	CE.1

NOSE WHEEL ARRANGEMENT

Ref. No.	Part No.	Nomenclature						No. Off	M.R.	Cl. of St.	Plate No.
		1	2	3	4	5	6				
	—	NOSE WHEEL ARRANGEMENT (12 UN 169) ...						1	—		CF.1
2194	12 UN 63A	BRACKET , pulley, on bulkhead No. 2, for wheel door lock operating cable						1	MR	B.	CF.2
542	12 UN 41A	BRACKET						1	MR	C.	CF.2
28M/10290	AGS.2001/E/1	NUT , 1/4" BSF, securing pulley						1	—	C.	
28R/13491	AS.107	PULLEY						1	—	B.	CF.2
		Attaching parts for 12 UN 63A, Bracket :—									
28D/12536	A25/13C	Bolt, 2 BA						2	MR	C.	
28M/12929	A27/CP	Nut, 2 BA						2	MR	C.	
	—	BRACKET , pulley, on cannon beam, for wheel door lock operating cable						1	MR		
28D/12543	A25/6E	BOLT , 1/4" BSF						1	—	C.	
967	12 UN 139A	BRACKET						1	MR	C.	CF.2
28R/13491	AS.107	PULLEY						1	—	B.	
		Attaching parts for Bracket :—									
28D/12538	A25/15C	Bolt, 2 BA						2	MR	C.	
28M/12929	A27/CP	Nut, 2 BA						2	MR	C.	
2193	12 UN 61A	BRACKET , pulley, on cockpit floor, at front wheel door lock, for operating cable						1	MR	B.	CF.2
544	12 UN 49A	BRACKET						1	MR	C.	CF.2
28M/10290	AGS.2001/E/1	NUT , 1/4" BSF, securing pulley						1	—	C.	
28R/13491	AS.107	PULLEY						1	—	B.	
		Attaching parts for 12 UN 61A, Bracket :—									
	12 S 1493	Block, packing						1	—		
28D/12537	A25/14C	Bolt, 2 BA						4	MR	C.	
28M/12929	A27/CP	Nut, 2 BA						4	MR	C.	
28W/12439	SP.19/C	Washer						4	MR	C.	
26BY/3165	DHS.33/1	Washer, shrinkage						8	—	C.	
866	AS.1405/68 1/2	CABLE , wheel door lock operating, from door lock lever to joint aft of bulkhead No. 2						1	—	C.	CF.2
		Attaching parts for AS.1405/68 1/2, Cable :—									
28P/814	SP4Y/A4	Pin, shackle						1	—	C.	
28P/12431	SP.9/C6	Pin, split						1	—	C.	
	AS.1417/9 1/2	CABLE , wheel door lock operating, from joint aft of bulkhead No. 2 to undercarriage selector valve						1	—		CF.2
		Attaching parts for AS.1417/9 1/2, Cable :—									
545	12 UN 57	Locknut						1	—	C.	
27A/3433	DUNLOP NFR.31	COVER , outer, for wheel						1	—	A.	CF.1
	—	FAIRING , wheel door and operating mechanism (12 UN 113) (See Separate Unit)						1	—		
	—	JACK , hydraulic, retracting						1	—		
26FC/3602	G.00647A	FITTING , end						1	—	C.	CF.1
	G.00201	BUSH						1	—		CF.1

ALIGHTING GEAR

NOSE WHEEL ARRANGEMENT

Ref. No.	Part No.	Nomenclature						No. Off	M.R.	Cl. of St.	Plate No.
		1	2	3	4	5	6				
27M/485	LOCKHEED AIR.40542	JACK , (See AP.4515F, Vol. 3, Pt. 1, Sect. 2, Chap. 11 for Breakdown)						1	—	A.	CF.1
26FC/647	G.00202	LOCKNUT , jack end fitting						1	—	C.	CF.1
26FC/6564	12 UN 171	WASHER , tab						1	—	C.	CF.1
		Attaching parts for Jack :—									
26FC/4397	G.00756	Bolt, jack body attachment						1	—	C.	CF.1
26FC/3058	G.00649	Bolt, jack arm attachment... ..						1	—	C.	CF.1
26FC/5897	G.001895A	Nipple, complete with elbow and extension piece, Starboard						1	—	C.	CF.1
28N/9796	SP/21	Nipple, grease						1	—	C.	
28M/12930	A27/ES	Nut, $\frac{1}{16}$ " BSF, jack arm attachment						1	—	C.	
28M/13122	A27/GS	Nut, $\frac{5}{16}$ " BSF, jack body attachment						1	—	C.	
28P/12462	SP.9/C8	Pin, split						2	—	C.	
26FC/4474	G.001765ND	Shim, $\frac{3}{8}$ " o/d x $\frac{1}{4}$ " i/d x .010"						1	—	C.	CF.1
28W/12253	SP.13/E	Washer						1	—	C.	
28W/12254	SP.13/G	Washer						1	—	C.	
		LEG , compression (See Separate Unit)						1	—		CF.1
		Attaching parts for 12-2UN 93A/ND, Leg :—									
28D/12634	A25/18E	Bolt, $\frac{1}{4}$ " BSF						2	—	C.	
28M/12930	A27/ES	Nut, $\frac{1}{4}$ " BSF						2	—	C.	
28P/12462	SP.9/C8	Pin, split						2	—	C.	
26FC/3349	G.00284/1	Tube, bearing						1	—	C.	CK.1
28R/13491	AS.107	PULLEY , on bracket at selector valve, for wheel door lock operating cable						1	—	A.	
		Attaching parts for AS.107, Pulley :—									
28D/12545	A25/13E	Bolt, $\frac{1}{4}$ " BSF						1	—	C.	
28M/10290	AGS.2001/E/1	Nut, $\frac{1}{4}$ " BSF						1	—	C.	
767	12 UN 93A	ROD , radius (See Separate Unit)						1	—	A.	CF.1
		Attaching parts for 12 UN 93A, Rod :—									
26FC/10055	G.001044	Bolt, at link joint						1	—	C.	CF.1
26FC/10057	G.001053	Bolt, at top structure, joint, bottom						2	—	C.	CF.1
26FC/623	G.00292 Mk. 3	Bolt, at top structure joint, top						2	—	C.	CF.1
28N/9796	SP/21	Nipple, grease, at link joint						1	—	C.	
28M/13122	A27/GS	Nut, $\frac{5}{16}$ " BSF, for top bolts at top structure joint						2	—	C.	
28M/13267	A24/GS	Nut, $\frac{5}{16}$ " BSF, for bolt at link joint						1	—	C.	
28M/13412	A24/GS	Nut, $\frac{3}{8}$ " BSF, for bottom bolts at top structure joint						2	—	C.	
28P/12462	SP.9/C8	Pin, split						5	—	C.	
28S/3370	A31/B8	Screw, 4 BA, locking, for link joint bolt						1	—	C.	
26FC/10056	G.001046	Shim, at top structure joint						2	—	C.	CF.1
	G.001054	Tube, distance, on top structure joint bottom bolts						2	—	C.	CF.1
26FC/764	G.00303	Tube, distance, on top structure joint top bolts						2	—	C.	CF.1
28W/12254	SP.13/G	Washer, for top bolts at top structure joint						2	—	C.	
28W/12668	SP.19/G	Washer, for bolt at link joint						1	—	C.	
28L/11067	AGS.2035/B	Lockwasher						1	—	C.	
28W/12255	SP.13/J	Washer, for bottom bolts at top structure joint						2	—	C.	
28U/4051	SP8Y/1	ROD , tension, for wheel door lock operating cable, at joint aft of bulkhead No. 2						1	—	C.	
		Attaching parts for SP8Y/1, Rod :—									
28M/10021	A.16Y/BPL	Locknut, 4 BA						1	—	C.	
28M/13086	A27/BP	Nut, 4 BA						1	—	C.	

ALIGHTING GEAR

NOSE WHEEL ARRANGEMENT

Ref. No.	Part No.	Nomenclature						No Off	M.R.	Cl. of St.	Plate No.
		1	2	3	4	5	6				
27A/2071	— DUNLOP NF.2	STRUCTURE , top (G.001615) (See Separate Unit)...						1	—	A.	CF.1
		TUBE , inner, for wheel (For Breakdown see AP.4515C, Vol. 3, Pt. 1, Sect. 2, Chap. 44)						1	—		CF.1
27A/2069	DUNLOP AHO.17219	WHEEL , bare, (For Breakdown See AP.4515C, Vol. 3, Pt. 1, Sect. 2, Chap. 44)						1	—	A.	CF.1
		Attaching parts for AHO.17219, Wheel :—									
26FC/5510	13 UN 103	Axle, tube						1	—	C.	CF.1
26FC/630	G.00221	Cap, end						2	—	C.	
28M/12930	A27/ES	Nut, 1/4" BSF						1	—	C.	
28P/12462	SP.9/C8	Pin, split						1	—	C.	
26FC/750	G.00222	Tie-rod						1	—	C.	CF.1

ALIGHTING GEAR

COMPRESSION LEG, NOSE WHEEL

Ref. No.	Part No.	Nomenclature						No. Off	M.R.	Cl. of St.	Plate No.
		1	2	3	4	5	6				
	12-2UN 93A/ND	LEG, COMPRESSION, NOSE WHEEL						1	—		CG.1
1974	12-20UN 3A/2	BARREL , shock absorber... ..						1	—	C.	CG.1
26FC/614	G.00229	BEARING , lower						1	—	C.	CG.1
26FC/5611	12 UN 143	BEARING , upper						1	—	C.	CG.1
1363	12-20UN 29	BUSH , at radius rod						2	—	C.	CG.1
26FC/3610	G.00210	BUSH , at support link						2	—	C.	CG.1
26FC/615	G.00233	BUSH , nose wheel retracting pivot						2	—	C.	CG.1
26FC/6710	13 UN 101/1	SPIGOT						2	—	C.	CG.1
27S/263	SKEFKO SKF.08	BEARING , thrust, lower, in head of barrel						1	—	B.	
27S/278	SKEFKO SKF.B8	BEARING , thrust, upper, in head of barrel						1	—	B.	
26FC/5382	G.001723/1	BOLT , cam roller						2	—	C.	CG.1
		Attaching parts for G.001723/1, Bolt (per pair) :—									
26FC/4649	G.001725ND	Bar, locking, 1/8" o/d x 2.8" long, S.1						1	—	C.	CG.1
26FC/4183	G.001721	Nut						1	—	C.	CG.1
26FC/3556	G.00667	BOLT , retaining thrust bearings in head of barrel						1	—	C.	CG.1
		Attaching parts for G.00667, Bolt :—									
26FC/648	G.00212	Nut, 3/8" BSF, slotted						1	—	C.	CG.1
28P/12365	SP.9/G16	Pin, split						1	—	C.	
26FC/765	G.00213	Washer						1	—	C.	CG.1
26FC/6708	ZX-20UN 53	BOLT , securing shock absorber to fork						1	—	C.	CG.1
		Attaching parts for 12-20UN 53, Bolt :—									
28M/13123	A27/JS	Nut, 3/8" BSF						1	—	C.	
28P/12462	SP.9/C8	Pin, split						1	—	C.	
28W/12255	SP.13/J	Washer						1	—	C.	
26FC/628	G.00193	BUSH , at radius rod pick-up joint						1	—	C.	CG.1
26FC/2331	G.00717	BUSH , self-centering cam roller						2	—	C.	CG.1
26FC/5509	13 UN 147	CAM , self-centering						1	—	C.	CG.1
26FC/3614	G.00664A	CLAMP , locating bearing retaining bolt						1	—	C.	CG.1
	G.00668	BOLT , securing clamp halves						2	—		CG.1
		Attaching parts for G.00664A, Clamp :—									
26FC/3616	G.001084	Bolt, 1/4" BSF						4	—	C.	CG.1
26FC/632	G.00308	COLLAR , spring						1	—	C.	CG.1
26FC/5379	G.00309/1	COLLAR , support, for self-centering cam roller						1	—	C.	CG.1
26FC/635	G.00176A	FORK , nose wheel... ..						1	—	C.	CG.1
26FC/638	G.00219	BUSH , at shock absorber joint						2	—	C.	CG.1
26FC/637	G.00219	BUSH , at swivel joint						2	—	C.	CG.1
26FC/636	G.00220	BUSH , axle bearing						2	—	C.	CG.1
		Attaching parts for G.00176A, Fork :—									
26FC/616	G.00330	Bobbin						1	—	C.	CG.1
26FC/6709	12-20UN 55	Bolt, pivot						1	—	C.	CG.1
26FC/5508	13 UN 145	HEAD , thrust pick-up						1	—	C.	CG.1
	—	LINK , radius rod						1	—		CG.1
1367	12-20UN 21	FORK-END						1	—	C.	CG.1
1365	12-2UN 33	LINK (Alternative to 12-2UN 73, Link)						1	—	C.	CG.1
	12-2UN 73	LINK (Alternative to 12-2UN 33, Link)						1	—		CG.1
		Attaching parts for 12-2UN 33 and 12-2UN 73, Links :—									
1370	12-20UN 25	Bolt						1	—	C.	CG.1
28M/6463	A.16Z/JS	Nut, 3/8" BSF						1	—	C.	
28P/12462	SP.9/C8	Pin, split						1	—	C.	
28W/12500	SP.14/J	Washer						1	—	C.	

ALIGHTING GEAR

COMPRESSION LEG, NOSE WHEEL

Ref. No.	Part No.	Nomenclature						No. Off	M.R.	Cl. of St.	Plate No.
		1	2	3	4	5	6				
1366	12-20UN 39	LOCKNUT						1	—	C.	CG.1
1364	12-2UN 39	LINK , support						1	LM	C.	CG.1
		Attaching parts for 12-2UN 39, Link :—									
26FC/617	G.00208	Bolt						1	MR	C.	CG.1
28M/13123	A27/JS	Nut, ^{3/32} " BSF						1	MR	C.	
28P/12462	SP.9/C8	Pin, split						1	MR	C.	
28W/12500	SP.14/J	Washer, ^{3/32} " BSF						1	MR	C.	
	12-20UN 33A/1	LUG , swivel... ..						1	—		CG.1
26FC/637	G.00218	BUSH , at fork swivel joint						2	—	C.	CG.1
1368	12-2UN 65	GUIDE , wheel door mechanism						1	—	C.	CG.1
28N/9796	SP/21	NIPPLE , grease						6	—	C.	
26FC/5381	G.00670/1	PEG , for self-centering cam slipper						1	—	C.	CG.1
		Attaching parts for G.00670/1, Peg :—									
28L/12931	A27/ET	Locknut, ^{1/4} " BSF, thin						1	—	C.	
26FC/766	G.00313	Washer, profile						1	—	C.	
26FC/746	G.00216	PIN , pivot						1	—	C.	CG.1
		Attaching parts for G.00216, Pin :—									
28D/12141	AS.1246/10C	Bolt, 2 BA						1	—	C.	
26FC/5613	G.001837A	PLATE , striker, for micro switch at nosewheel leg... ..						1	—	C.	CG.1
	—	PLUNGER , lock, for shock absorber						1	—		CG.1
26FC/631	G.00724	CAP , spring retaining						1	—	C.	CG.1
26FC/5511	13 UN 105	PLUNGER						1	—	C.	CG.1
26FC/5512	13 UN 107	SPRING						1	—	C.	CG.1
26FC/2332	G.00716	ROLLER , self-centering cam						2	—	C.	CG.1
26FC/5380	G.00669/1	SLIPPER , self-centering cam						1	—	C.	CG.1
26FC/760	G.00214	SOCKET , pivot, at head of shock absorber unit						1	—	C.	CG.1
26FC/5612	G.001869	SPRING , self-centering						1	—	C.	CG.1
27M/685	LOCKHEED AIR.65138	STRUT , shock absorber (For Breakdown see AP.4515F, Vol. 3, Part 1, Sect. 2, Chap. 11)						1	—	A.	CG.1

ALIGHTING GEAR
RADIUS ROD, NOSE WHEEL

Ref. No.	Part No.	Nomenclature						No. Off	M.R.	Cl. of St.	Plate No.
		1	2	3	4	5	6				
767	12 UN 93A	ROD, RADIUS NOSE WHEEL						1	—	A.	CH.1
26FC/692	G.00203	BOLT , between latch plate and lower link						1	—	C.	CH.1
		Attaching parts for G.00203, Bolt :—									
26FC/700	G.00440	Nut, $\frac{1}{8}$ " BSF						1	—	C.	CH.1
28P/12462	SP.9/C8	Pin, split						1	—	C.	
26FC/10031	G.001045	BOLT , between lower and upper links						1	—	C.	CH.1
		Attaching parts for G.001045, Bolt :—									
28M/7676	A.16Z/GS	Nut, $\frac{1}{8}$ " BSF						1	—	C.	
28P/12462	SP.9/C8	Pin, split						1	—	C.	
28W/12666	SP.14/G	Washer						1	—	C.	
26FC/752	G.00237	BOLT , for lower link						1	—	C.	CH.1
		Attaching parts for G.00237, Bolt :—									
28M/12928	A27/EP	Nut, $\frac{1}{8}$ " BSF						1	—	C.	
28W/12253	SP.13/E	Washer						1	—	C.	
695	12 UN 101A	BRACKET , mounting, for micro switch						1	—	C.	CH.1
		Attaching parts for 12 UN 101A, Bracket :—									
28D/12528	A25/1B	Bolt, 4 BA						2	—	C.	
28L/11067	AGS.2035/B	Washer						2	—	C.	
26FC/754	G.00350	EYEBOLT , for spring						1	—	C.	CH.1
26FC/10034	G.001051A	LINK , lower (Alternative to Part No. 13 UN 123A)						1	—	C.	CH.1
26FC/6465	13 UN 123A	LINK , lower (Alternative to Part No. G.001051A)						1	—	C.	CH.1
26FC/644	G.00192	BUSH						2	—	C.	CH.1
26FC/4469	G.001809	LINK , upper						1	—	C.	CH.1
28N/9796	SP/21	NIPPLE , grease						3	—	C.	
26FC/753	G.00349	PLATE , attachment, for spring						1	—	C.	CH.1
		Attaching parts for B.00349, Plate :—									
26FC/693	G.00347	Bolt, 2 BA						2	—	C.	CH.1
	G.00185A/1	PLATE , latch						1	—		CH.1
28D/12566	A25/6C	BOLT , for striker bracket						1	—	C.	
694	12 UN 99	BOLT , striker						1	—	C.	CH.1
693	12 UN 97A	BRACKET , striker						1	—	C.	CH.1
28FC/3529	G.0048	BUSH , at jack attachment lug						1	—	C.	
28L/13124	A27/CT	LOCKNUT , 2 BA, thin						2	—	C.	
28W/12252	SP.13/C	WASHER , for bolt securing striker bracket... ..						1	—	C.	
26FC/10035	G.001083	PLATE , socket, for bearing tube, L.H.						1	—	C.	CH.1
26FC/10033	G.001048	PLATE , socket, for bearing tube, R.H.						1	—	C.	CH.1
		Attaching parts for G.001083 and G.001048, Plates :—									
26FC/400	DHS.94/8/195	Pin						1	—	C.	
26FC/3504	G.0070	ROLLER , between latch plate and lower link						1	—	C.	CH.1
26FC/758	G.00341	SPRING , at latch plate						1	—	C.	CH.1
5CW/4658	†	SWITCH , micro						1	—	B.	
		Attaching parts for Air Ministry Ref. No. 5CW/4638, Switch :—									
28D/12625	A25/9B	Bolt, 4 BA						1	—	C.	
28D/12628	A25/18B	Bolt, 4 BA						1	—	C.	
28M/10287	AGS.2001/B/1	Nut, 4 BA						2	—	C.	
	AS.2808/5/075	Tube, distance, $\frac{5}{16}$ " o/d \times 17SWG \times 0.75" long, T.35 (Make form Ref. No. 30A/1924)						1	—		
28W/12305	SP.13/B	Washer						1	—	C.	
26FC/10032	G.001047	TUBE , bearing, for latch plate and upper link						1	—	C.	CH.1

NOSE WHEEL FAIRING, WHEEL DOOR AND OPERATING MECHANISM

Ref. No.	Part No.	Nomenclature						No Off	M.R.	Cl. of St.	Plate No.
		1	2	3	4	5	6				
	—	NOSE WHEEL FAIRING, WHEEL DOOR AND OPERATING MECHANISM (12 UN 113)						1	—		
26FC/596	G.00267A	BRIDGE , connecting, for fairing						1	—	C.	CJ.1
26FC/593	G.00270	EYEBOLT						2	—	C.	CJ.1
		Attaching parts for G.00270, Eyebolt :—									
28L/12931	A27/ET	Locknut, 1/4" BSF						1	—	C.	
		Attaching parts for G.00267A, Bridge :—									
26FC/600	G.00323	Pin, shackle						2	—	C.	CJ.1
28P/12462	SP.9/C8	Pin, split						2	—	C.	
28W/12253	SP.13/E	Washer						2	—	C.	
41	12 UN 69A	DOOR , wheel						1	—	A.	CJ.1
	12 UN 149A	BRACKET , door lock						1	—		CJ.1
28D/12633	A25/7E	BOLT , 1/4" BSF						1	—	C.	
	12 UN 155A	BRACKET						1	—		CJ.1
28M/10290	AGS.2001/E/1	NUT , 1/4" BSF						1	—	C.	
1267	12 UN 153	ROLLER						1	—	C.	CJ.1
	AS.2808/6/063	TUBE , distance						1	—		
		Attaching parts for 12 UN 149A, Bracket :—									
28D/8314	AS.1242/10C	Bolt, 2 BA						2	—	C.	
28M/10288	AGS.2001/C/1	Nut, 2 BA						2	—	C.	
	12 UN 143ND	Packing, 0.5" wide x 16 SWG x 1.75" long, L.72						1	—		
547	12 UN 121A	BRACKET , hinge, front						1	—	B.	CJ.1
27S/142	SKEFKO I.132498	BEARING , ball-race						1	—	B.	
	G.00304ND	SLEEVE , for securing ball-race bearing, 7/8" o/d x 17 SWG x 0.26" long, T.45 (Make from Ref. No. 30A/1771)						1	—		CJ.1
		Attaching parts for 12 UN 121A, Bracket :—									
28D/8311	AS.1242/7C	Bolt, 2 BA						1	—	C.	
28D/8312	AS.1242/8C	Bolt, 2 BA						3	—	C.	
28M/12929	A27/CP	Nut, 2 BA						4	—	C.	
28W/12252	SP.13/C	Washer						4	—	C.	
26FC/591	G.00255A	BRACKET , hinge, rear						1	—	B.	CJ.1
27S/142	SKEFKO I.132498	BEARING , ball-race						1	—	B.	
	G.00304ND	SLEEVE , securing ball-race bearing 7/8" o/d x 17 SWG x 0.26" long, T.45 (Make from Ref. No. 30A/1771)						1	—		CJ.1
		Attaching parts for G.00255A, Bracket :—									
28D/8311	AS.1242/7C	Bolt, 2 BA						4	—	C.	
28M/12929	A27/CP	Nut, 2 BA						4	—	C.	
28W/12252	SP.13/C	Washer						4	—	C.	
		Attaching parts for 12 UN 69A, Door :—									
28D/12821	A25/14G	Bolt, 5/16" BSF, at rear hinge bracket						1	—	C.	
28D/12822	A25/16G	Bolt, 5/16" BSF, at front hinge bracket						1	—	C.	
28M/13122	A27/GS	Nut, 5/16" BSF						2	—	C.	
28P/12462	SP.9/C8	Pin, split						2	—	C.	
	12 UN 141	Tube, distance, for bolt at front hinge bracket, 7/16" o/d x 17 SWG x 0.33" long, T.35 (Make from Ref. No. 30A/1930)						2	—		CJ.1
28W/12254	SP.13/G	Washer, for bolt at front hinge bracket						1	—	C.	

ALIGHTING GEAR

NOSE WHEEL FAIRING, WHEEL DOOR AND OPERATING MECHANISM

Ref. No.	Part No.	Nomenclature						No. Off	M.R.	Cl. of St.	Plate No.
		1	2	3	4	5	6				
26FC/721	G.00128A G.00325 Mk. 1	EYEBOLT , for lower radius rod, at wheel door ...						1	—	C.	CJ.1
		BUSH						1	—	C.	CJ.1
		Attaching part for G.00128A, Eyebolt :—									
26FC/605	G.00323 Mk. 6	Pin, shackle						1	—	C.	CJ.1
28P/12462	SP.9/C8	Pin, split						1	—	C.	
28W/12253	SP.13/E	Washer						1	—	C.	
26FC/592	G.00242A	EYEBOLT , for upper radius rod, at fuselage structure						1	—	C.	CJ.1
26FC/608	G.00325 Mk. 2	BUSH						1	—	C.	CJ.1
		Attaching parts for G.00242A, Eyebolt :—									
28M/13375	A27/GP	Nut, $\frac{1}{8}$ " BSF						1	—	C.	
28W/12254	SP.13/G	Washer						1	—	C.	
26FC/1057	G.00258A	FAIRING , compression leg						1	—	A.	CJ.1
26FC/3082	G.00653	EYEBOLT						2	—	C.	CJ.1
		Attaching parts for G.00653, Eyebolt :—									
28L/13028	A27/JT	Locknut, $\frac{3}{8}$ " BSF... ..						1	—	C.	
		Attaching parts for G.00258A, Fairing :—									
26FC/604	G.00323 Mk. 5	Pin, shackle, at connecting bridge						2	—	C.	CJ.1
26FC/602	G.00323 Mk. 3	Pin, shackle, at fork-end						2	—	C.	CJ.1
28P/12462	SP.9/C8	Pin, split						4	—	C.	
28W/12253	SP.13/E	Washer						36	—	C.	
26FC/588	G.00240	FORK-BOLT , for spring, at fuselage structure ...						1	—	C.	CJ.1
26FC/589	G.00241	FORK-BOLT , for spring, at upper radius rod ...						1	—	C.	CJ.1
		Attaching parts for G.00240 and G.00241, Fork-bolts :—									
28M/12929	A27/CP	Nut, 2 BA						1	—	C.	
28W/12252	SP.13/C	Washer						1	—	C.	
26FC/594	G.00271	FORK-END , for fairing connecting bridge						2	—	C.	CJ.1
		Attaching parts for G.00271, Fork-end :—									
28M/13122	A27/GS	Nut, $\frac{1}{8}$ " BSF						1	—	C.	
28P/12462	SP.9/C8	Pin, split						1	—	C.	
28W/12254	SP.13/G	Washer						4	—	C.	
548	12 UN 3	LEVER , wheel door lock						1	—	C.	CJ.1
		Attaching parts for 12 UN 3, Lever :—									
28D/12542	A25/5E	Bolt, $\frac{1}{4}$ " BSF						1	—	C.	
28M/10290	AGS.2001/E/1	Nut, $\frac{1}{4}$ " BSF						1	—	C.	
	12 UN 15ND	Tube, distance, $\frac{3}{8}$ " o/d x 17 SWG x 0.55" long, T.35 (Make from Ref. No. 30A/1927)						1	—		CJ.1
550	12 UN 17	Washer						2	—	C.	CJ.1
26FC/598	G.00321	PLATE , link, for guide rod						2	—	C.	
		Attaching parts for G.00321, Plate :—									
28D/12570	A25/11E	Bolt, $\frac{1}{4}$ " BSF						2	—	C.	
28M/12930	A27/ES	Nut, $\frac{1}{4}$ " BSF						2	—	C.	
28P/12462	SP.9/C8	Pin, split						2	—	C.	
28W/12253	SP.13/E	Washer						2	—	C.	
26FC/597	G.00246A	ROD , guide, for wheel door						1	—	C.	CJ.1
26FC/609	G.00325 Mk. 3	BUSH						1	—	C.	CJ.1
		Attaching parts for G.00246A, Rod :—									
26FC/599	G.00322	Pin, shackle						1	—	C.	
28P/12462	SP.9/C8	Pin, split						1	—	C.	CJ.1
28W/12252	SP.13/C	Washer						1	—	C.	

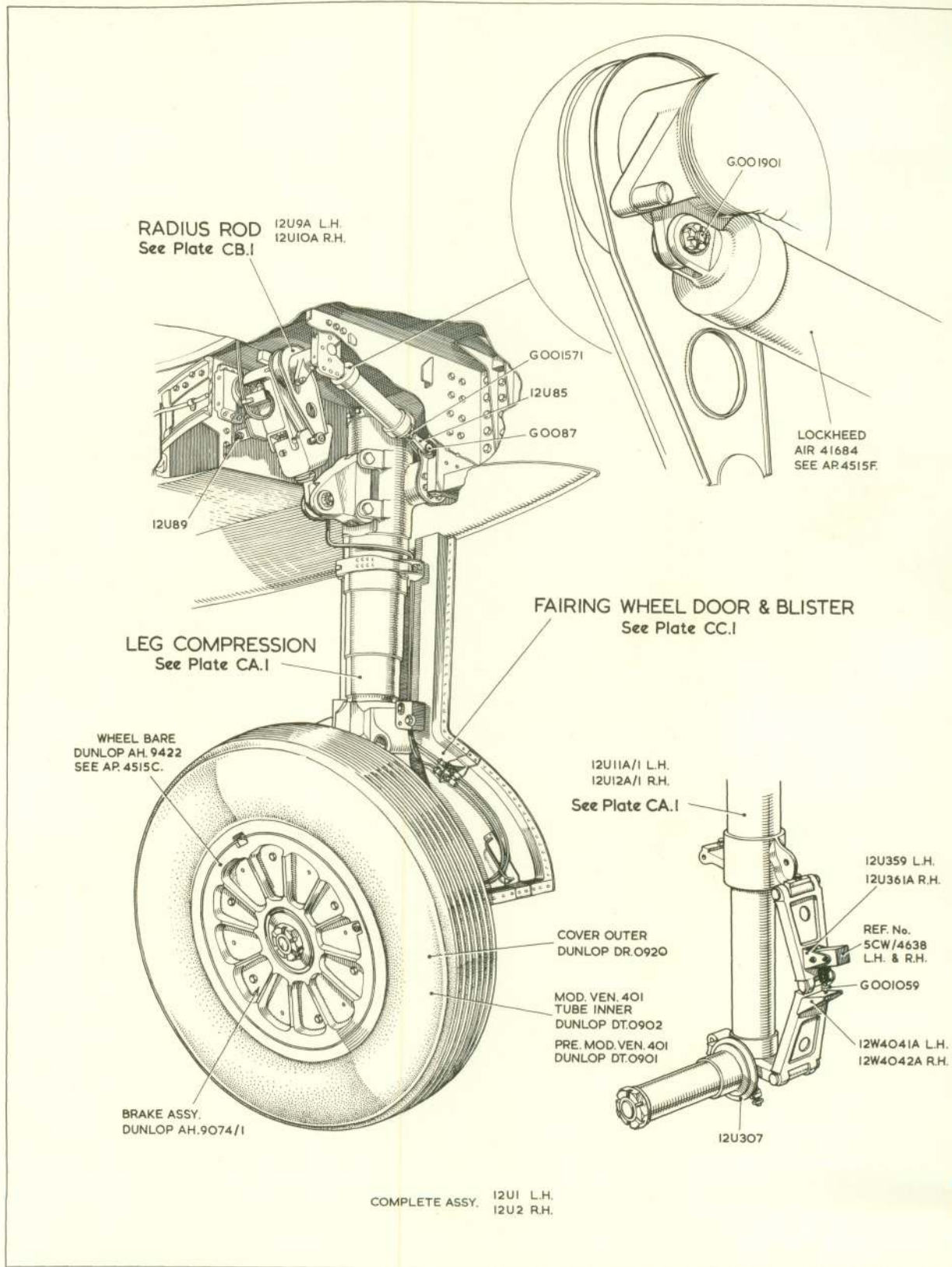
NOSE WHEEL FAIRING, WHEEL DOOR AND OPERATING MECHANISM

Ref. No.	Part No.	Nomenclature						No. Off	M.R.	Cl. of St.	Plate No.
		1	2	3	4	5	6				
551	12 UN 127A	ROD , radius, lower, wheel door operating ...						1	MR	C.	CJ.1
		Attaching parts for 12 UN 127A, Rod :—									
27L/13326	A27/GT	Locknut, $\frac{3}{16}$ " BSF, at eyebolt ...						1	MR	C.	
26FC/601	G.00323 Mk. 2	Pin, shackle ...						1	MR	C.	CJ.1
28P/12462	SP.9/C8	Pin, split ...						1	MR	C.	
28W/12253	SP.13/E	Washer ...						1	MR	C.	
26FC/6986	13 FS 3643A	ROD , radius, upper, wheel door operating ...						1	—	C.	CJ.1
26FC/609	G.00325 Mk. 3	BUSH , centre ...						1	—	C.	CJ.1
26FC/608	G.00325 Mk. 2	BUSH , outer ...						1	—	C.	CJ.1
		Attaching parts for 13 FS 3643A, Rod :—									
26FC/603	G.00323 Mk. 4	Pin, shackle ...						1	—	C.	CJ.1
28P/12462	SP.9/C8	Pin, split ...						1	—	C.	
28W/12253	SP.13/E	Washer ...						1	—	C.	
26FC/610	G.00239A	SPRING , tension, double, for upper radius rod ...						1	—	C.	CJ.1
		Attaching parts for G.00239A, Spring :—									
28P/832	SP4Y/B6	Pin, shackle ...						2	—	C.	
28P/12462	SP.9/C8	Pin, split ...						2	—	C.	
28W/12252	SP.13/C	Washer ...						2	—	C.	
6053	12 UN 181	SPRING , wheel door lock (Mod. Ven. 557) ...						1	—	C.	CJ.1
		Attaching parts for 12 UN 181, Spring :—									
28D/12629	A25/8C	Bolt, 2 BA ...						1	—	C.	
28M/10288	AGS.2001/C/1	Nut, 2 BA ...						1	—	C.	
28P/830	SP4Y/B4	Pin, shackle ...						1	—	C.	
28P/12587	SP.9/C4	Pin, split ...						1	—	C.	
	12 UN 7ND	Tube, distance, $\frac{3}{4}$ " o/d \times 22 SWG \times 0.75" long, T.35 (Make from Ref. No. 30A/1923)						1	—		

ALIGHTING GEAR

NOSE WHEEL TOP STRUCTURE

Ref. No.	Part No.	Nomenclature						No Off	M.R.	Cl. of St.	Plate No.
		1	2	3	4	5	6				
	—	NOSE WHEEL TOP STRUCTURE (G.001615) ...						1	—		CK.1
26FC/3482	G.001049	BRACKET, for bottom inner stay tube, L.H. ...						1	—	C.	CK.1
26FC/3483	G.001050	BRACKET, for bottom inner stay tube, R.H. ...						1	—	C.	CK.1
		Attaching parts for G.001049 and G.001050, Brackets :—									
28D/12819	A25/12G	Bolt, $\frac{5}{16}$ " BSF, bottom ...						1	—	C.	
28D/12822	A25/16G	Bolt, $\frac{5}{16}$ " BSF, top ...						1	—	C.	
28M/13122	A27/GS	Nut, $\frac{5}{16}$ " BSF ...						2	—	C.	
28P/12462	SP.9/C8	Pin, split ...						2	—	C.	
26FC/574	DHS.69/E	Shim, $\frac{5}{16}$ " BSF ...						QR	—	C.	
26FC/565	G.00301	EYEBOLT, for bottom outer stay tube, L.H. ...						1	—	C.	CK.1
26FC/566	G.00302	EYEBOLT, for bottom outer stay tube, R.H. ...						1	—	C.	CK.1
		Attaching parts for G.00301 and G.00302, Eyebolts :—									
28M/13122	A27/GS	Nut, $\frac{5}{16}$ " BSF ...						1	—	C.	
28P/12462	SP.9/C8	Pin, split ...						1	—	C.	
26FC/574	DHS.69/E	Shim, $\frac{5}{16}$ " BSF ...						QR	—	C.	
28W/12254	SP.13/G	Washer ...						1	—	C.	
26FC/4059	G.001567A/ND	TUBES, stay, upper and lower, complete with end bearing for compression leg, L.H. ...						1	—	A.	CK.1
26FC/4060	G.001568A/ND	TUBES, stay, upper and lower, complete with end bearing for compression leg, R.H. ...						1	—	A.	CK.1
26FC/3350	G.00285/1	BEARING, end, for compression leg ...						1	—	C.	CK.1
26FC/559	G.00292 Mk. 1	BOLT, $\frac{1}{8}$" BSF, through end bearing and bottom stay tubes						1	—	C.	CK.1
26FC/560	G.00292 Mk. 2	BOLT, $\frac{1}{8}$" BSF, through end bearing and stop stay tubes						2	—	C.	CK.1
26FC/573	Q.002046A	BRACKET, mounting, for glycol tank, at lower end of R.H. top stay tube						1	—	C.	CK.1
28M/13877	A27/GC	NUT, $\frac{5}{16}$" BSF, for bolt through end bearing and bottom stay tubes						1	—	C.	
28M/13122	A27/GS	NUT, $\frac{5}{16}$" BSF, for bolt through end bearing and top stay tubes						2	—	C.	
28P/12462	SP.9/C8	PIN, split ...						3	—	C.	
26FC/574	DHS.69/E	SHIM, $\frac{1}{16}$" BSF, for bolt through end bearing and bottom stay tubes						QR	—	C.	
26FC/568	G.00276A	TUBE, stay, bottom inner ...						1	—	C.	CK.1
26FC/569	G.00279A	TUBE, stay, bottom outer ...						1	—	C.	CK.1
26FC/570	G.00295A	TUBE, stay, top, L.H. ...						1	—	C.	CK.1
26FC/571	G.00296A	TUBE, stay, top, R.H. ...						1	—	C.	CK.1
28W/12254	SP.13/G	WASHER, L.H. ...						3	—	C.	
28W/12254	SP.13/G	WASHER, R.H. ...						1	—	C.	
28W/12354	SP.10/G	WASHER, R.H. ...						2	—	C.	
		Attaching parts for G.001567A/ND and G.001568A/ND, Tubes:—									
26FC/561	G.00292 Mk. 4	Bolt, $\frac{1}{4}$ " BSF, for bottom inner stay tube ...						1	—	C.	CK.1
26FC/447	G.00293	Bolt, $\frac{5}{16}$ " BSF, for bottom outer stay tube ...						1	—	C.	CK.1
28D/12643	A25/9J	Bolt, $\frac{3}{8}$ " BSF, for stay tube ...						1	—	C.	
28M/12930	A27/ES	Nut, $\frac{1}{4}$ " BSF ...						1	—	C.	
28M/13122	A27/GS	Nut, $\frac{5}{16}$ " BSF ...						1	—	C.	
28M/13289	A27/JC	Nut, $\frac{3}{8}$ " BSF ...						1	—	C.	
28P/12462	SP.9/C8	Pin, split ...						3	—	C.	
26FC/6553	G.001819ND	Shim, for top stay tube ...						1	—	C.	CK.1
28W/12253	SP.13/E	Washer ...						1	—	C.	
28W/12254	SP.13/G	Washer ...						1	—	C.	
28W/12255	SP.13/J	Washer ...						1	—	C.	

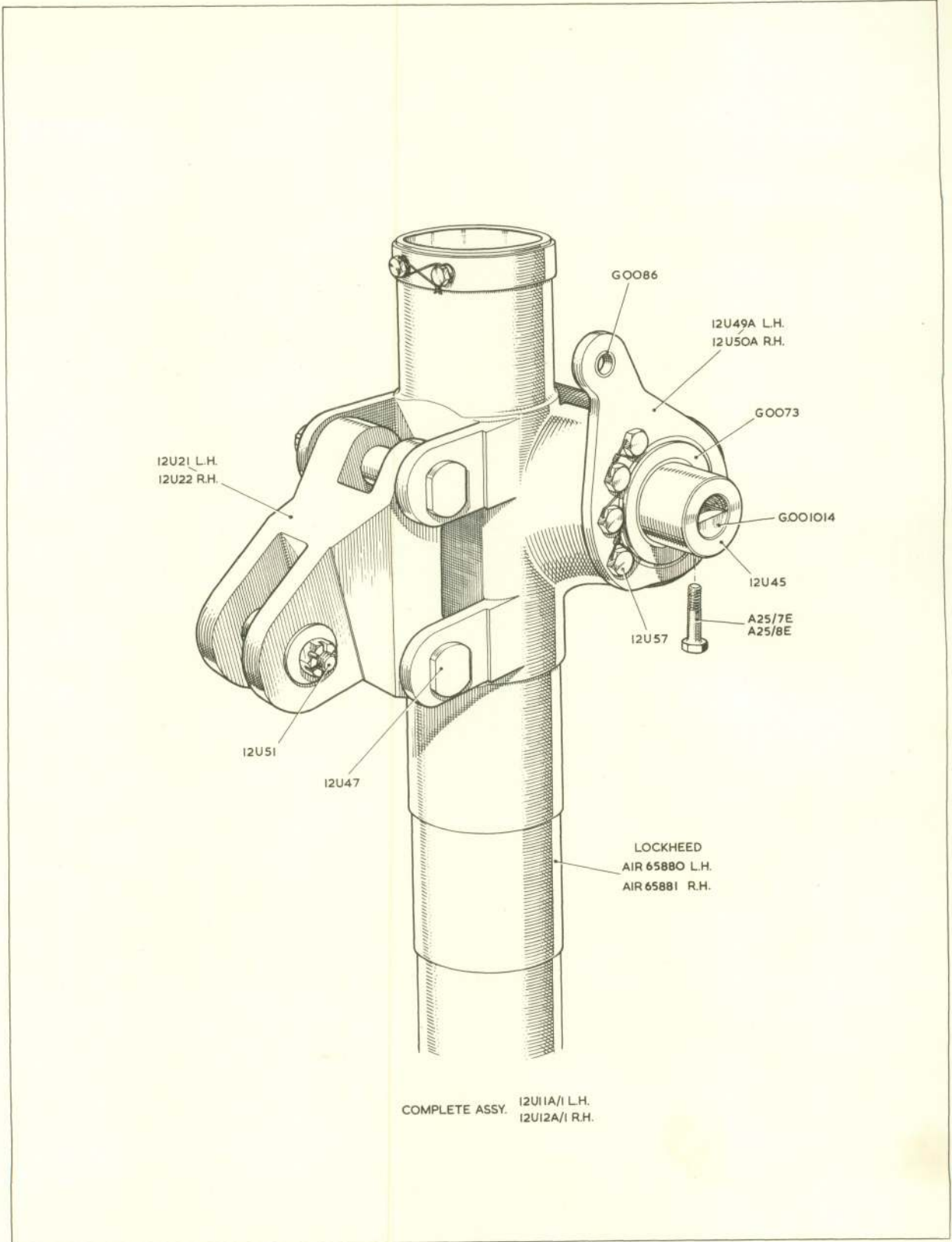


C.I.

ALIGHTING GEAR

C.I.

MAIN UNDERCARRIAGE ARRANGEMENT



CA.I.

ALIGHTING GEAR

CA.I.

MAIN UNDERCARRIAGE . COMPRESSION LEG

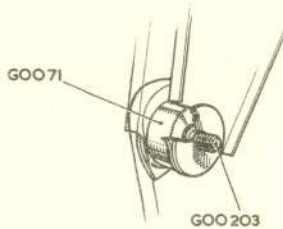
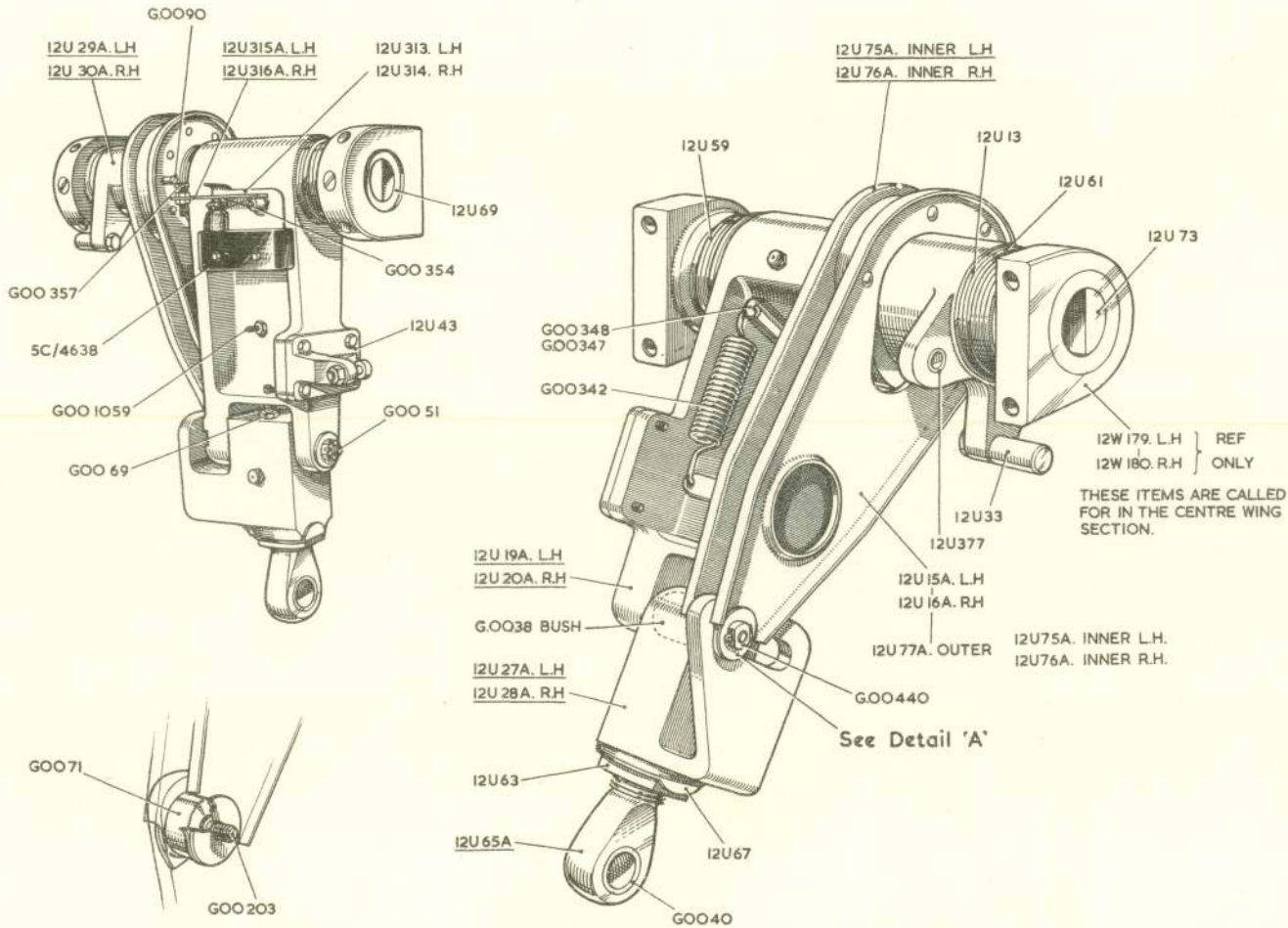
CB.1.

ALIGNING GEAR

CB.1.

RADIUS ROD - MAIN U/C

RESTRICTED



Detail 'A'

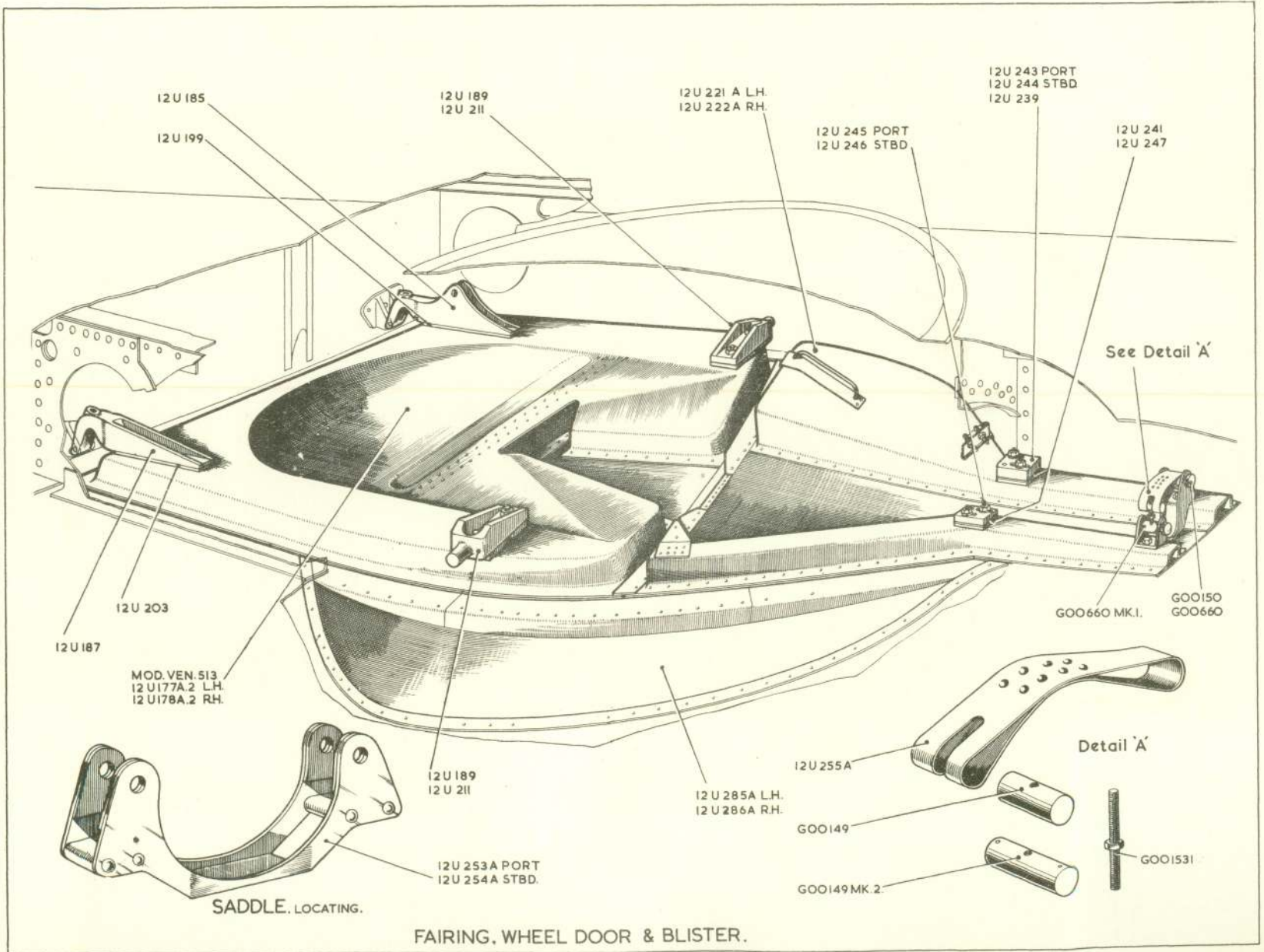
12U 9A. RADIUS ROD ASSY. PORT.
 12U 10A. RADIUS ROD ASSY. ST'BD.

CC.I.

ALIGNING GEAR MAIN UNDERCARRIAGE

RESTRICTED

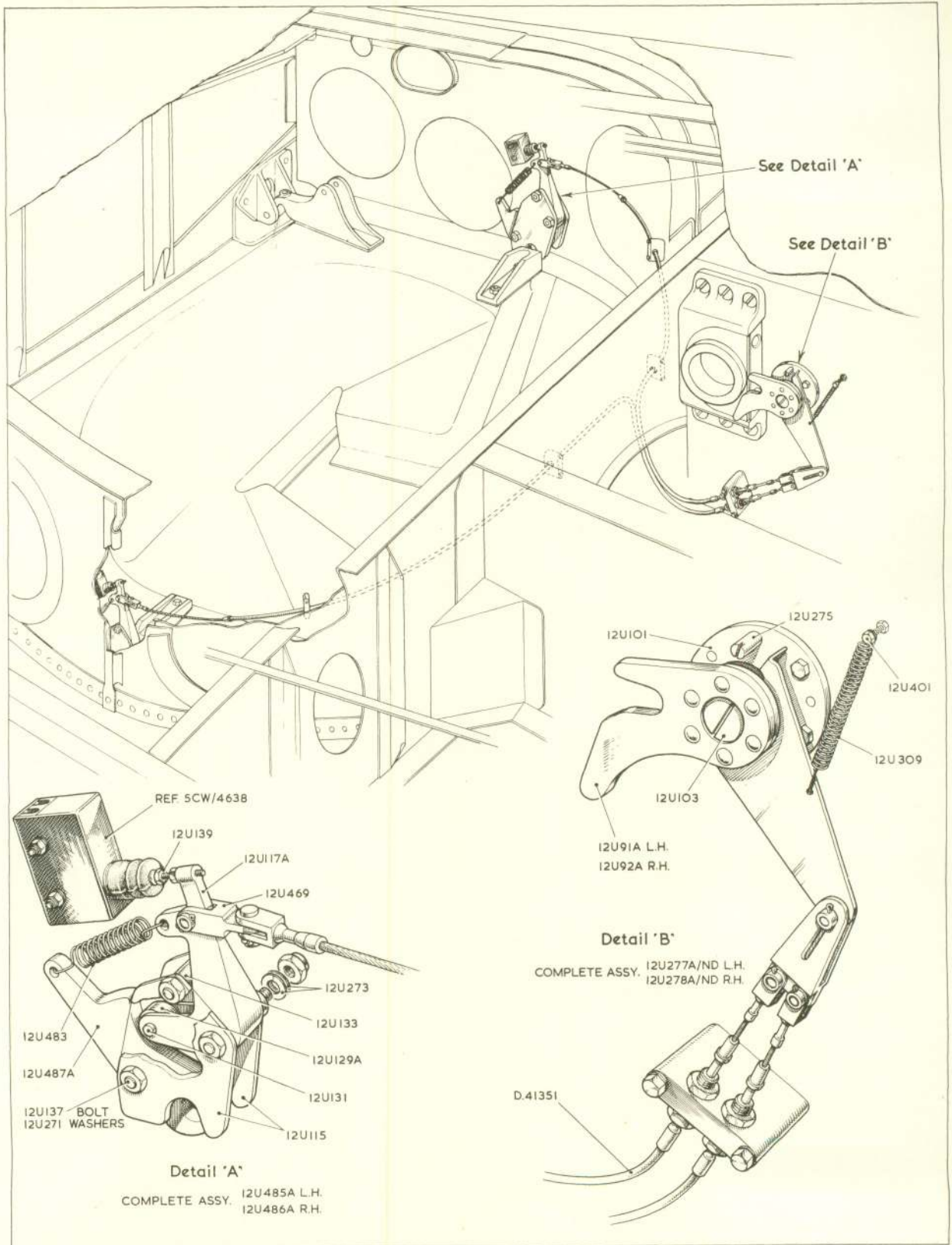
CC.I.



Venom FB Mk. 4

RESTRICTED

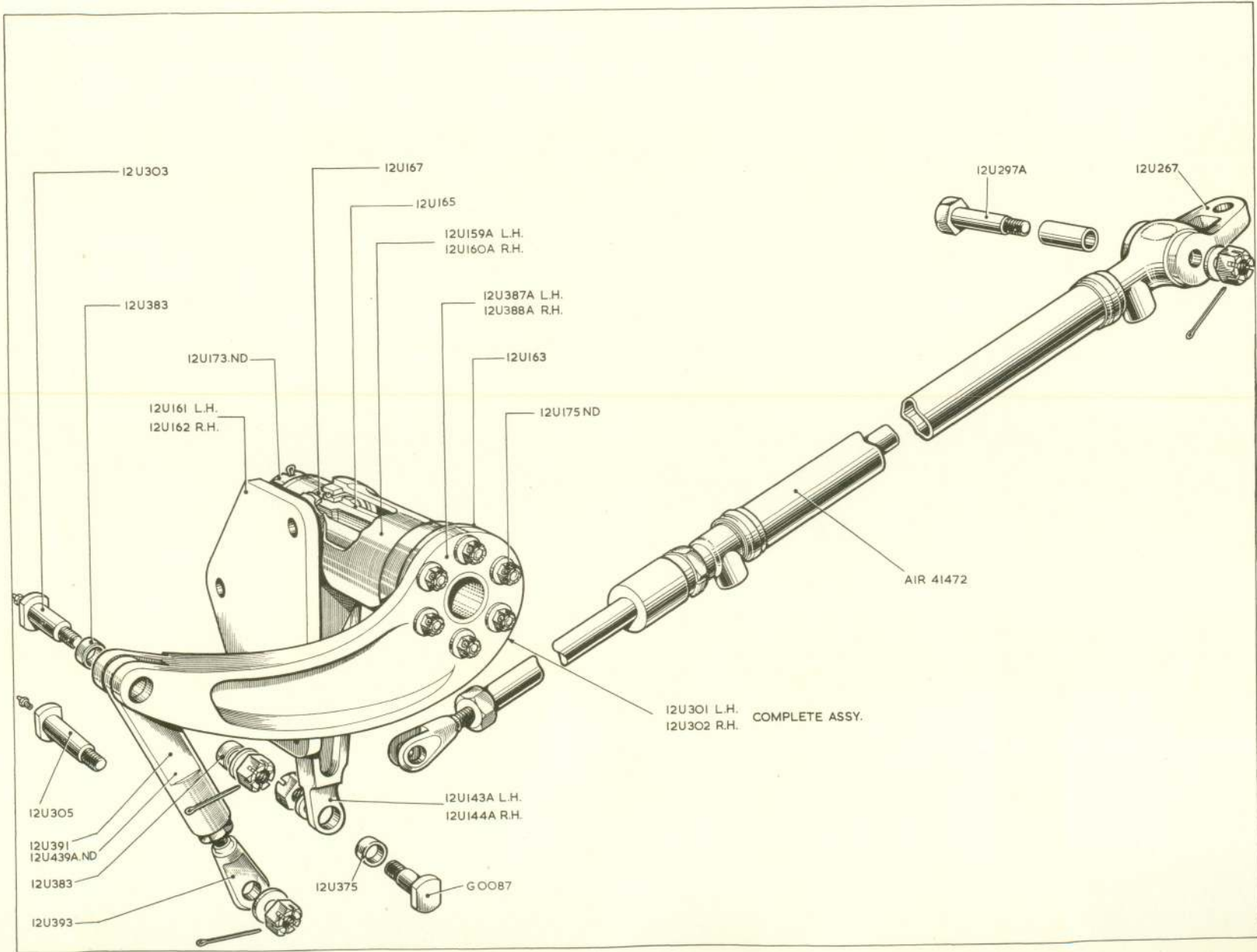
Plate CCI



CD.1.

**ALIGHTING GEAR
 MAIN UNDERCARRIAGE
 WHEEL DOOR LOCK MECHANISM**

CD.1.



CE.1.

**ALIGNING GEAR
MAIN UNDERCARRIAGE
WHEEL DOOR RETRACTING MECHANISM**

RESTRICTED

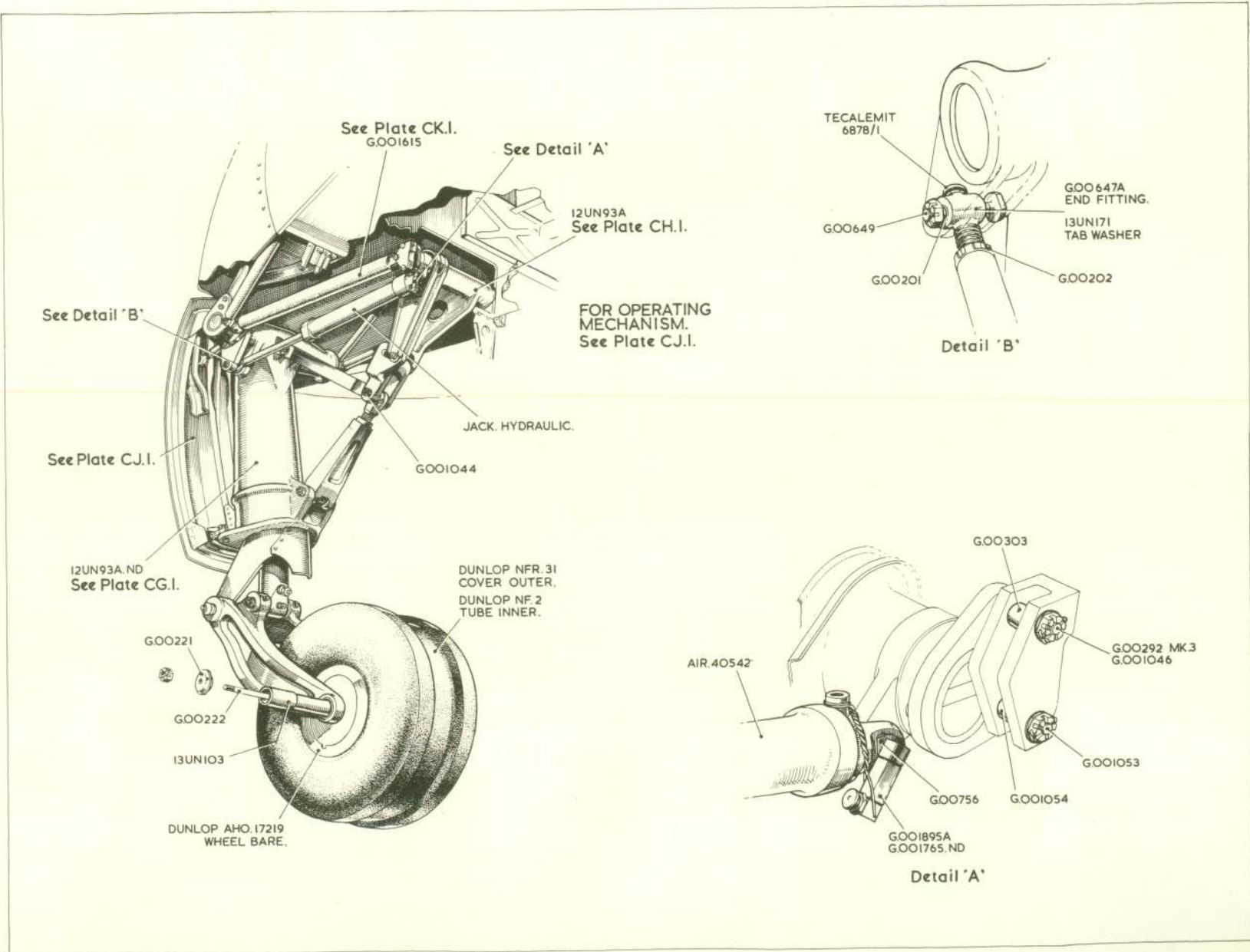
CE.1.

CF.1.

NOSEWHEEL ARRANGEMENT

ALIGNING GEAR

CF.1.

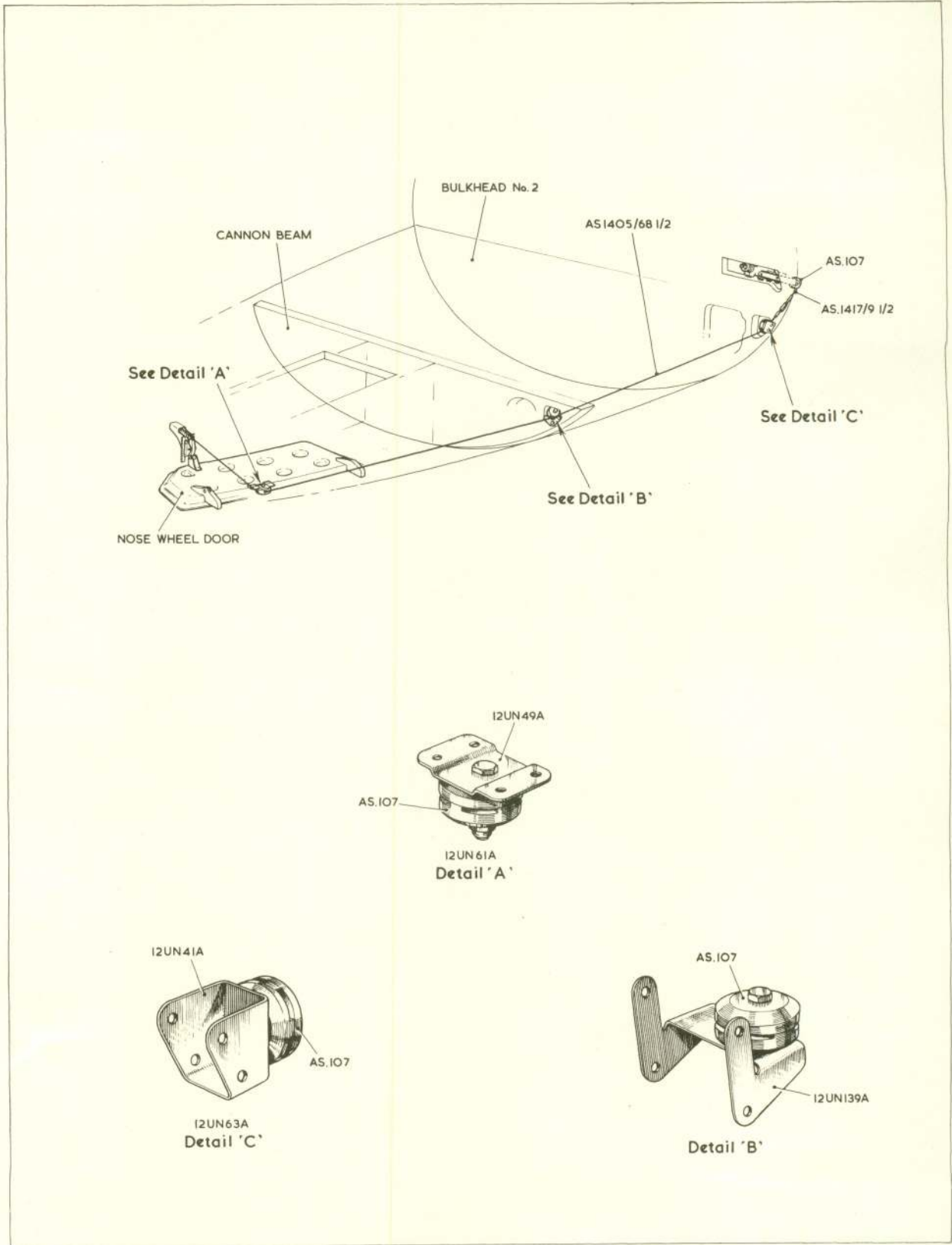


RESTRICTED

Venom FB Mk. 4

RESTRICTED

Plate CF1

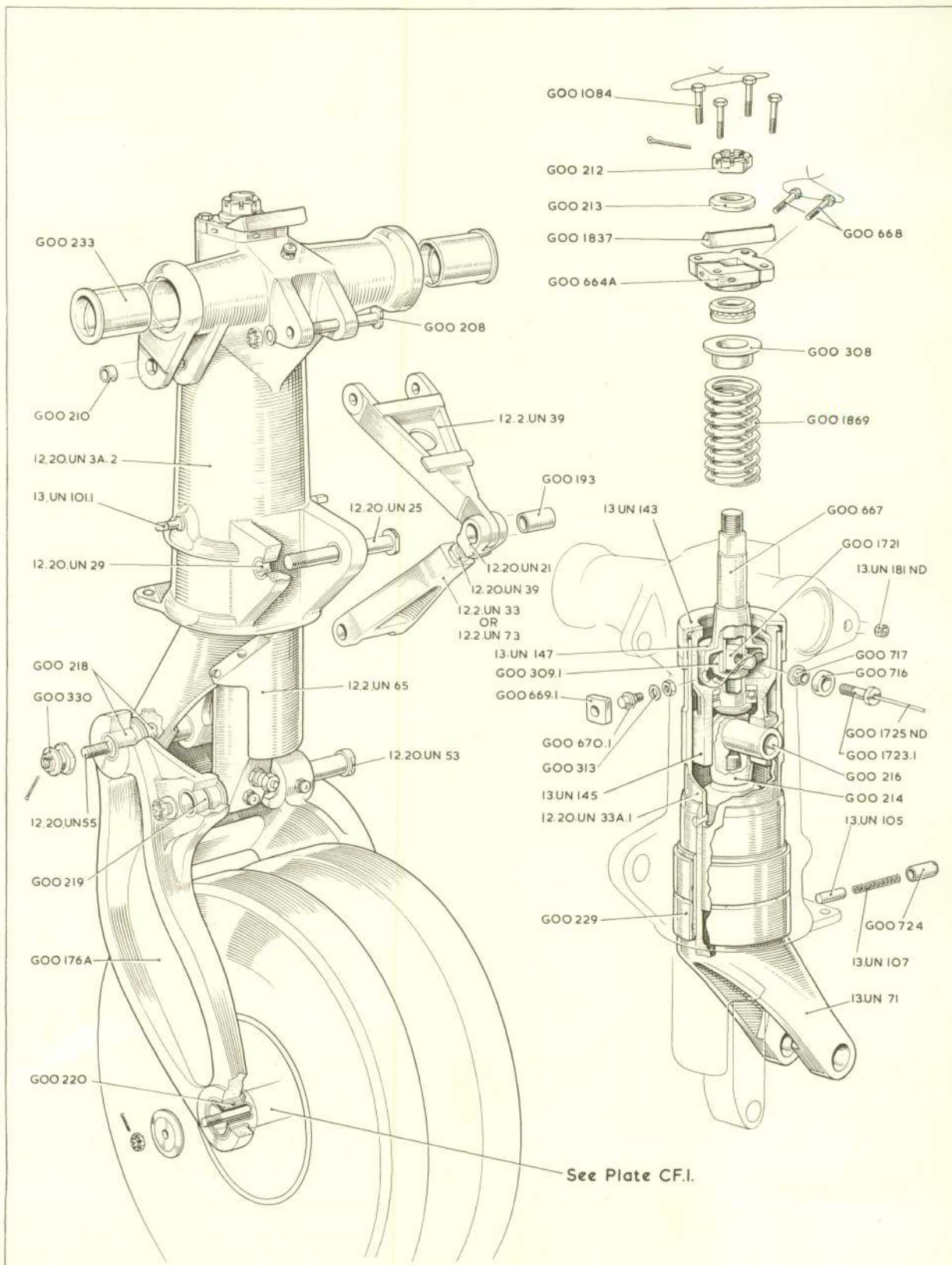


CF. 2.

ALIGHTING GEAR

CF. 2.

NOSEWHEEL ARRANGEMENT

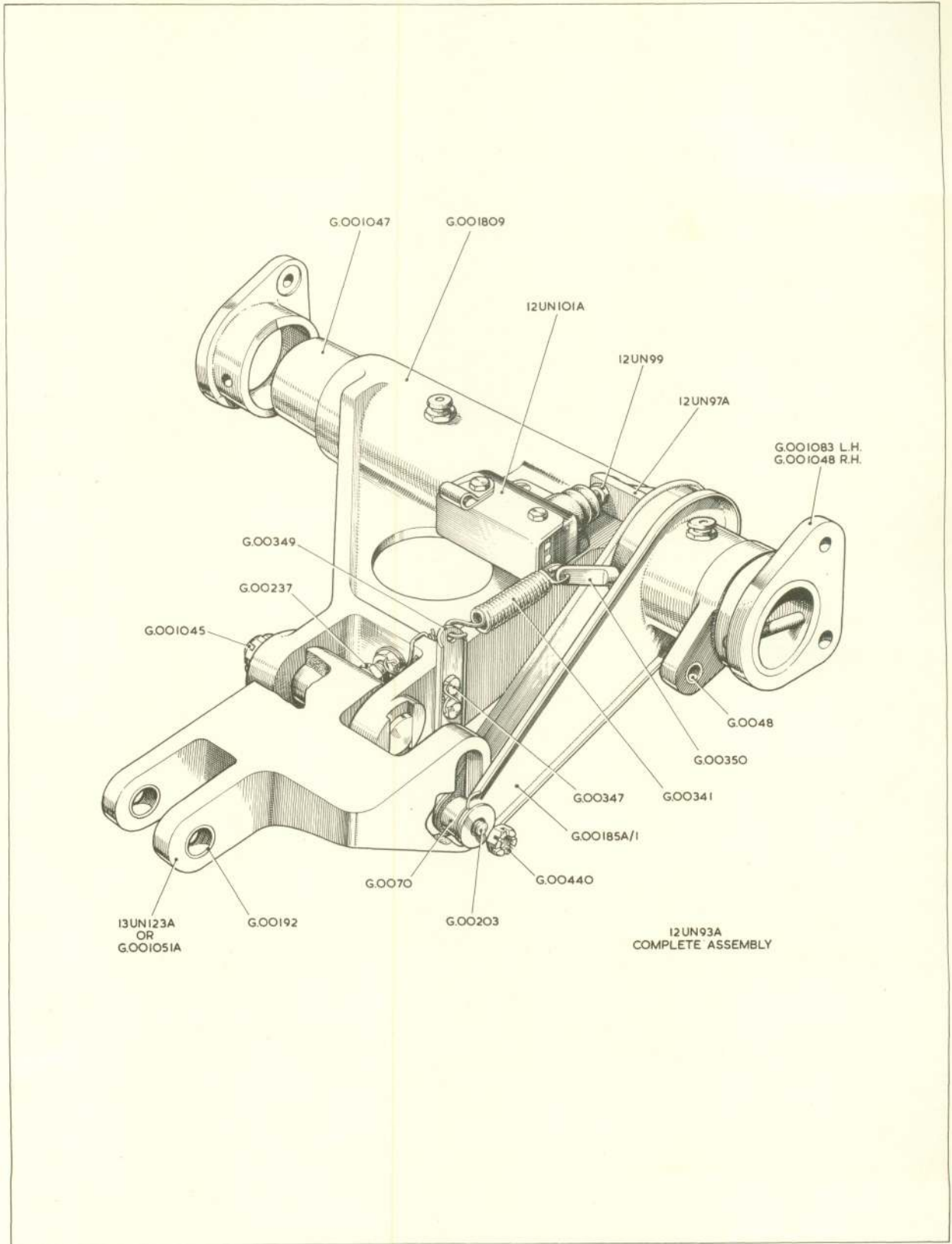


CG.I.

ALIGHTING GEAR

CG.I.

NOSEWHEEL COMPRESSION LEG

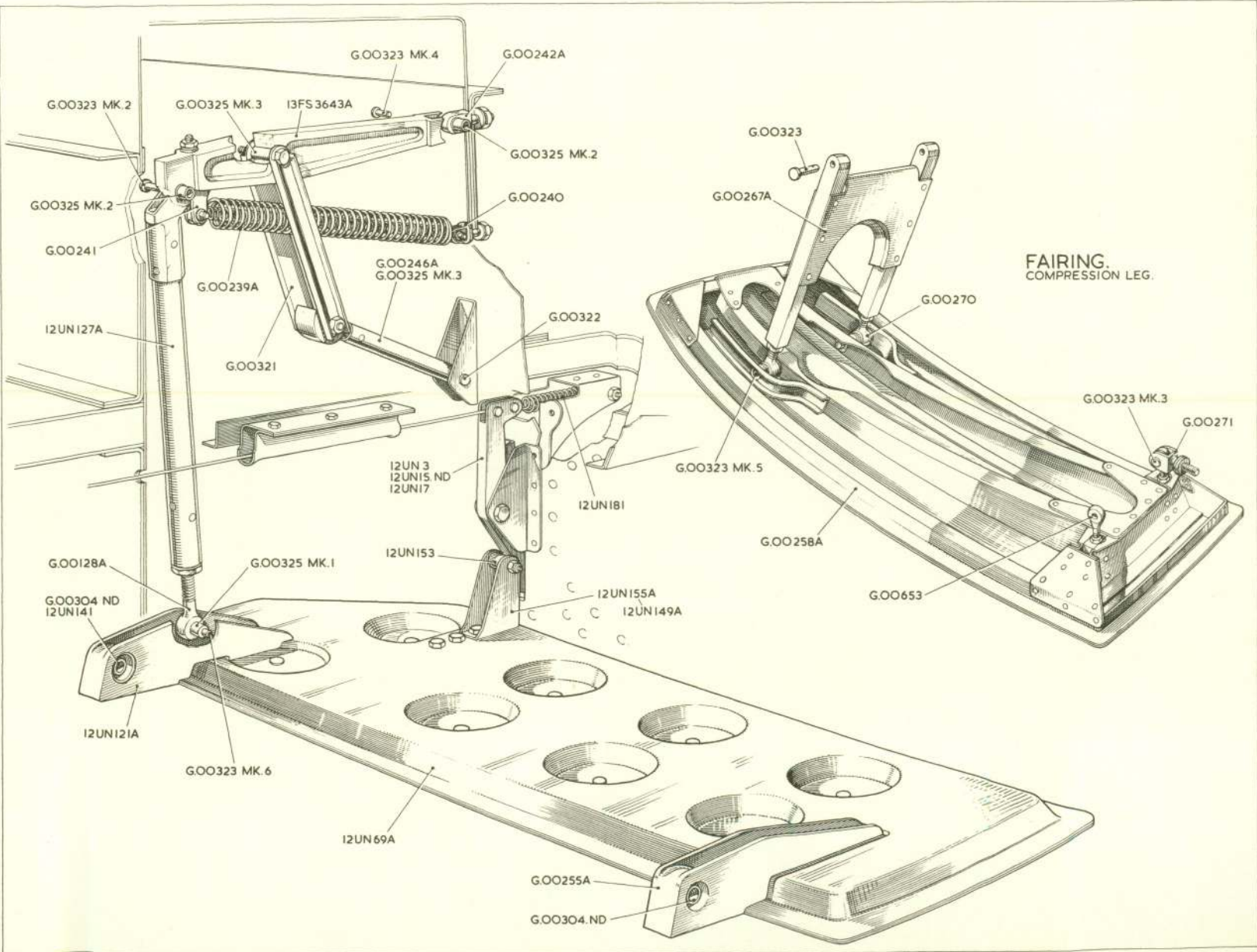


CH.I.

ALIGHTING GEAR

CH.I.

RADIUS ROD NOSEWHEEL

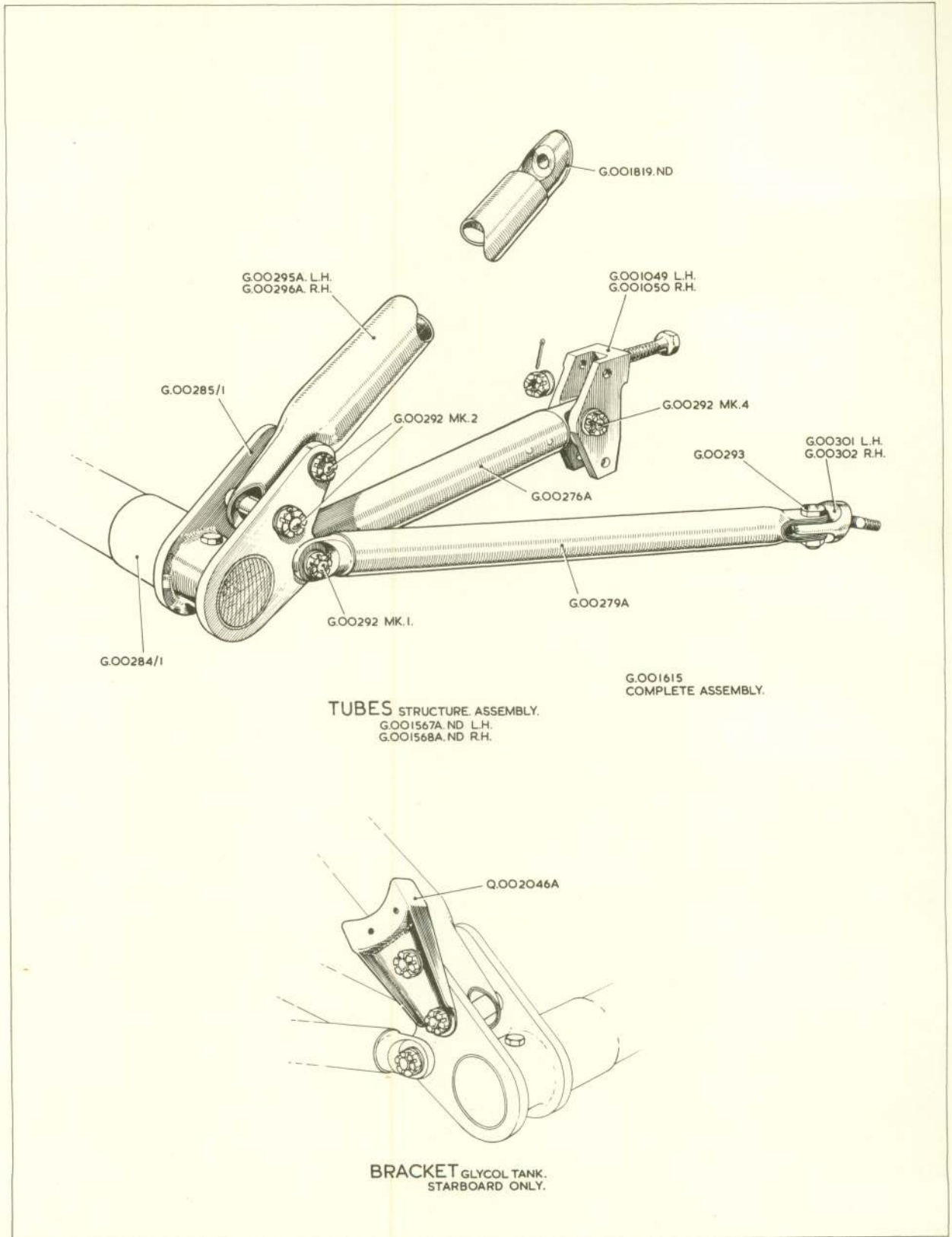


C/1.

**ALIGHTING GEAR
NOSEWHEEL FAIRING,
DOOR, AND OPERATING MECHANISM**

C/1.

RESTRICTED



CK.I.

ALIGHTING GEAR

CK.I.

NOSEWHEEL TOP STRUCTURE

HAND INK ALTERATIONS

Insert in the "Plate No." Column the following plate numbers against the undermentioned Part Numbers :—

PAGE C.1

Ref. No.	Part No.	Plate No.	Ref. No.	Part No.	Plate No.
	12 U 1	C.1	27A/2576	DR.0920	C.1
	12 U 2	C.1	26FC/651	G.0087	C.1
1141	12 W 4041A	C.1	26FC/6446	G.001901	C.1
1142	12 W 4042A	C.1	52	12 U 85	C.1
50	12 U 359	C.1	27M/609	AIR.41684	C.1
51	12 U 361A	C.1		12 U 11A/1	C.1
27G/4055	AH.9074/1	C.1		12 U 12A/1	C.1
			26FC/4286	G.001571	C.1

PAGE C.2

Ref. No.	Part No.	Plate No.	Ref. No.	Part No.	Plate No.
	12 U 89	C.1	5CW/4638	†	C.1
10100	12 U 9A/2	C.1	27A/2713	†	C.1
10101	12 U 10A/2	C.1	27A/3251	†	C.1
26FC/3863	G.001059	C.1	27A/2712	†	C.1
49	12 U 307	C.1			

PAGE CA.1

Ref. No.	Part No.	Plate No.	Ref. No.	Part No.	Plate No.
	12 U 11A/1	CA.1	75	12 U 57	CA.1
	12 U 12A/1	CA.1	862	12 U 21	CA.1
74	12 U 51	CA.1	863	12 U 22	CA.1
26FC/659	G.0073	CA.1	916	12 U 47	CA.1
27M/688	AIR 65880	CA.1	71	12 U 45	CA.1
27M/689	AIR 65881	CA.1	28D/12633	A.25/7E	CA.1
72	12 U 49A	CA.1	28D/12544	A.25/8E	CA.1
73	12 U 50A	CA.1	26FC/10062	G.001014	CA.1

PAGE CB.1

Ref. No.	Part No.	Plate No.	Ref. No.	Part No.	Plate No.
10100	12 U 9A/2	CB.1	69	12 U 315A	CB.1
10101	12 U 10A/2	CB.1	70	12 U 316A	CB.1
26FC/692	G.00203	CB.1	58	12 U 27A	CB.1
26FC/700	G.00440	CB.1	59	12 U 28A	CB.1
26FC/690	G.0051	CB.1	26FC/667	G.0038	CB.1
26FC/694	G.00357	CB.1	56	12 U 19A	CB.1
26FC/691	G.0069	CB.1	57	12 U 20A	CB.1
3604	12 U 43	CB.1	53	12 U 13	CB.1
65	12 U 65A	CB.1	26FC/3863	G.001059	CB.1
26FC/653	G.0040	CB.1	26FC/697	G.00348	CB.1
64	12 U 63	CB.1	26FC/693	G.00347	CB.1
66	12 U 67	CB.1			

PAGE CB.2

Ref. No.	Part No.	Plate No.	Ref. No.	Part No.	Plate No.
	12 U 75A	CB.1	26FC/702	G.0071	CB.1
	12 U 76A	CB.1	26FC/705	G.00342	CB.1
	12 U 77A	CB.1	5CW/4638	†	CB.1
61	12 U 377	CB.1	67	12 U 69	CB.1
53	12 U 13	CB.1	68	12 U 73	CB.1
26FC/683	G.0090	CB.1	63	12 U 61	CB.1
819	12 U 313	CB.1	62	12 U 59	CB.1
820	12 U 314	CB.1	26FC/701	G.00354	CB.1

RESTRICTED

Issued with AL/2

PART 1

Venom FB Mk.4

HAND INK ALTERATIONS

Insert in the "Plate No." Column the following plate numbers against the undermentioned Part Numbers :-

PAGE CC.1

Ref. No.	Part No.	Plate No.	Ref. No.	Part No.	Plate No.
76	12 U 285A	CC.1	88	12 U 199	CC.1
77	12 U 286A	CC.1	86	12 U 187	CC.1
	12 U 177A/3	CC.1	89	12 U 203	CC.1
	12 U 178A/3	CC.1	90	12 U 211	CC.1
85	12 U 185	CC.1			

PAGE CC.2

Ref. No.	Part No.	Plate No.	Ref. No.	Part No.	Plate No.
	12 U 221A/1	CC.1	26FC/3852	G.001531	CC.1
	12 U 222A/1	CC.1	84	12 U 255A	CC.1
78	12 U 239	CC.1	26FC/725	G.00150	CC.1
82	12 U 245	CC.1	26FC/3158	G.00660	CC.1
83	12 U 246	CC.1	26FC/729	G.00149	CC.1
	12 U 247	CC.1	26FC/730	G.00149 Mk.2	CC.1
79	12 U 241	CC.1	26FC/3159	G.00660 Mk.1	CC.1
2191	12 U 253A	CC.1			
2192	12 U 254A	CC.1			

PAGE CD.1

Ref. No.	Part No.	Plate No.	Ref. No.	Part No.	Plate No.
3563	12 U 139	CD.1	101	12 U 133	CD.1
94	12 U 103	CD.1	100	12 U 131	CD.1
93	12 U 101	CD.1		12 U 115	CD.1
97	12 U 117A	CD.1	99	12 U 129A	CD.1
			103	12 U 137	CD.1

PAGE CD.2

Ref. No.	Part No.	Plate No.	Ref. No.	Part No.	Plate No.
2967	12 U 469	CD.1	108	12 U 309	CD.1
105	12 U 273	CD.1	1298	12 U 401	CD.1
104	12 U 271	CD.1			

PAGE CE.1

Ref. No.	Part No.	Plate No.	Ref. No.	Part No.	Plate No.
	12 U 301	CE.1	111	12 U 159A	CE.1
	12 U 302	CE.1	112	12 U 160A	CE.1
119	12 U 305	CE.1	116	12 U 175ND	CE.1
27M/621	AIR.41472	CE.1		12 U 161	CE.1
26FC/651	G.0087	CE.1		12 U 162	CE.1
117	12 U 297A	CE.1	113	12 U 167	CE.1
	12 U 439A/ND	CE.1	1711	12 U 387A	CE.1
865	12 U 393	CE.1	1712	12 U 388A	CE.1
864	12 U 391	CE.1	941	12 U 383	CE.1
118	12 U 303	CE.1		12 U 143A	CE.1
	12 U 267	CE.1	120	12 U 375	CE.1

PAGE CE.2

Ref. No.	Part No.	Plate No.	Ref. No.	Part No.	Plate No.
115	12 U 173ND	CE.1		12 U 165	CE.1
				12 U 163	CE.1

PAGE CF.1

Ref. No.	Part No.	Plate No.	Ref. No.	Part No.	Plate No.
2194	12 UN 63A	CF.2	544	12 UN 49A	CF.2
542	12 UN 41A	CF.2	866	AS.1405/68½	CF.2
28R/13491	AS.107	CF.2		AS.1417/9½	CF.2
967	12 UN 139A	CF.2		DUNLOP NFR31	CF.1
2193	12 UN 61A	CF.2	26FC/3602	G.00647A	CF.1
				G.00201	CF.1

HAND INK ALTERATIONS

Insert in the "Plate No." Column the following plate numbers against the undermentioned Part Numbers :—

PAGE CF.2

Ref. No.	Part No.	Plate No.	Ref. No.	Part No.	Plate No.
27M/485	AIR.40542	CF.1	26FC/3349	G.00284/1	CK.1
26FC/647	G.00202	CF.1	767	12 UN 93A	CF.1
26FC/6564	12 UN 171	CF.1	26FC/10055	G.001044	CF.1
26FC/4397	G.00756	CF.1	26FC/10057	G.001053	CF.1
26FC/3058	G.00649	CF.1	26FC/623	G.00292 Mk. 3	CF.1
26FC/5897	G.001895A	CF.1	26FC/10056	G.001046	CF.1
26FC/4474	G.001765ND	CF.1		G.001054	CF.1
	12-2UN 93A/ND	CF.1	26FC/764	G.00303	CF.1

PAGE CF.3

Ref. No.	Part No.	Plate No.	Ref. No.	Part No.	Plate No.
	G.001615	CF.1	27A/2069	DUNLOP AHO.17219	CF.1
27A/2071	DUNLOP NF.2	CF.1	26FC/5510	13 UN 103	CF.1
			26FC/750	G.00222	CF.1

PAGE CG.1

Ref. No.	Part No.	Plate No.	Ref. No.	Part No.	Plate No.
1974	12-20UN 3A/2	CG.1	26FC/5509	13 UN 149	CG.1
26FC/614	G.00229	CG.1	26FC/3614	G.00664A	CG.1
26FC/5611	12 UN 143	CG.1		G.00668	CG.1
1363	12-20UN 29	CG.1	26FC/3616	G.001084	CG.1
26FC/3610	G.00210	CG.1	26FC/632	G.00308	CG.1
26FC/615	G.00233	CG.1	26FC/5379	G.00309/1	CG.1
26FC/6710	13 UN 101/1	CG.1	26FC/635	G.00176A	CG.1
26FC/5382	G.001723/1	CG.1	26FC/638	G.00219	CG.1
26FC/4649	G.001725ND	CG.1	26FC/637	G.00218	CG.1
26FC/4183	G.001721	CG.1	26FC/636	G.00220	CG.1
26FC/3556	G.00667	CG.1	26FC/616	G.00330	CG.1
26FC/648	G.00212	CG.1	26FC/6709	12-20UN 55	CG.1
26FC/765	G.00213	CG.1	26FC/5508	13 UN 145	CG.1
26FC/6708	12-20 UN 53	CG.1	1367	12-20UN 21	CG.1
26FC/628	G.00193	CG.1	1365	12-2UN 33	CG.1
26FC/2331	G.00717	CG.1		12-2UN 73	CG.1
			1370	12-20UN 25	CG.1

PAGE CG.2

Ref. No.	Part No.	Plate No.	Ref. No.	Part No.	Plate No.
1366	12-20UN 39	CG.1	26FC/5613	G.001837A	CG.1
1364	12-2UN 39	CG.1	26FC/631	G.00724	CG.1
26FC/617	G.00208	CG.1	26FC/5511	13 UN 105	CG.1
	12-20UN 33A/1	CG.1	26FC/5512	13 UN 107	CG.1
26FC/637	G.00218	CG.1	26FC/2332	G.00716	CG.1
1368	12-2UN 65	CG.1	26FC/5380	G.00669/1	CG.1
26FC/5381	G.00670/1	CG.1	26FC/760	G.00214	CG.1
26FC/746	G.00216	CG.1	26FC/5612	G.001869	CG.1

RESTRICTED

Issued with AL/2

PART 1

Venom FB Mk. 4

HAND INK ALTERATIONS

Insert in the "Plate No." Column the following plate numbers against the undermentioned Part Numbers :-

PAGE CH.1

Ref. No.	Part No.	Plate No.	Ref. No.	Part No.	Plate No.
767	12 UN 93A	CH.1	26FC/4469	G.001809	CH.1
26FC/692	G.00203	CH.1	26FC/753	G.00349	CH.1
26FC/700	G.00440	CH.1	26FC/693	G.00347	CH.1
26FC/10031	G.001045	CH.1		G.00185A/1	CH.1
26FC/752	G.00237	CH.1	694	12 UN 99	CH.1
695	12 UN 101A	CH.1	693	12 UN 97A	CH.1
26FC/754	G.00350	CH.1	26FC/10035	G.001083	CH.1
26FC/10034	G.001051A	CH.1	26FC/10033	G.001048	CH.1
26FC/6465	13 UN 123A	CH.1	26FC/3504	G.0070	CH.1
26FC/644	G.00192	CH.1	26FC/758	G.00341	CH.1
			26FC/10032	G.001047	CH.1

PAGE CJ.1

Ref. No.	Part No.	Plate No.	Ref. No.	Part No.	Plate No.
26FC/596	G.00267A	CJ.1	1267	12 UN 153	CJ.1
26FC/593	G.00270	CJ.1	547	12 UN 121A	CJ.1
26FC/600	G.00323	CJ.1		G.00304ND	CJ.1
41	12 UN 69A	CJ.1	26FC/591	G.00255A	CJ.1
	12 UN 149A	CJ.1		G.00304ND	CJ.1
	12 UN 155A	CJ.1		12 UN 141	CJ.1

PAGE CJ.2

Ref. No.	Part No.	Plate No.	Ref. No.	Part No.	Plate No.
26FC/721	G.00128A	CJ.1	26FC/588	G.00240	CJ.1
	G.00325 Mk. 1	CJ.1	26FC/589	G.00241	CJ.1
26FC/605	G.00323 Mk. 6	CJ.1	26FC/594	G.00271	CJ.1
26FC/592	G.00242A	CJ.1	548	12 UN 3	CJ.1
26FC/1057	G.00258A	CJ.1		12 UN 15ND	CJ.1
26FC/3082	G.00653	CJ.1	550	12 UN 17	CJ.1
26FC/604	G.00323 Mk. 5	CJ.1	26FC/597	G.00246A	CJ.1
26FC/602	G.00323 Mk. 3	CJ.1	26FC/609	G.00325 Mk. 3	CJ.1
			28P/12462	SP3/C 8	CJ.1

PAGE CJ.3

Ref. No.	Part No.	Plate No.	Ref. No.	Part No.	Plate No.
551	12 UN 127A	CJ.1	26FC/609	G.00325 Mk. 3	CJ.1
26FC/601	G.00323 Mk. 2	CJ.1	26FC/608	G.00325 Mk. 2	CJ.1
26FC/6986	13 FS 3643A	CJ.1	26FC/603	G.00323 Mk. 4	CJ.1
6053	12 UN 181	CJ.1	26FC/610	G.00239A	CJ.1

PAGE CK.1

Ref. No.	Part No.	Plate No.	Ref. No.	Part No.	Plate No.
	G.001615	CK.1	26FC/560	G.00292 Mk. 2	CK.1
26FC/3482	G.001049	CK.1	26FC/573	Q.002046A	CK.1
26FC/3483	G.001050	CK.1	26FC/568	G.00276A	CK.1
26FC/565	G.00301	CK.1	26FC/569	G.00279A	CK.1
26FC/566	G.00302	CK.1	26FC/570	G.00295A	CK.1
26FC/4059	G.001567A/ND	CK.1	26FC/571	G.00296A	CK.1
26FC/4060	G.001568A/ND	CK.1	26FC/561	G.00292 Mk. 4	CK.1
26FC/3350	G.00285/1	CK.1	26FC/447	G.00293	CK.1
26FC/559	G.00292 Mk. 1	CK.1	26FC/6553	G.001819ND	CK.1

This file was downloaded
from the RTFM Library.

Link: www.scottbouch.com/rtfm

Please see site for usage terms,
and more aircraft documents.

