

PART VI

ILLUSTRATIONS

KEY TO FIGS. 1, 2, and 3

1. Cockpit temperature selector.
2. Cockpit temperature control.
3. Cockpit pressure master on/off switch.
4. Cockpit pressure warning test switch.
5. Radar test switch.
6. Tailplane motor circuit-breaker.
7. Hood motor circuit-breaker.
8. Undercarriage emergency air bottle pressure gauge.
9. Flaps emergency air bottle pressure gauge.
10. Brakes accumulator pressure gauge.
11. Crowbar.
12. L.P. cock control.
13. Airbrake test switch.
14. Hood jettison indicator (one of four).
15. D.M.E. control.
16. Throttle damper.
17. Hood motor clutch lever.
18. Hood motor control switch.
19. Press-to-transmit switch.
20. Airbrake control switch.
21. Isolating valve switch (not in use).
22. Combined rudder and aileron trim position indicator.
23. Combined rudder and aileron trim switch and aileron trim locking guard
24. H.P. cock control and relight button.
25. Tailplane standby control switch.
26. Selector dimmer control.
27. Triple pressure gauge.
28. Telebriefing push switch and warning light.
29. Undercarriage emergency lowering control.
30. Radar range on/off switch and indicator.
31. Undercarriage warning light.
32. Undercarriage position indicator.
33. Airbrake position indicator.
34. Undercarriage selector pushbuttons.
35. Flaps emergency lowering control.
36. Hydraulic failure warning light.
37. Powered controls indicators.
38. Flaps selector and position indicator.
39. Powered controls selector switches.
40. Hood jettison control.

41. Tailplane trim position indicator.
42. GGS emergency lowering control.
43. GGS master switch.
44. Radar range locked on light.
45. E2 compass.
46. Windscreen de-icing switch.
47. Fire-extinguisher pushbutton and warning light.
48. Accelerometer.
49. D.M.E. indicator.
50. Cockpit altimeter.
51. Cockpit pressure warning light.
52. Oxygen contents gauge.
53. G45 camera aperture switch.
54. Cockpit pressure audio warning cut-out switch.
55. Fuel pressure warning indicator.
56. Mk. 17 oxygen regulator.
57. Tailplane motor main control switch.
58. Generator failure warning lights.
59. Ignition switch.
60. Starter pushbutton.
61. Starter master switch.
62. Pitot head heater switch.
63. G45 camera switch.
64. Battery master switch.
65. Rudder pedal adjuster control.
66. Fuel transfer failure indicators.
67. Fuel contents check switch.
68. Fuel contents gauges.
69. Booster pumps switches.
70. *Not fitted*
71. Emergency lamps switch.
72. Cockpit lighting switches.
73. Anti-G on/off control.
74. Anti-G test button.
75. Anti-G pressure gauge.
76. Butt test switch.
77. Booster pumps ammeter test socket
78. Booster pumps circuit-breakers.
79. Starter circuit-breakers.
80. Booster pumps test switch.
81. Mk. 4F compass test panel.
82. Inverter circuit-breakers.
83. Inverter test switch.
84. VHF control units.
85. VHF control unit changeover switch.
86. IFF switches (four).
87. Emergency oxygen manual control.
88. Navigation lights switch.
89. Identification lights switch.

11

12

13

14

15

16

10

9

8

7

6

5

4

3

2

1

17

18

19

20

21

22

23

24






FIG
1

COCKPIT — PORT SIDE

FIG
1





This file was downloaded
from the RTFM Library.
Link: www.scottbouch.com/rtfm

Please see site for usage terms,
and more aircraft documents.

