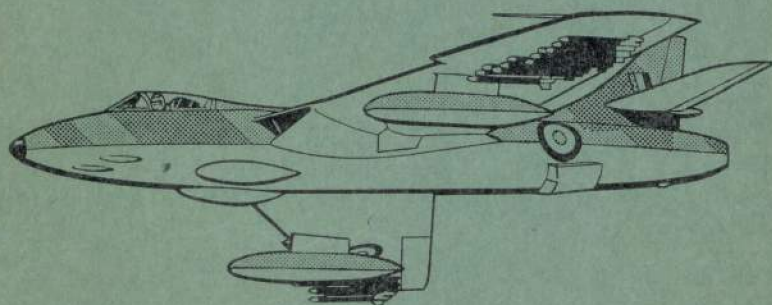


RESTRICTED

JAMES  
A.P. 4347D—P.N.

3rd Edition  
January, 1958

# PILOT'S NOTES HUNTER F.4



Prepared by Direction  
of the  
Minister of Supply

Promulgated by Command  
of the  
Air Council

*R. Musgrave for J. Dean.*

RESTRICTED

RESTRICTED

AIR MINISTRY  
June, 1960

Amendment List No. 3  
to AP.4347D—P.N.  
Pilot's Notes

HUNTER F4

NOTE.—1. This Amendment List also covers the following Special Flying Instructions and Modifications:—

- (a) S.F.I. Hunter/38, 63 and 65
  - (b) Mod. Hunter 848, 907, 919  
Martin Baker 271, 293, 387, 491
2. When a manuscript amendment is made, *endorse* the adjacent margin "A.L.3".
3. When the Amendment List is fully incorporated:—
- (a) *Affix* this sheet to the inside front cover of the Notes.
  - (b) *Certify* its incorporation on page I of the Notes.

PAGE	PARA.	AMENDMENT
7	List of Contents	Para. 52. Amend "G45" to read "G90".
35	36	Amend by slip herewith.
39	—	Amend by page herewith.
40	41 (c)	Amend by slip herewith.
43	52	Amend "G45" to read "G90".
44	—	Amend by page herewith.
48	58 (e)	Amend by slip herewith.
60	63 (e) (ii)	Amend by slip herewith.
67	Oxygen Check (cont.)	Amend by slip herewith.
71	71 (cont.)	Amend by slip herewith.
81-82	—	Amend by two pages herewith.
84	86	Amend by slip herewith.
85	88 (b)	Amend by slip herewith.
95	100 NOTE	Amend by slip herewith.
100	103 (b) (i)	Amend by slip herewith.
104	105 (b)	Amend by slip herewith.
106 (c), 110	109 (f) (ii), (iii)	Amend by slip herewith.
110	112 (j)	Amend by slip herewith.
Inside back cover	Electrics Failure	3. Line 3. Amend to read "Set tailplane to $\frac{1}{2}^{\circ}$ n.u".
Outside back cover	—	Amend by slips herewith.

RESTRICTED

RESTRICTED

NOTES TO USERS

These Notes are complementary to A.P.129 (6th Edition), Flying, and it is assumed that all concerned have a thorough knowledge of the chapters relevant to the operation of this type of aircraft. (See A.M.O. A.293/55.)

Additional copies may be obtained by the station publications officer by application on R.A.F. Form 294A, in quadruplicate, to Command Headquarters for onward transmission to A.P.F.S. (see A.P.113A). The number of this publication must be quoted in full—A.P.4347D—P.N. (3rd Edition).

Comments and suggestions should be forwarded to Officer Commanding, Handling Squadron, Royal Air Force, Boscombe Down, Wilts.

AMENDMENTS

Amendment lists will be issued as necessary and will be gummed for affixing to the inside front cover of these notes. Each amendment list will, where applicable, be accompanied by gummed slips for sticking in the appropriate places in the text.

Each amendment list will give a list of all Special Flying Instructions and/or Modifications which are covered thereby. Incorporation of an amendment list must be certified by inserting date of incorporation and initials below.

A.L. No.	INITIALS	DATE	A.L. No.	INITIALS	DATE
1	G.S.W.	22/6/58	4		
2	Stw	9/11/60.	5		
3	Stw	9/11/60.	6		

RESTRICTED

# HUNTER F.4

## LIST OF ASSOCIATED AIR PUBLICATIONS AND AIR DIAGRAMS

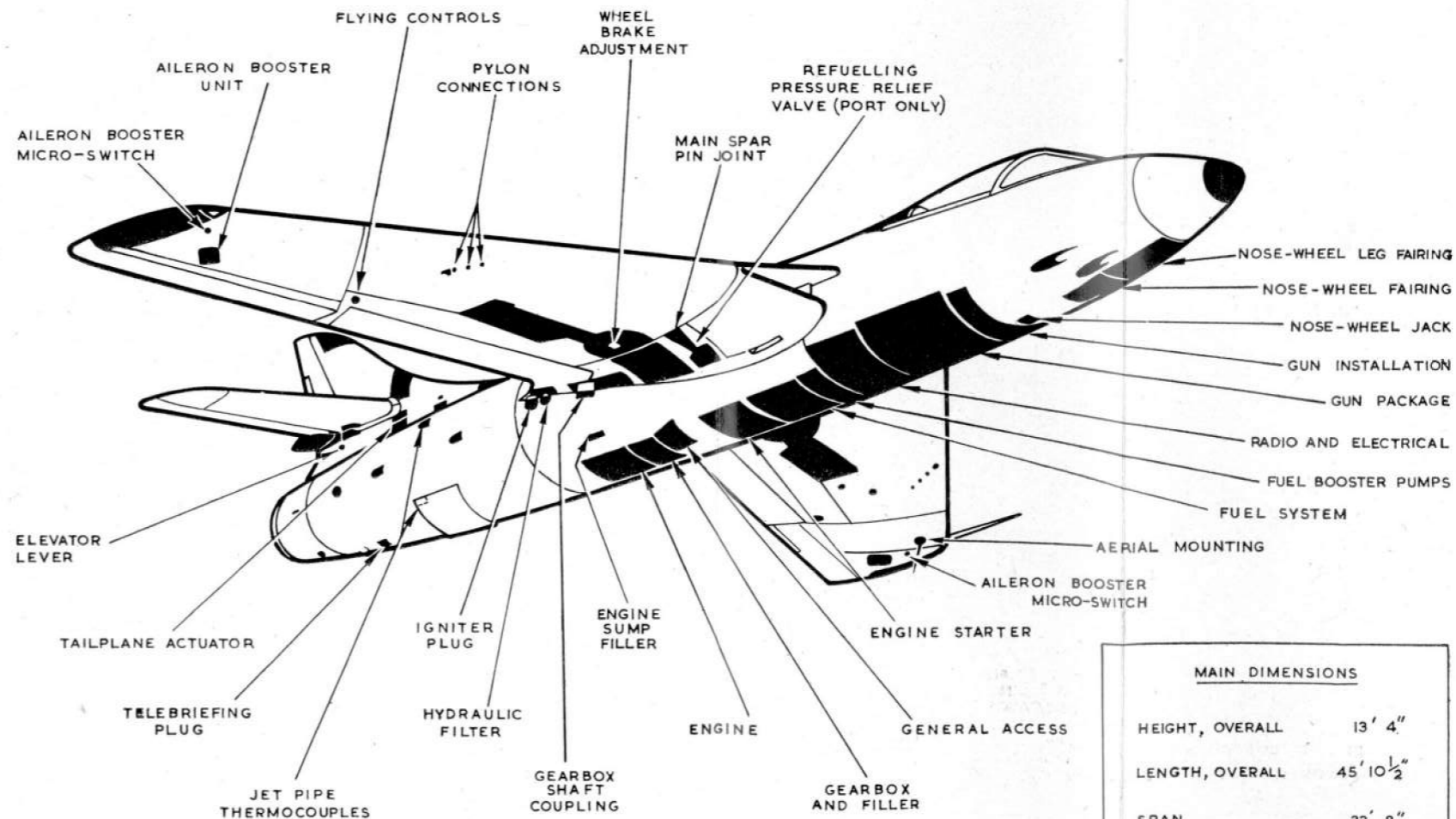
### A.P.

Aden 30 mm. guns .. .. .	1641S
Avon Mk. 115 and 121 engines .. ..	4321G, J, L, N and U
Cine cameras and accessories .. ..	1355
Ejection seats, R.A.F., aircraft, Mk. 2 series	4288B
Electrical equipment manuals .. ..	1095 series 4343 series
Fuel system components—Lucas .. ..	4282A
Gyro gunsights .. .. .	1275E
Hydraulic equipment, Dowty .. ..	1803D
Hydraulic servicing trolley .. .. .	2306B
Instrument manuals .. .. .	1275 series
Powered flying control units—Fairey ..	4601A
Pressure cabin testing, servicing trolley ..	2306G
Pressurizing and air conditioning equipment	4340
Pressure fuelling equipments .. ..	4511
Rotol accessory gearboxes and drives ..	2240A
Starting systems for aero engines .. ..	1181 series
Undercarriage equipment, Dowty .. ..	1803E

### A.D.

Servicing ejection gun .. .. .	5731
Cabin pressure, heating and ventilation ..	5671
Electrical installation .. .. .	5672
Emergency exit .. .. .	5673
Flying controls and lubrication .. ..	5674
Fuel system .. .. .	5675
Gun package installation .. .. .	5676
Hydraulic system .. .. .	5677
Lubrication, undercarriage and cockpit ..	5678
Power unit installation .. .. .	5679

# HUNTER F.4

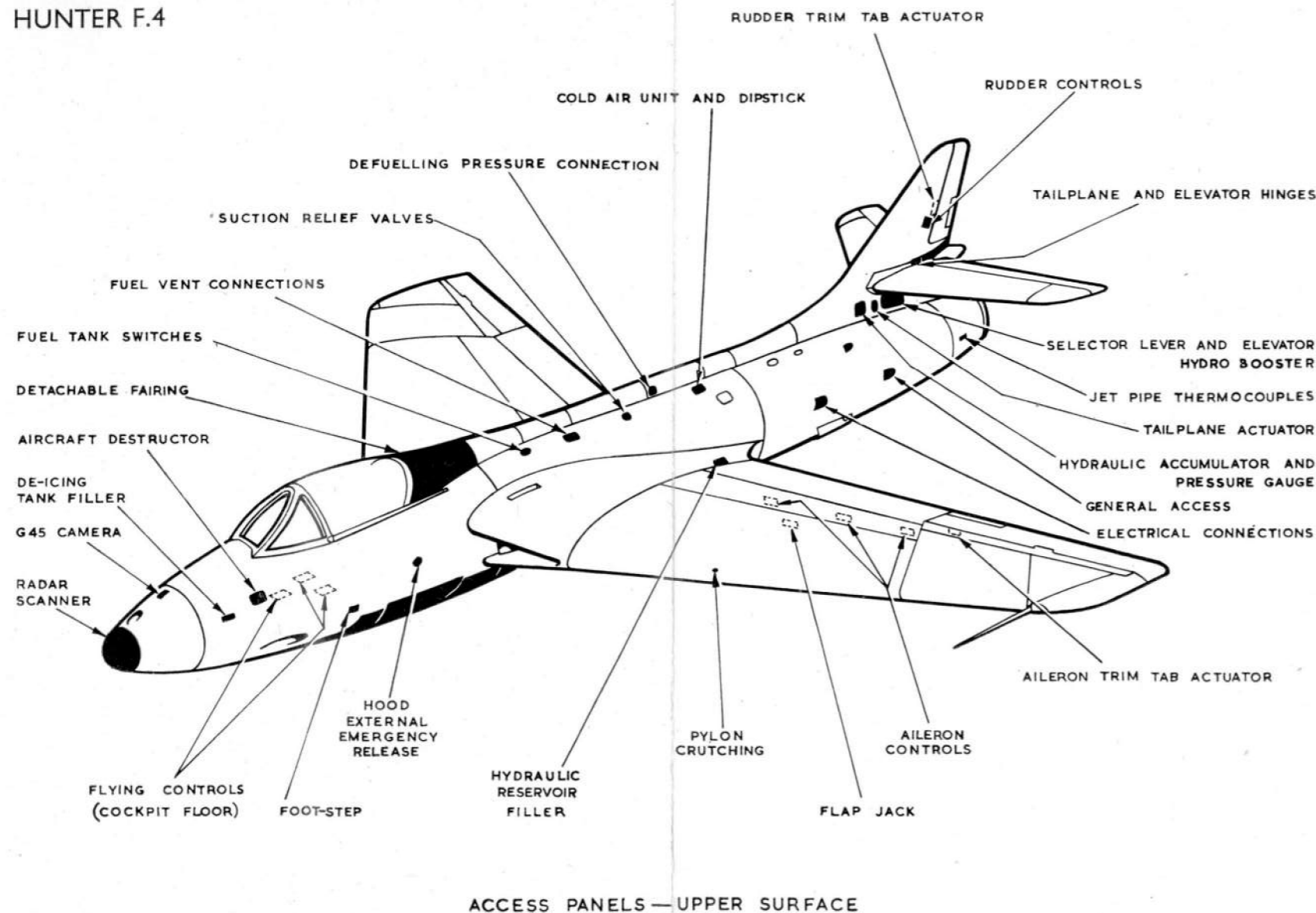


ACCESS PANELS—UNDER SURFACE

### MAIN DIMENSIONS

HEIGHT, OVERALL	13' 4"
LENGTH, OVERALL	45' 10 1/2"
SPAN	33' 8"

# HUNTER F.4



AIR MINISTRY  
January, 1958

A.P.4347D—P.N.  
*Pilot's Notes*  
3rd Edition

## HUNTER F.4

### LIST OF CONTENTS

NOTE.—This edition cancels the 2nd Edition issued in May 1956.

### ILLUSTRATIONS IN TEXT

	Page
Frontispiece .. .. .	3 and 4
Fuel system .. .. .	12
Hydraulic system .. .. .	20
Detail of aileron booster jack .. .. .	25
Flying controls locking gear .. .. .	31
Cockpit pressurization .. .. .	36
False anchorages .. .. .	58 and 59

### PART I—DESCRIPTIVE

	Para.
Introduction .. .. .	1

### FUEL SYSTEM

Fuel tanks and gauges .. .. .	2
Fuel transfer system .. .. .	3
Fuel feed to engine .. .. .	4
Booster-pumps control .. .. .	5
L.P. fuel cock .. .. .	6

### ENGINE CONTROLS

Variable swirl vanes and air bleed valves .. .. .	7
Engine starting system .. .. .	8
Restarting in flight system .. .. .	9
Throttle control .. .. .	10
H.P. pumps .. .. .	11
H.P. pump isolating valve and warning light (Avon Mod. 748) .. .. .	12
H.P. fuel cock .. .. .	13
J.p.t. control .. .. .	14
Engine instruments and anti-icing .. .. .	15
Oil system .. .. .	16
Engine fire-extinguishing equipment .. .. .	17

MAIN SERVICES		Para.
Hydraulic system .. .. .	..	18
Electrical system (24 volt) .. .. .	..	19
POWERED FLYING CONTROLS AND TRIMMERS		
Flying controls operation .. .. .	..	20
Controls and indicators .. .. .	..	21
Aileron feel and trim .. .. .	..	22
Elevator feel and trim .. .. .	..	23
Electric follow-up tail .. .. .	..	24
OTHER AIRCRAFT CONTROLS		
Rudder pedals adjustment .. .. .	..	25
Flying controls locking gear .. .. .	..	26
Trimming tab controls .. .. .	..	27
Undercarriage control and position indicator .. .. .	..	28
Undercarriage emergency operation .. .. .	..	29
Flaps control and position indicator .. .. .	..	30
Flaps emergency operation .. .. .	..	31
Airbrake control .. .. .	..	32
Wheel brakes control .. .. .	..	33
Electrically-operated flight instruments .. .. .	..	34
COCKPIT EQUIPMENT AND CONTROLS		
Hood operation .. .. .	..	35
Hood jettisoning .. .. .	..	36
Cockpit pressurization, heating and de-misting .. .. .	..	37
Windscreen de-icing system .. .. .	..	38
Anti-G suit system .. .. .	..	39
Ejection seat Mk. 2H .. .. .	..	40
Oxygen system .. .. .	..	41
Internal lighting .. .. .	..	42
External lighting .. .. .	..	43
Accelerometer .. .. .	..	44
Pressure head heater .. .. .	..	45
Emergency equipment .. .. .	..	46
RADIO AND RADAR CONTROLS		
VHF equipment .. .. .	..	47
IFF Mk. 3 GR (ARI 5131) .. .. .	..	48
DME Rebecca Mk. 7 (ARI 5849) or Mk. 8 (ARI 23013) .. .. .	..	49
Radar ranging (ARI 5820) .. .. .	..	50

ARMAMENT CONTROLS		Para.
Gyro gunsight Mk. 5 .. .. .	..	51
<del>G45</del> <sup>G40</sup> and recorder cameras .. .. .	..	52
Gun firing .. .. .	..	53
Bomb/RP release .. .. .	..	54
Drop tank jettisoning .. .. .	..	55
'Clear Aircraft' switch .. .. .	..	56

## PART II—LIMITATIONS

Engine limitations—Avon Mks. 115 and 121 ..	57
Flying limitations .. .. .	58

## PART III—MANAGEMENT OF SYSTEMS AND USE OF EQUIPMENT

Management of the fuel system .. .. .	59
Engine handling .. .. .	60
Management of the pressurization and flood flow system .. .. .	61
Management of the engine anti-icing system ..	62
Management of the powered flying controls ..	63
Management of the electrical system .. .. .	64
Use of ejection seat equipment .. .. .	65

## PART IV—HANDLING

### STARTING, TAXYING AND TAKE-OFF

External checks .. .. .	66
Cockpit and pre-start checks .. .. .	67
Starting the engine .. .. .	68
Checks after starting .. .. .	69
Taxying .. .. .	70
Checks before take-off .. .. .	71
Take-off .. .. .	72

### HANDLING IN FLIGHT

Climbing .. .. .	73
Flying controls .. .. .	74
Flying at forward C.G. .. .. .	75
Flying with external stores .. .. .	76
Flying for endurance .. .. .	77
Flying at reduced speed .. .. .	78
Flying with the hood open .. .. .	79

	Para.
Flying in severe turbulence .. .. .	80
Low speed stalling .. .. .	81
High speed stalling .. .. .	82
Spinning .. .. .	83
Flying at high airspeed .. .. .	84
Flying at high mach number (with power-assisted elevator) .. .. .	85
Flying at high mach number (with full-power elevator) .. .. .	86
Aerobatics .. .. .	87

## CIRCUIT PROCEDURE AND LANDING

Circuit procedure .. .. .	88
Landing .. .. .	89
Instrument approach .. .. .	90
Flapless landing .. .. .	91
Cross-wind landing .. .. .	92
Checks after landing .. .. .	93
Stopping the engine .. .. .	94

## FLYING IN MANUAL

Selecting Manual .. .. .	95
Flying in Manual .. .. .	96
Landing in Manual .. .. .	97
Re-selecting Power .. .. .	98

## PART V—EMERGENCY HANDLING

Engine failure and flame out .. .. .	99
Relighting .. .. .	100
Action in the event of fire .. .. .	101
Hydraulic system failures .. .. .	102
Action in the event of electrical failure .. .. .	103
Undercarriage and flaps emergency operation .. .. .	104
Cockpit pressure failure .. .. .	105
Emergency use of oxygen .. .. .	106
Hood jettisoning .. .. .	107
Drop tank jettisoning .. .. .	108
Forced landing procedure .. .. .	109
Landing with an undercarriage unit not locked down .. .. .	110
Landing with a burst tyre .. .. .	111
Abandoning the aircraft .. .. .	112
Ditching .. .. .	113

## PART VI—OPERATING DATA

	Para.
Loading and C.G. data .. .. .	114
Pressure error corrections .. .. .	115
Fuel consumptions .. .. .	116
Take-off distances .. .. .	117
Snake climbs .. .. .	118
Descents .. .. .	119
Flight planning data .. .. .	120

Page 9  
List of  
Contents  
A.L.2

Altimeter pressure error corrections .. .. .	121
Target towing .. .. .	122

## PART VII—ILLUSTRATIONS

	Fig.
Cockpit—Port side .. .. .	1
Cockpit—Forward view .. .. .	2
Cockpit—Starboard side .. .. .	3

This file was downloaded  
from the RTFM Library.  
Link: [www.scottbouch.com/rtfm](http://www.scottbouch.com/rtfm)  
Please see site for usage terms,  
and more aircraft documents.

