


RESTRICTED

help

2nd Edition
June, 1956

A.P.4347E — P.N.

PILOT'S NOTES HUNTER F.5



Prepared by Direction
of the
Minister of Supply

Promulgated by Order
of the
Air Council

J. R. C. Helms *L. J. Dean.*

RESTRICTED

RESTRICTED

AIR MINISTRY
July, 1958

Amendment List No. 3
to AP.4347E—P.N.
Pilot's Notes
(2nd Edition)

HUNTER F.5

- NOTE.—1. Incorporation of this Amendment List must be certified by inserting the date of incorporation and initials in the spaces provided on page 1 of the Notes.
2. When a manuscript amendment is made, the adjacent margin should be endorsed "A.L.3".
3. This Amendment List also covers the following Special Flying Instructions:—

S.F.I.'s Hunter/47, 48

4. When the Amendment List is fully incorporated, *affix* this sheet to the inside front cover of the Notes.

PAGE	PARA.	AMENDMENT
14	5 (b) (i)	Amend by gummed slip herewith.
49	—	Amend by gummed page herewith.
50	55 (f) NOTE	Amend by gummed slip herewith.
64	65 (a)	Amend last four lines by gummed slip herewith.
65	65 (e) (h)	Amend by gummed slip herewith.
75	75 (a)	Amend by gummed slip herewith.
76-78	—	Amend by three gummed pages herewith.

47	52-53	Amend by gummed slip herewith.
49	55 (a) (ii), (b)	Amend by gummed slip herewith.
49	55 (d)	Add "or bombs" after "with drop tanks".
56	59	Amend by gummed slip herewith.
62	62 (contd.) line 1	Amend 3,000 to read 2,850.
77	76 (b), line 5	Amend 3,000 to read 2,850.
82	84	Amend by gummed slip herewith.
84	—	Amend by gummed page herewith.
85	88 (a) (b)	Amend by gummed slip herewith.
86	89 (a) (i) line 2	Amend 3,000 to read 2,850.
92	92 (a)	Delete these four lines.
93	92 (a) contd.	Amend by gummed slip herewith.
100	99	Amend by gummed slip herewith.
Outside back cover	Final checks for landing	"Brakes." Amend 3,000 to read 2,850.

RESTRICTED

NOTES TO USERS

These Notes are complementary to A.P.129 (6th Edition), Flying, and assume a thorough knowledge of the chapters which are relevant to the operation of this type of aircraft. (See A.M.O. A.293/55).

Additional copies may be obtained by the station publications officer by application on R.A.F. Form 294A in quadruplicate to Command Headquarters for onward transmission to A.P.F.S. (see A.P.113A). The number of this publication must be quoted in full—A.P.4347E—P.N. (2nd Edition).

Comments and suggestions should be forwarded to Officer Commanding, Handling Squadron, R.A.F., Boscombe Down, Wilts.

AMENDMENTS

Amendment lists will be issued as necessary and will be gummed for affixing to the inside front cover of these notes. Each amendment list will, where applicable, be accompanied by gummed slips for sticking in the appropriate places in the text.

Incorporation of an amendment list must be certified by inserting date of incorporation and initials below.

A.L. NO.	INITIALS	DATE	A.L. NO.	INITIALS	DATE
1	<i>[Signature]</i>	3-12-58	4		
2	<i>[Signature]</i>	3-12-58	5		
3	<i>[Signature]</i>	3-12-58	6		

RESTRICTED

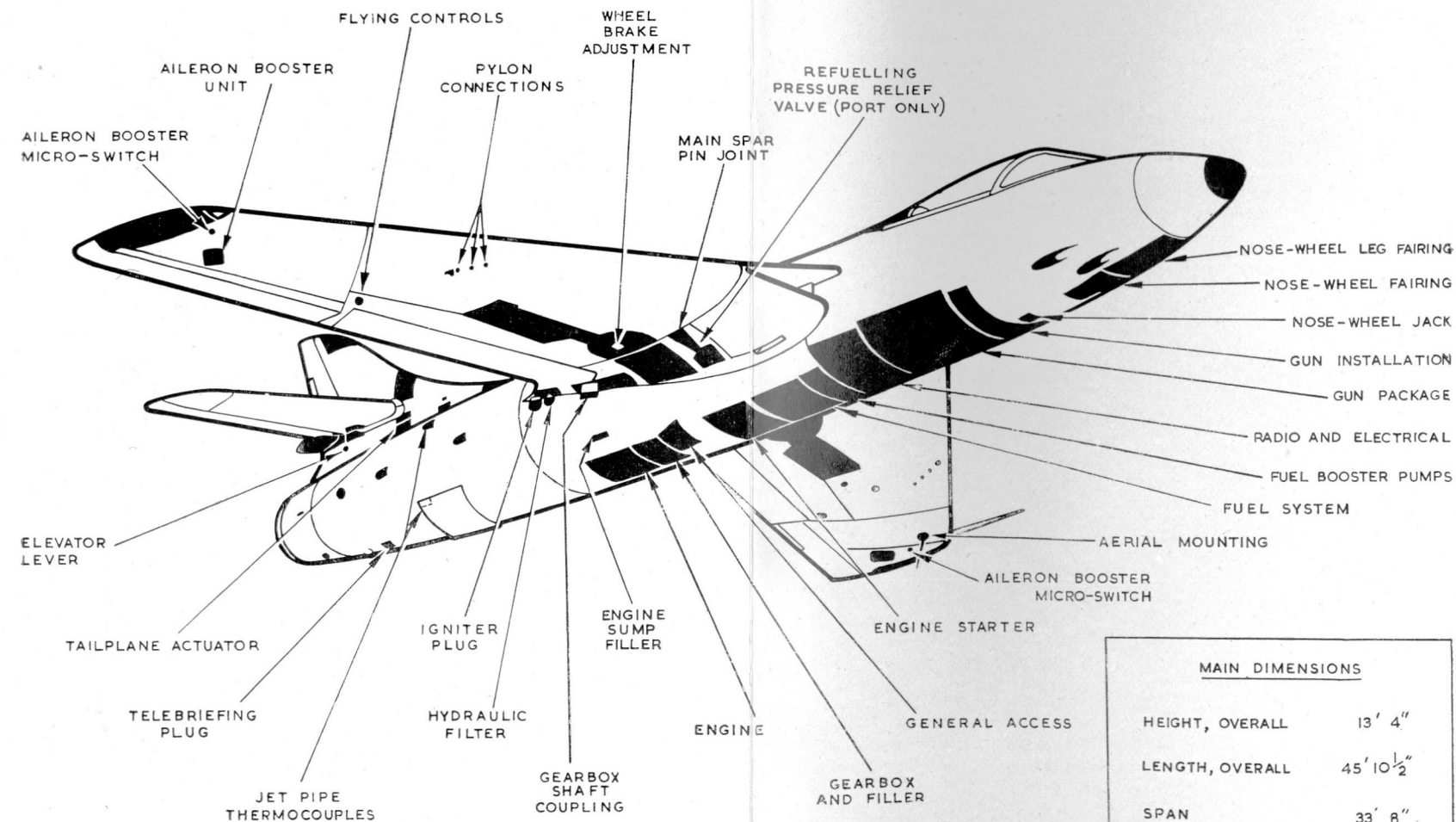
HUNTER F.5

LIST OF ASSOCIATED AIR PUBLICATIONS AND AIR DIAGRAMS

	A.P.
Aden 30 mm. guns	1641S
Cine cameras and accessories	1355
Ejection seats, R.A.F., aircraft, Mk. 2 series	4288B
Electrical equipment manuals	1095 series
	4343 series
Fuel system components—Lucas	4282A
Gyro gunsights	1275E
Hydraulic equipment, Dowty	1803D
Hydraulic servicing trolley	2306B
Instrument manuals	1275 series
Powered flying control units—Fairey ...	4601A
Pressure cabin testing, servicing trolley ...	2306G
Pressurizing and air conditioning equipment	4340
Pressure fuelling equipments	4511
Rotol accessory gearboxes and drives ...	2240A
Sapphire Mk. 10100 series ECU	4355A
Starting systems for aero engines	1181 series
Undercarriage equipment, Dowty	1803E

	A.D.
Servicing ejection gun	5731
Cabin pressure, heating and ventilation ...	5671
Electrical installation	5672
Emergency exit	5673
Flying controls and lubrication	5674
Fuel system	5675
Gun package installation	5676
Hydraulic system	5677
Lubrication, undercarriage and cockpit ...	5678
Power unit installation	5679

HUNTER 5

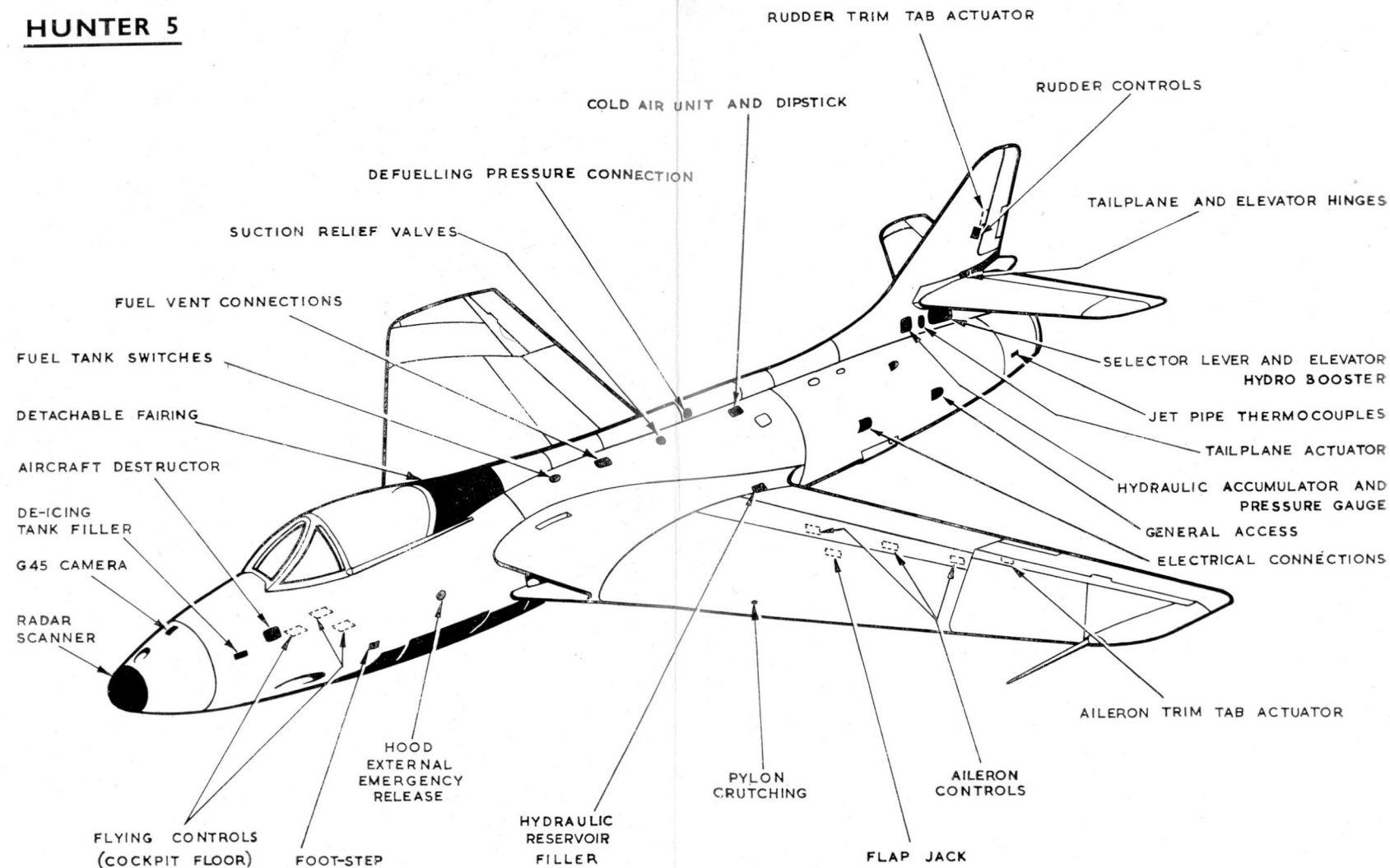


ACCESS PANELS—UNDER SURFACE

MAIN DIMENSIONS

HEIGHT, OVERALL	13' 4"
LENGTH, OVERALL	45' 10 ¹ / ₂ "
SPAN	33' 8"

HUNTER 5



ACCESS PANELS—UPPER SURFACE

AIR MINISTRY
June, 1956

A.P.4347E—P.N.
Pilot's Notes
2nd Edition

HUNTER F.5

LIST OF CONTENTS

NOTE.—This edition cancels the 1st Edition issued in July, 1955.

ILLUSTRATIONS IN TEXT

Access panels	Pages 3 & 4
Fuel system	Page 11
Hydraulic system	Page 21
Typical hydrobooster	Page 25
Power assisted and full power elevator circuits	Page 28
False anchorages	Pages 29 & 30
Flying controls locking gear	Page 31
Cockpit pressurization	Page 37
Ejection seat	Page 40
Typical tailplane angles to trim	Page 73

PART I—DESCRIPTIVE

Introduction	Para. 1
---------------------	---------

FUEL AND OIL SYSTEMS

Fuel tanks and gauges	2
Fuel transfer system	3
Main fuel feed system	4
Booster-pumps control	5
H.P. pump	6
H.P. fuel cock	7
L.P. fuel cock	8
Oil system	9

ENGINE CONTROLS

Engine starting system	10
Restarting in flight system	11
Throttle control	12
Engine instruments	13
Engine fire-extinguisher equipment	14

MAIN SERVICES

	Para.
Hydraulic system	15
Electrical system (24 volt)	16

POWERED FLYING CONTROLS AND TRIMMERS

Flying controls operation	17
Controls and indicators	18
Aileron feel and trim	19
Elevator feel and trim	20
Engaging power controls on the ground	21
Re-engaging power controls in the air	22

OTHER AIRCRAFT CONTROLS

Rudder bar adjustment	23
Flying controls locking gear	24
Trimming tab controls	25
Undercarriage control and position indicator	26
Undercarriage emergency operation	27
Flaps control and position indicator	28
Flaps emergency operation	29
Airbrake control	30
Wheel brakes control	31
Electrically-operated flight instruments	32

COCKPIT EQUIPMENT

Entry to aircraft	33
Hood operation	34
Hood jettisoning	35
Cockpit pressurization, heating and de-misting	36
Windscreen de-icing system	37
Anti-G suit system	38
Ejection seat Mk. 2H	39
Oxygen system	40
Internal lighting	41
External lighting	42
Accelerometer	43
Pressure head heater	44
Emergency equipment	45

OPERATIONAL CONTROLS

Gyro gunsight Mk. 5	46
Radar ranging (ARI 5820)	47

	Para.
VHF equipment	48
IFF Mk. 3 GR (ARI 5131)	49
DME Rebecca Mk. 7 (ARI 5849)	50
G45 and recorder cameras	51
Guns firing (A.L.2)	52
Pylon stores jettison controls BoHB, RELEASE & D.A.C.P. TANK JETTISONING (A.L.2)	53

PART II—LIMITATIONS

Engine limitations—Sapphire Mk. 101	54
Flying limitations	55

PART III—HANDLING

MANAGEMENT OF SYSTEMS

Management of the fuel system	56
Engine handling	57
Management of the flood flow system	58

STARTING, TAXYING AND TAKE-OFF

External checks	59
Cockpit and pre-start checks	60
Starting the engine	61
Checks after starting	62
Taxying	63
Checks before take-off	64
Take-off	65

HANDLING IN FLIGHT

Climbing	66
General flying	67
Flying at reduced airspeed	68
Stalling	69
High speed stalling	70
Flying at high IAS	71
Flying at high mach number (with power-assisted elevator)	72
Flying at high mach number (with full-power elevator)	73
Aerobatics	74
Spinning	75

CIRCUIT PROCEDURE AND LANDING

	Para.
Circuit procedure	76
Landing	77
Instrument approach	78
Going round again	79
Checks after landing	80
Stopping the engine	81

FLYING IN MANUAL

Selecting Manual	82
Flying in Manual	83
Landing in Manual	84
Re-selecting Power	85
Clearing false anchorages (ailerons)	86

PART IV—EMERGENCY HANDLING

Action in the event of fire	87
Electrical system failures	88
Hydraulic system failures	89
Engine failure and flame-out	90
Relighting	91
Forced landing procedure	92
Undercarriage and flaps emergency operation	93
Landing with an undercarriage unit not locked down	94
Landing with a burst tyre	95
Flapless landing	96
Wheelbrakes emergency operation	97
Emergency use of oxygen	98
Hood jettisoning	99
Abandoning the aircraft	100
Ditching	101

Drop TANK JETTISONING.

101 A AND.

PART V—OPERATING DATA

Loading and C.G. data	102
Pressure error corrections	103
Fuel consumptions	104
Take-off distances	105
Snake climbs	106
Endurance	107
Flight planning data	108

PART VI—ILLUSTRATIONS

	Fig.
Cockpit—Port side	1
Cockpit—Forward view	2
Cockpit—Starboard side	3

This file was downloaded
from the RTFM Library.

Link: www.scottbouch.com/rtfm

Please see site for usage terms,
and more aircraft documents.

