

PIPING CHART

Part No.	Description	Size & Cutting Length	Material Specification	End Fittings
C.187921/94	Air, accumulator to accumulator ... ..	$\frac{1}{4}$ " o/d. $\times$ 22 S.W.G.	DTD.323	A-A
C.187924/7	Pressure, tee-piece to tee-piece ... ..	$\frac{3}{8}$ " o/d. $\times$ 22 S.W.G. $\times$ 7" long.	DTD.323	A-A
C.187924/8	Pressure, tee-piece to starboard wing break ...	$\frac{3}{8}$ " o/d. $\times$ 22 S.W.G. $\times$ 2' 5" long.	DTD.323	A-B
C.187924/9	Pressure, tee-piece to union... ..	$\frac{1}{4}$ " o/d. $\times$ 22 S.W.G. $\times$ 1' 2" long.	DTD.323	A-A
C.187924/10	Pressure, union to union ... ..	$\frac{1}{4}$ " o/d. $\times$ 22 S.W.G. $\times$ 2' 10" long.	DTD.323	B-B
C.187924/11	Pressure, union to union ... ..	$\frac{1}{4}$ " o/d. $\times$ 22 S.W.G. $\times$ 4' 8" long.	DTD.323	A-B
C.187924/24	Pressure, bulkhead, union to self sealing coupling	$\frac{1}{4}$ " o/d. $\times$ 22 S.W.G. $\times$ 2' 3" long.	DTD.323	A-A
C.187924/41	Return, tee-piece to union ... ..	$\frac{1}{4}$ " o/d. $\times$ 22 S.W.G. $\times$ 1' 4" long.	DTD.323	A-B
C.187924/42	Return, union to union ... ..	$\frac{1}{4}$ " o/d. $\times$ 22 S.W.G. $\times$ 3' 3" long.	DTD.323	A-B
C.187924/43	Return, union to union ... ..	$\frac{1}{4}$ " o/d. $\times$ 22 S.W.G. $\times$ 3' 6" long.	DTD.323	A-B
C.187924/47	Return, bulkhead union to self sealing coupling	$\frac{1}{4}$ " o/d. $\times$ 22 S.W.G. $\times$ 2' 2" long.	DTD.323	A-A
C.187924/58	Undercarriage 'up,' tee-piece to union ... ..	$\frac{1}{4}$ " o/d. $\times$ 22 S.W.G. $\times$ 1' 8" long.	DTD.323	A-B
C.187924/63	Undercarriage 'up,' tee-piece to union ... ..	$\frac{1}{4}$ " o/d. $\times$ 22 S.W.G. $\times$ 1' 4" long.	DTD.323	A-A
C.187924/64	Undercarriage 'up,' union to union ... ..	$\frac{1}{4}$ " o/d. $\times$ 22 S.W.G. $\times$ 3' 1" long.	DTD.323	B-B
C.187924/65	Undercarriage 'up,' union to union ... ..	$\frac{1}{4}$ " o/d. $\times$ 22 S.W.G. $\times$ 3' 6" long.	DTD.323	A-B
C.187924/68	Undercarriage 'down,' starboard wing break to union	$\frac{3}{8}$ " o/d. $\times$ 22 S.W.G. $\times$ 3' 5" long.	DTD.323	B-B
C.187924/69	Undercarriage 'down,' union to tee-piece ...	$\frac{3}{8}$ " o/d. $\times$ 22 S.W.G. $\times$ 1' 5" long.	DTD.323	A-A
C.187924/73	Undercarriage 'down,' tee-piece to union ...	$\frac{1}{4}$ " o/d. $\times$ 22 S.W.G. $\times$ 3' 1" long.	DTD.323	A-B
C.187924/74	Undercarriage 'down,' union to union ... ..	$\frac{1}{4}$ " o/d. $\times$ 22 S.W.G. $\times$ 1' 11" long.	DTD.323	A-B
C.187924/78	Undercarriage air, union to union ... ..	$\frac{3}{16}$ " o/d. $\times$ 22 S.W.G. $\times$ 3' 4" long.	DTD.323	B-G
C.187924/79	Undercarriage air, union to union ... ..	$\frac{3}{16}$ " o/d. $\times$ 22 S.W.G. $\times$ 3' 7" long.	DTD.323	B-B

RESTRICTED

Hunter T. Mk. 7  
Issued with A/L No. 7

## PIPING CHART

Part No.	Description	Size & Cutting Length	Material Specification	End Fittings
C.187924/80	Undercarriage air, union to starboard wing break	$\frac{3}{16}$ " o.d. $\times$ 22 S.W.G. $\times$ 2' 9" long.	DTD.323	G-B
C.187924/82	Port wheel brake union to union ... ..	$\frac{1}{4}$ " o.d. $\times$ 22 S.W.G. $\times$ 4' 0" long.	DTD.323	B-A
C.187924/83	Port wheel brake union to union ... ..	$\frac{1}{4}$ " o.d. $\times$ 22 S.W.G. $\times$ 3' 4" long.	DTD.323	B-B
C.187924/84	Port wheel brake union to union ... ..	$\frac{1}{4}$ " o.d. $\times$ 22 S.W.G. $\times$ 2' 0" long.	DTD.323	A-A
C.187924/85	Port wheel brake union to port wing break ...	$\frac{1}{4}$ " o.d. $\times$ 22 S.W.G. $\times$ 3' 4" long.	DTD.323	B-A
C.187924/87	Starboard wheel brake union to union ... ..	$\frac{1}{4}$ " o.d. $\times$ 22 S.W.G. $\times$ 3' 4" long.	DTD.323	B-A
C.187924/88	Starboard wheel brake union to union ... ..	$\frac{1}{4}$ " o.d. $\times$ 22 S.W.G. $\times$ 3' 9" long.	DTD.323	B-B
C.187924/91	Aileron, power, union to starboard wing break	$\frac{1}{4}$ " o.d. $\times$ 22 S.W.G. $\times$ 3' 4" long.	DTD.323	A-B
C.187924/93	Flap, air, union to union ... ..	$\frac{3}{16}$ " o.d. $\times$ 22 S.W.G. $\times$ 4' 0" long.	DTD.323	B-G
C.187924/94	Flap, air, union to union ... ..	$\frac{3}{16}$ " o.d. $\times$ 22 S.W.G. $\times$ 3' 1" long.	DTD.323	B-B
C.187924/95	Flap, air, union to union ... ..	$\frac{3}{16}$ " o.d. $\times$ 22 S.W.G. $\times$ 2' 3" long.	DTD.323	G-G
C.187924/96	Flap, air, union to port wing break ... ..	$\frac{3}{16}$ " o.d. $\times$ 22 S.W.G. $\times$ 3' 1" long.	DTD.323	B-B
B.187926/1	Pressure, flexible hose to non-return valve ...	$\frac{1}{4}$ " o.d. $\times$ 22 S.W.G. $\times$ 5' 4" long.	DTD.323	A-A
B.187926/2	Pressure, non-return valve to tee-piece ... ..	$\frac{1}{4}$ " o.d. $\times$ 22 S.W.G. $\times$ 2' 0" long.	DTD.323	A-A
B.187926/4	Pressure, tee-piece to tee-piece ... ..	$\frac{1}{4}$ " o.d. $\times$ 22 S.W.G. $\times$ 7" long.	DTD.323	A-A
B.187926/6	Pressure, valve to tee-piece ... ..	$\frac{1}{4}$ " o.d. $\times$ 22 S.W.G. $\times$ 1' 4" long.	DTD.323	A-A
B.187926/7	Pressure, tee-piece to flexible hose ... ..	$\frac{1}{4}$ " o.d. $\times$ 22 S.W.G. $\times$ 7" long.	DTD.323	A-A
B.187926/8	Return, flexible hose to non-return valve ...	$\frac{1}{4}$ " o.d. $\times$ 22 S.W.G. $\times$ 7' 0" long.	DTD.323	A-A
B.187926/10	Return, tee-piece to valve ... ..	$\frac{1}{4}$ " o.d. $\times$ 22 S.W.G. $\times$ 10" long.	DTD.323	A-A
B.187926/11	Return, valve to flexible hose ... ..	$\frac{1}{4}$ " o.d. $\times$ 22 S.W.G. $\times$ 1' 4" long.	DTD.323	A-A

RESTRICTED

PIPING CHART

Part No.	Description	Size & Cutting Length	Material Specification	End Fittings
B.187926/12	Return, tee-piece to thermal relief valve ...	$\frac{3}{16}$ " o/d. $\times$ 22 S.W.G. $\times$ 8" long.	DTD.323	G-G
B.187926/13	Return, thermal relief valve to tee-piece ...	$\frac{3}{16}$ " o/d. $\times$ 22 S.W.G. $\times$ 7" long	DTD.323	G-G
B.187926/21	Pressure, union to union ... ..	$\frac{3}{16}$ " o/d. $\times$ 22 S.W.G. $\times$ 5' 6" long.	DTD.323	A-A
B.187926/22	Pressure, union to regulator valve ... ..	$\frac{3}{16}$ " o/d. $\times$ 22 S.W.G. $\times$ 3' 3" long.	DTD.323	B-A
B.187926/28	Return, union to 4 way piece ... ..	$\frac{3}{16}$ " o/d. $\times$ 22 S.W.G. $\times$ 3' 5" long.	DTD.323	A-A
B.187926/29	Return, 4 way to upper selector valve ... ..	$\frac{3}{16}$ " o/d. $\times$ 22 S.W.G. $\times$ 9" long.	DTD.323	A-A
B.187926/32	Return, tee-piece to relief valve ... ..	$\frac{3}{16}$ " o/d. $\times$ 22 S.W.G. $\times$ 1' 0" long.	DTD.323	A-A
B.187926/33	Return, upper selector valve to non-return valve.	$\frac{1}{4}$ " o/d. $\times$ 22 S.W.G. $\times$ 7 $\frac{1}{2}$ " long.	DTD.323	A-A
B.187926/37	Air brake 'up,' 4 way to non return valve ...	$\frac{1}{4}$ " o/d. $\times$ 22 S.W.G. $\times$ 8" long.	DTD.323	A-A
B.187926/38	Air brake 'up,' 4 way to thermal return valve	$\frac{3}{16}$ " o/d $\times$ 22 S.W.G. $\times$ 9" long.	DTD.323	G-G
B.187926/42	Air brake 'down,' tee-piece to pressure switch	$\frac{3}{16}$ " o/d. $\times$ 22 S.W.G. $\times$ 9" long.	DTD.323	G-G
B.187926/53	Pressure, non-return valve to filter (inlet) ...	$\frac{1}{4}$ " o/d. $\times$ 22 S.W.G. $\times$ 2' 2" long.	DTD.323	A-A
B.187926/54	Pressure, filter (outlet) to tee-piece. ... ..	$\frac{1}{4}$ " o/d. $\times$ 22 S.W.G. $\times$ 1' 9" long.	DTD.323	A-A
B.188908/1	Port pump to drain valve ... ..	$\frac{5}{16}$ " o/d. $\times$ 22 S.W.G. $\times$ 1' 1" long.	DTD.253	A-F
B.188908/3	Port centre tank to drain valve ... ..	$\frac{5}{16}$ " o/d. $\times$ 22 S.W.G. $\times$ 1' 0" long.	DTD.253	A-F
B.188908/4	Starboard centre tank to drain valve ... ..	$\frac{5}{16}$ " o/d. $\times$ 22 S.W.G. $\times$ 6" long.	DTD.253	A-F
B.188908/5	Port relief valve to chain ... ..	$\frac{1}{4}$ " o/d. $\times$ 20 S.W.G. $\times$ 5' 2" long.	T.9	Beaded- -Beaded
B.188908/6	Starboard relief valve to drain ... ..	$\frac{1}{4}$ " o/d. $\times$ 20 S.W.G. $\times$ 5' 7" long.	T.9	Beaded- -Beaded

RESTRICTED

Hunter T. Mk. 7  
Issued with A/L No. 7

PIPING CHART

Part No.	Description	Size & Cutting Length	Material Specification	End Fittings
B.188908/7	Port pump drain ... ..	$\frac{1}{4}$ " o/d. $\times$ 20 S.W.G. $\times$ 1' 6" long.	T.9	A-Plain
B.188908/8	Starboard pump drain ... ..	$\frac{1}{4}$ " o/d. $\times$ 20 S.W.G. $\times$ 1' 0" long.	T.9	A-Plain
B.188908/10	Pressure switch balance pipe, port ... ..	$\frac{3}{16}$ " o/d. $\times$ 22 S.W.G. $\times$ 1' 2" long.	DTD.253	C-Plain
B.188908/11	Pressure switch balance pipe, starboard ... ..	$\frac{3}{16}$ " o/d. $\times$ 22 S.W.G. $\times$ 11" long.	DTD.253	C-Plain
B.188908/12	Starboard pump to drain valve ... ..	$\frac{5}{16}$ " o/d. $\times$ 22 S.W.G. $\times$ 1' 0" long.	DTD.253	A-F
B.188908/15	Fuel pressure switch balance ... ..	$\frac{3}{16}$ " o/d. $\times$ 22 S.W.G. $\times$ 8" long.	DTD.253	G-Plain
C.189160/2	Pressure port wing, union to union (Pre Mod. 579)	$\frac{3}{8}$ " o/d. $\times$ 22 S.W.G. $\times$ 1' 9" long.	DTD.323A	B-A
C.189160/12	Return, port wing, 4 way piece to thermal relief valve	$\frac{3}{16}$ " o/d. $\times$ 22 S.W.G. $\times$ 9" long.	DTD.323A	G-B
C.189160/26	Undercarriage 'down,' port wing break union to union	$\frac{1}{4}$ " o/d. $\times$ 22 S.W.G. $\times$ 1' 4" long.	DTD.323A	A-B
B.189160/28	Wheel brake, port wing break union to union	$\frac{1}{4}$ " o/d. $\times$ 22 S.W.G. $\times$ 8" long.	DTD.323A	B-A
C.189160/29	Wheel brake, port wing, union to union ...	$\frac{1}{4}$ " o/d. $\times$ 22 S.W.G. $\times$ 1' 10" long.	DTD.323A	B-A
C.189160/30	Wheel brake, port wing, union to union ...	$\frac{1}{4}$ " o/d. $\times$ 22 S.W.G. $\times$ 2' 3" long.	DTD.323A	B-A

RESTRICTED



## PIPING CHART

Part No.	Description	Size & Cutting Length	Material Specification	End Fittings
C.189160/35	Power assisted aileron, port wing break, union to union	$\frac{1}{4}$ " o/d. $\times$ 22 S.W.G. $\times$ 1' 1" long.	DTD.323	A-A
C.189160/36	Power assisted aileron, port wing, union to union	$\frac{1}{4}$ " o/d. $\times$ 22 S.W.G. $\times$ 2' 0" long.	DTD.323A	B-B
C.189160/37	Power assisted aileron, port wing union, to union	$\frac{1}{4}$ " o/d. $\times$ 22 S.W.G. $\times$ 2' 1" long.	DTD.323A	A-A
C.189160/42	Flap, up port wing, flap control valve to tee-piece	$\frac{3}{8}$ " o/d. $\times$ 22 S.W.G. $\times$ 2' 5" long.	DTD.323A	A-A
C.189160/43	Flap up, port wing, tee-piece to fluid jettison valve	$\frac{3}{8}$ " o/d. $\times$ 22 S.W.G. $\times$ 1' 3" long.	DTD.323A	A-A
C.189160/44	Flap up, port wing, tee-piece to tee-piece ...	$\frac{1}{4}$ " o/d. $\times$ 22 S.W.G. $\times$ 4" long.	DTD.323A	A-A
C.189160/45	Flap up, port wing, tee-piece to tee-piece ...	$\frac{1}{4}$ " o/d. $\times$ 22 S.W.G. 1' 7" long.	DTD.323A	A-A
C.189160/46	Flap up, port wing, tee-piece to bleed adapter	$\frac{1}{4}$ " o/d. $\times$ 22 S.W.G. $\times$ 7" long.	DTD.323A	A-A
C.189160/48	Flap up, port wing, tee-piece to union ...	$\frac{1}{4}$ " o/d. $\times$ 22 S.W.G. $\times$ 3' 10" long.	DTD.323A	A-A
C.189160/49	Flap up, union to port wing break union ...	$\frac{1}{4}$ " o/d. $\times$ 22 S.W.G. 1' 5" long	DTD.323A	B-A
C.189160/50	Flap up, port wing, tee-piece to thermal relief valve	$\frac{3}{16}$ " o/d. $\times$ 22 S.W.G. $\times$ 11" long.	DTD.323A	G-G
C.189160/52	Flap down, port wing, pressure relief valve to shuttle valve	$\frac{3}{8}$ " o/d. $\times$ 22 S.W.G. $\times$ 2' 7" long.	DTD.323A	A-A
C.189160/53	Flap down, port wing, shuttle valve to throttling valve	$\frac{1}{4}$ " o/d. $\times$ 22 S.W.G. $\times$ 7" long.	DTD.323A	A-A
C.189160/58	Flap down, union to port wing break union ...	$\frac{1}{4}$ " o/d. $\times$ 22 S.W.G. $\times$ 1' 4" long.	DTD.323A	B-B
C.189160/59	Flap air, port wing break union to union ...	$\frac{3}{16}$ " o/d. $\times$ 22 S.W.G. $\times$ 1' 4" long.	DTD.323	G-G
C.189160/61	Flap air, port wing, union to union ...	$\frac{3}{16}$ " o/d. $\times$ 22 S.W.G. $\times$ 2' 3" long.	DTD.323	B-G
C.189160/71	Undercarriage 'up,' union to restrictor valve ...	$\frac{1}{4}$ " o/d. $\times$ 22 S.W.G. $\times$ 1' 11" long.	DTD.323A	A-A
C.189160/79	Return, thermal relief valve to tee-piece ...	$\frac{3}{16}$ " o/d. $\times$ 22 S.W.G. $\times$ 1' 2" long.	DTD.323A	G-G
C.189160/83	Undercarriage 'up,' sequence valve to pressure regulator valve	$\frac{1}{4}$ " o/d. $\times$ 22 S.W.G. 2' 10" long	DTD.323A	A-A
C.189160/84	Undercarriage 'up,' pressure regulator valve to union (Pre Mod. 579)	$\frac{1}{4}$ " o/d. $\times$ 22 S.W.G. 1' 3" long.	DTD.323A	A-B

## PIPING CHART

Part No.	Description	Size & Cutting Length	Material Specification	End Fittings
C.189160/85	Undercarriage 'up,' union to union (Pre Mod. 579)	$\frac{1}{4}$ " o/d. $\times$ 22 S.W.G. $\times$ 1' 1" long.	DTD.323A	A-B
C.189160/86	Aileron power assisted, union to union ...	$\frac{1}{4}$ " o/d. $\times$ 22 S.W.G. $\times$ 1' 10" long.	DTD.323A	B-B
C.189160/87	Aileron, power assisted, union to elbow ...	$\frac{1}{4}$ " o/d. $\times$ 22 S.W.G. $\times$ 2' 3" long.	DTD.323A	A-A
C.189160/88	Aileron power assisted, union to elbow ...	$\frac{1}{4}$ " o/d. $\times$ 22 S.W.G. $\times$ 1' 4" long.	DTD.323A	A-A
C.189160/89	Aileron power assisted, union to union ...	$\frac{1}{4}$ " o/d. $\times$ 22 S.W.G. $\times$ 4' 3" long.	DTD.323A	B-B
C.189160/90	Aileron, power assisted, union to union ...	$\frac{1}{4}$ " o/d. $\times$ 22 S.W.G. $\times$ 1' 6" long.	DTD.323A	A-A
C.189160/91	Aileron power assisted, union to tee-piece ...	$\frac{1}{4}$ " o/d. $\times$ 22 S.W.G. $\times$ 5' 2" long.	DTD.323A	B-A
C.189160/92	Aileron, power assisted tee-piece to jack lock ...	$\frac{3}{16}$ " o/d. $\times$ 22 S.W.G. $\times$ 3' 10" long.	DTD.323A	G-G
C.189160/93	Return, flexible hose to union ...	$\frac{1}{4}$ " o/d. $\times$ 22 S.W.G. $\times$ 5' 3" long.	DTD.323 A	A-B
C.189160/94	Return, union to union ...	$\frac{1}{4}$ " o/d. $\times$ 22 S.W.G. $\times$ 1' 7" long.	DTD.323A	A-A
C.189160/95	Return, union to union ...	$\frac{1}{4}$ " o/d. $\times$ 22 S.W.G. $\times$ 4' 1" long.	DTD.323A	B-B
C.189160/96	Return, union to union ...	$\frac{1}{4}$ " o/d. $\times$ 22 S.W.G. $\times$ 1' 10" long.	DTD.323A	A-A
C.189160/97	Return, union to union ...	$\frac{1}{4}$ " o/d. $\times$ 22 S.W.G. $\times$ 2' 0" long.	DTD.323A	A-B
C.189160/98	Return, union to non-return valve ...	$\frac{1}{4}$ " o/d. $\times$ 22 S.W.G. $\times$ 13" long.	DTD.323A	A-B
C.189160/99	Return, non-return valve to 4 way piece ...	$\frac{1}{4}$ " o/d. $\times$ 22 S.W.G. $\times$ 11" long.	DTD.323A	A-A
C.189160/107	Flap down, tee-piece to throttling valve ...	$\frac{1}{4}$ " o/d. $\times$ 22 S.W.G. $\times$ 11" long.	DTD.323A	A-A
C.189160/108	Flap down, bleed adaptor to tee-piece ...	$\frac{1}{4}$ " o/d. $\times$ 22 S.W.G. $\times$ 2 $\frac{5}{8}$ " long.	DTD.323A	A-A
C.189160/110	Flap balance, tee-piece to jack 'up' connection...	$\frac{1}{4}$ " o/d. $\times$ 22 S.W.G. $\times$ 2' 10" long.	DTD.323A	A-A
C.189160/112	Flap balance, tee-piece to selector ...	$\frac{3}{16}$ " o/d. $\times$ 22 S.W.G. $\times$ 1' 11" long.	DTD.323A	G-G
C.189160/123	Flap balancing, union to flap down connection ...	$\frac{1}{4}$ " o/d. $\times$ 22 S.W.G. $\times$ 2' 9" long.	DTD.323A	B-A

## PIPING CHART

Part No.	Description	Size & Cutting Length	Material Specification	End Fittings
C.189160/126	Flap balancing union to union ... ..	$\frac{1}{4}$ " o/d. $\times$ 22 S.W.G. $\times$ 2' 11" long.	DTD.323A	B-A
C.189160/127	Flap balancing, selector to union ... ..	$\frac{3}{16}$ " o/d. $\times$ 22 S.W.G. $\times$ 4' 3 $\frac{1}{2}$ " long.	DTD.323A	G-B
C.189160/128	Flap balancing, tee piece to union ... ..	$\frac{1}{4}$ " o/d. $\times$ 22 S.W.G. $\times$ 3' 6" long.	DTD.323A	A-B
C.189160/142	Undercarriage "down," 4-way piece to undercarriage jack	$\frac{1}{4}$ " o/d. $\times$ 22 S.W.G. $\times$ 3' 11" long	DTD.323A	A-A
C.189160/147	Undercarriage "down," union to 4-way piece ...	$\frac{1}{4}$ " o/d. $\times$ 22 S.W.G. $\times$ 2' 7" long.	DTD.323A	A-A
C.189160/149	Undercarriage air, non return valve to 4-way piece	$\frac{3}{16}$ " o/d. $\times$ 22 S.W.G. $\times$ 6 $\frac{1}{2}$ " long	DTD.323A	G-G
C.189160/150	Undercarriage "down," 4-way piece to union ...	$\frac{3}{16}$ " o/d. $\times$ 22 S.W.G. $\times$ 1' 10" long.	DTD.323A	G-B
C.189160/151	Undercarriage "down," union to jettison valve	$\frac{3}{16}$ " o/d. $\times$ 22 S.W.G. $\times$ 1' 3" long.	DTD.323A	G-G
C.189160/152	Undercarriage "up," tee-piece to thermal relief	$\frac{3}{16}$ " o/d. $\times$ 22 S.W.G. $\times$ 4' 4" long.	DTD.323A	<del>G-G</del> G-G
C.189160/156	Undercarriage "up," tee-piece to union ... .. (Pre Mod. 579)	$\frac{1}{4}$ " o/d. $\times$ 22 S.W.G. $\times$ 2' 5" long.	DTD.323A	A-B
C.189160/158	Pressure, elbow to union ... ..	$\frac{3}{8}$ " o/d. $\times$ 22 S.W.G. $\times$ 2' 5" long.	DTD.323	A-A
C.189160/155	Undercarriage "up," tee piece to jettison valve	$\frac{1}{4}$ " o/d. $\times$ 22 S.W.G. $\times$ 2' 0" long.	DTD.323A	A-A
C.189160/159	Undercarriage air, pressure release valve to non-return valve	$\frac{3}{16}$ " o/d. $\times$ 22 S.W.G. $\times$ 2' 6" long.	DTD.323A	G-G
C.189160/160	Undercarriage air, pressure release valve to union	$\frac{3}{16}$ " o/d. $\times$ 22 S.W.G. $\times$ 1' 8" long.	DTD.323A	G-B
C.189160/161	Undercarriage air, union to union ... ..	$\frac{3}{16}$ " o/d. $\times$ 22 S.W.G. $\times$ 2' 8" long.	DTD.323A	G-B
C.189160/162	Undercarriage, air union to union (port wing break)	$\frac{5}{16}$ " o/d. $\times$ 22 S.W.G. $\times$ 2' 10" long.	DTD.323	G-B
C.189160/163	Undercarriage "up," union to elbow ... ..	$\frac{1}{4}$ " o/d. $\times$ 22 S.W.G. 2' 0" long.	DTD.323A	A-A
C.189160/165	Flap air, union to union	$\frac{3}{16}$ " o/d. $\times$ 22 S.W.G. $\times$ 1' 5" long.	DTD.323A	G-B
C.189160/166	Return, port wing break to tee-piece ... ..	$\frac{3}{8}$ " o/d. $\times$ 22 S.W.G. $\times$ 2' 1" long.	DTD.323	B-A
C.189160/167	Flap "down," union to union ... ..	$\frac{1}{4}$ " o/d. $\times$ 22 S.W.G. $\times$ 3' 2" long.	DTD.323A	A-A

## PIPING CHART

Part No.	Description	Size & Cutting Length	Material Specification	End Fittings
C.189160/168	Undercarriage 'up,' jettison valve to tee-piece ...	$\frac{1}{4}$ " o/d. $\times$ 22 S.W.G. $\times$ 4' 0" long.	DTD.323A	A-A
C.189160/169	Flap 'down,' bleed adaptor to flap jack ...	$\frac{3}{16}$ " o/d. $\times$ 22 S.W.G. $\times$ 4' 10" long.	DTD.323A	G-G
C.189160/170	Flap 'up,' bleed adaptor to flap jack ...	$\frac{3}{16}$ " o/d. $\times$ 22 S.W.G. $\times$ 4' 8" long.	DTD.323A	G-G
C.189160/171	Pressure, union to flap control valve ...	$\frac{3}{8}$ " o/d. $\times$ 22 S.W.G. $\times$ 1' 8" long.	DTD.323A	A-B
C.189160/182	Flap air, jettison valve to union ...	$\frac{3}{8}$ " o/d. $\times$ 22 S.W.G. $\times$ 1' 9" long.	DTD.323A	A-A
C.189160/183	Flap air, union to atmosphere ...	$\frac{3}{8}$ " o/d. $\times$ 22 S.W.G. $\times$ 2' 4" long.	DTD.323A	B-Plain
C.189160/184	Undercarriage 'up,' restrictor valve to undercarriage jack	$\frac{1}{4}$ " o/d. $\times$ 22 S.W.G. $\times$ 4' 5" long.	DTD.323A	A-A
C.189160/193	Flap 'down,' flap control valve to pressure, relief	$\frac{3}{8}$ " o/d. $\times$ 22 S.W.G. $\times$ 2' 7" long.	DTD.323A	A-A
C.189160/194	Flap air, port wing, union to fluid jettison valve ...	$\frac{3}{16}$ " o/d. $\times$ 22 S.W.G. $\times$ 1' 10" long.	DTD.323A	G-G
C.189160/196	Flap, balance, wing brake union to union ...	$\frac{1}{4}$ " o/d. $\times$ 22 S.W.G. $\times$ 2' 4" long.	DTD.323A	B-A
C.189160/197	Flap 'down,' tee-piece to union ...	$\frac{1}{4}$ " o/d. $\times$ 22 S.W.G. $\times$ 1' 2" long.	DTD.323A	A-B
C.189160/198	Flap, balance port wing brake, union to tee piece	$\frac{1}{4}$ " o/d. $\times$ 22 S.W.G. $\times$ 2' 5" long.	DTD.323A	A-A
C.189160/199	Flap balance, union to port wing brake ...	$\frac{3}{16}$ " o/d. $\times$ 22 S.W.G. $\times$ 2' 5" long.	DTD.323A	G-B
C.189160/200	Undercarriage 'up,' tee piece to sequence valve	$\frac{1}{4}$ " o/d. $\times$ 22 S.W.G. $\times$ 2' 9" long.	DTD.323A	A-A
C.189160/201	Undercarriage 'up,' union to elbow at port wing break	$\frac{1}{4}$ " o/d. $\times$ 22 S.W.G. $\times$ 2' 0" long.	DTD.323A	A-A
C.189160/202	Undercarriage 'up,' union to port wing break ...	$\frac{1}{4}$ " o/d. $\times$ 22 S.W.G. $\times$ 1' 7" long.	DTD.323A	B-B
C.189160/214	Return, port wing, tee piece to tee piece ...	$\frac{3}{8}$ " o/d. $\times$ 22 S.W.G. $\times$ 2' 0" long.	DTD.323A	A-A
C.189160/215	Return, tee piece to flap pressure relief valve ...	$\frac{3}{8}$ " o/d. $\times$ 22 S.W.G. $\times$ 1' 7" long.	DTD.323A	A-A
C.189160/216	Return, tee piece to tee piece ...	$\frac{3}{8}$ " o/d. $\times$ 22 S.W.G. $\times$ 1' 3" long.	DTD.323A	A-A

## PIPING CHART

Part No.	Description	Size & Cutting Length	Material Specification	End Fittings
C.189160/217	Return, tee piece to flap selector valve ...	$\frac{3}{8}$ " o/d. $\times$ 22 S.W.G. $\times$ 2' 0" long.	DTD.323A	A-A
C.189160/218	Return, tee piece to 4 way piece ... ..	$\frac{1}{4}$ " o/d. $\times$ 22 S.W.G. $\times$ 2' 3" long.	DTD.323A	A-A
C.189160/220	Wheel brake, leg pivot (B) to adaptor ... ..	$\frac{3}{16}$ " o/d. $\times$ 22 S.W.G. $\times$ 2' 2" long	DTD.323A	G-G
C.189160/221	Recuperator, leg pivot (C) to union ... ..	$\frac{3}{16}$ " o/d. $\times$ 22 S.W.G. $\times$ 1' 6" long.	DTD.323A	G-G
C.189160/222	Recuperator, union to union ... ..	$\frac{3}{16}$ " o/d. $\times$ 22 S.W.G. $\times$ 2' 0" long.	DTD.323A	B-B
C.189160/223	Recuperator, union to union ... ..	$\frac{3}{16}$ " o/d. $\times$ 22 S.W.G. $\times$ 2' 2" long.	DTD.323A	G-B
C.189160/224	Wheel brake, leg pivot (A) to 4-way piece ...	$\frac{3}{16}$ " o/d. $\times$ 22 S.W.G. $\times$ 1' 7" long.	DTD.323A	G-G
C.189160/229	Flap, air, fluid jettison valve to shuttle valve ...	$\frac{3}{16}$ " o/d. $\times$ 22 S.W.G. $\times$ 1' 11" long.	DTD.323A	G-G
C.189160/231	Undercarriage 'up,' pressure regulator to union	$\frac{1}{4}$ " o/d. $\times$ 22 S.W.G. $\times$ 11" long.	DTD.323A	A-B
C.189160/232	Undercarriage 'up,' union to union ... ..	$\frac{1}{4}$ " o/d. $\times$ 22 S.W.G. $\times$ 1' 3" long.	DTD.323A	A-B
C.189160/233	Pressure, union to pressure regulator valve ...	$\frac{3}{8}$ " o/d. $\times$ 22 S.W.G. $\times$ 1' 6" long.	DTD.323A	B-A
C.189160/234	Pressure, regulator valve to union ... ..	$\frac{3}{8}$ " o/d. $\times$ 22 S.W.G. $\times$ 1" 6' long.	DTD.323A	A-A
C.189160/238	Undercarriage 'up,' tee piece to union ... ..	$\frac{1}{4}$ " o/d. $\times$ 22 S.W.G. $\times$ 2' 5" long.	DTD.323A	A-B
C.189161/1	Pressure, starboard wing break to union ...	$\frac{3}{8}$ " o/d. $\times$ 22 S.W.G. $\times$ 9" long.	DTD.323	A-A
C.189161/2	Pressure, starboard wing union to union ...	$\frac{3}{8}$ " o/d. $\times$ 22 S.W.G. $\times$ 1' 8" long.	DTD.323	B-B
C.189161/3	Pressure, starboard wing, union to pressure regulator valve	$\frac{3}{8}$ " o/d. $\times$ 22 S.W.G. $\times$ 2' 0" long.	DTD.323	A-A
C.189161/4	Pressure, starboard wing, pressure regulator valve undercarriage control valve	$\frac{3}{8}$ " o/d. $\times$ 22 S.W.G. $\times$ 1' 0" long.	DTD.323	A-A
C.189161/5	Pressure, starboard wing, pressure regulator valve to union	$\frac{1}{4}$ " o/d. $\times$ 22 S.W.G. $\times$ 1' 6" long.	DTD.323	A-B
C.189161/12	Return, starboard wing break to tee-piece ...	$\frac{1}{2}$ " o/d. $\times$ 20 S.W.G. $\times$ 2' 0" long.	DTD.323	A-A
C.189161/13	Return, starboard wing, tee-piece to tee-piece ...	$\frac{1}{2}$ " o/d. $\times$ 20 S.W.G. $\times$ 9" long.	DTD.323	A-A

## PIPING CHART

Part No.	Description	Size & Cutting Length	Material Specification	End Fittings
C.189161/14	Return, starboard wing, tee piece to undercarriage control valve	$\frac{1}{2}$ " o/d. $\times$ 20 S.W.G. $\times$ 1' 11" long.	DTD.323	A-A
C.189161/16	Return, starboard wing, tee piece to thermal relief valve	$\frac{3}{16}$ " o/d. $\times$ 22 S.W.G. $\times$ 4" long.	DTD.323	G-G
C.189161/17	Return, starboard wing, tee-piece to thermal relief	$\frac{3}{16}$ " o/d. $\times$ 22 S.W.G. $\times$ 7" long.	DTD.323	G-G
C.189161/21	Return, starboard wing, tee piece to tee piece ...	$\frac{1}{4}$ " o/d. $\times$ 22 S.W.G. $\times$ 5" long.	DTD.323	A-A
C.189161/22	Return, starboard wing, tee piece to aileron control valve	$\frac{1}{4}$ " o/d. $\times$ 22 S.W.G. $\times$ 5" long.	DTD.323	A-A
C.189161/29	Undercarriage 'up,' starboard wing, undercarriage control valve to 4 way piece	$\frac{3}{8}$ " o/d. $\times$ 22 S.W.G. $\times$ 10" long.	DTD.323	A-A
C.189161/31	Undercarriage 'up,' starboard wing, 4 way piece to tee piece	$\frac{3}{8}$ " o/d. $\times$ 22 S.W.G. $\times$ 1' 5" long.	DTD.323	A-A
C.189161/32	Undercarriage 'up,' starboard wing, tee-piece to union	$\frac{3}{8}$ " o/d. $\times$ 22 S.W.G. $\times$ 1' 5" long.	DTD.323	A-B
C.189161/33	Undercarriage 'up,' union to starboard wing break	$\frac{3}{8}$ " o/d. $\times$ 22 S.W.G. $\times$ 9" long.	DTD.323	A-A
C.189161/34	Undercarriage 'up,' starboard wing, 4 way piece to tee-piece	$\frac{1}{4}$ " o/d. $\times$ 22 S.W.G. $\times$ 7" long.	DTD.323	A-A
C.189161/40	Undercarriage 'up,' union to starboard wing break	$\frac{1}{4}$ " o/d. $\times$ 22 S.W.G. $\times$ 1' 3" long.	DTD.323	A-A
C.189161/47	Undercarriage 'down,' starboard wing, shuttle valve to union	$\frac{1}{4}$ " o/d. $\times$ 22 S.W.G. 2' 8" long.	DTD.323	A-B
C.189161/48	Undercarriage 'down,' union to starboard wing break	$\frac{1}{4}$ " o/d. $\times$ 22 S.W.G. 1' 6" long.	DTD.323	A-B
C.189161/52	Undercarriage 'down,' starboard wing, union to union	$\frac{3}{8}$ " o/d. $\times$ 22 S.W.G. $\times$ 1' 8" long.	DTD.323	B-B
C.189161/53	Undercarriage 'down,' union to starboard wing break	$\frac{3}{8}$ " o/d. $\times$ 22 S.W.G. $\times$ 6" long.	DTD.323	A-A
C.189161/54	Undercarriage 'down,' starboard wing, tee-piece to thermal relief valve	$\frac{3}{16}$ " o/d. $\times$ 22 S.W.G. $\times$ 1' 10" long.	DTD.323	G-G
C.189161/59	Wheel brake, starboard wing break to union ...	$\frac{1}{4}$ " o/d. $\times$ 22 S.W.G. $\times$ 1' 10" long.	DTD.323	A-B
C.189161/72	Flap up, starboard wing break to union ...	$\frac{1}{4}$ " o/d. $\times$ 22 S.W.G. $\times$ 1' 5" long.	DTD.323	A-A
C.189161/73	Flap up, starboard wing, union to bleed adaptor ...	$\frac{1}{4}$ " o/d. $\times$ 22 S.W.G. $\times$ 3' 8" long.	DTD.323	B-A
C.189161/75	Flap down, starboard wing break to union ...	$\frac{1}{4}$ " o/d. $\times$ 22 S.W.G. $\times$ 1' 3" long.	DTD.323	B-A

## PIPING CHART

Part No.	Description	Size & Cutting Length	Material Specification	End Fittings
C.189161/76	Flap down, starboard wing, union to bleed adaptor	$\frac{1}{4}$ " o/d. $\times$ 22 S.W.G. $\times$ 3' 9" long.	DTD.323	B-A
C.189161/80	Flap balance, starboard wing break, union to union	$\frac{1}{4}$ " o/d. $\times$ 22 S.W.G. $\times$ 1' 11" long.	DTD.323	B-B
<del>C.189161/90</del>	<del>Undercarriage air tee piece to starboard wing break</del>	<del><math>\frac{3}{16}</math>" o/d. <math>\times</math> 22 S.W.G. <math>\times</math> 2' <math>\frac{3}{16}</math>" long.</del>	<del>DTD.32D</del>	<del>G-G</del>
C.189161/97	Undercarriage 'up,' tee-piece to restrictor valve	$\frac{1}{4}$ " o/d. $\times$ 22 S.W.G. $\times$ 9 $\frac{1}{2}$ " long.	DTD.233	A-A
C.189161/98	Undercarriage 'up,' tee-piece to thermal relief valve	$\frac{3}{16}$ " o/d. $\times$ 22 S.W.G. $\times$ 3' 6" long.	DTD.323	G-G
C.189161/99	Return, thermal relief valve to tee-piece ...	$\frac{3}{16}$ " o/d. $\times$ 22 S.W.G. $\times$ 2' 1" long.	DTD.323	G-G
C.189161/100	Return, tee-piece to tee-piece ... ..	$\frac{1}{4}$ " o/d. $\times$ 22 S.W.G. $\times$ 2' $\frac{5}{16}$ " long.	DTD.323	A-A
C.189161/101	Return, tee-piece to tee-piece ... ..	$\frac{1}{4}$ " o/d. $\times$ 22 S.W.G. $\times$ 10 $\frac{1}{2}$ " long.	DTD.323	A-A
C.189161/103	Undercarriage 'up,' union to union ... ..	$\frac{1}{4}$ " o/d. $\times$ 22 S.W.G. $\times$ 2' 0" long.	DTD.323	A-B
C.189161/104	Undercarriage 'up,' sequence valve to pressure regulator valve	$\frac{1}{4}$ " o/d. $\times$ 22 S.W.G. $\times$ 1' 3" long.	DTD.323	A-A
C.189161/105	Undercarriage 'up,' pressure regulator valve to union	$\frac{1}{4}$ " o/d. $\times$ 22 S.W.G. $\times$ 3' 1" long.	DTD.323	A-A
C.189161/106	Undercarriage 'up,' union to union ... ..	$\frac{1}{4}$ " o/d. $\times$ 22 S.W.G. $\times$ 1' 11" long.	DTD.323	B-B
C.189161/107	Aileron, power assisted tee-piece to union ...	$\frac{1}{4}$ " o/d. $\times$ 22 S.W.G. $\times$ 2' 3" long.	DTD.323	A-A
C.189161/108	Aileron power assisted, union to union ... ..	$\frac{1}{4}$ " o/d. $\times$ 22 S.W.G. $\times$ 1' 6" long.	DTD.323	B-A
C.189161/109	Aileron, power assisted, union to union ... ..	$\frac{1}{4}$ " o/d. $\times$ 22 S.W.G. $\times$ 1' 7" long.	DTD.323	B-A
C.189161/110	Aileron power assisted, union to union ... ..	$\frac{1}{4}$ " o/d. $\times$ 22 S.W.G. $\times$ 4' 0" long.	DTD.323	B-B
C.189161/111	Aileron, power assisted, union to union ... ..	$\frac{1}{4}$ " o/d. $\times$ 22 S.W.G. $\times$ 1' 5" long.	DTD.323	A-A
C.189161/112	Aileron power assisted, union to tee-piece ...	$\frac{1}{4}$ " o/d. $\times$ 22 S.W.G. $\times$ 5' 2" long.	DTD.323	B-A
C.189161/113	Aileron, power assisted, tee-piece to jack lock ...	$\frac{3}{16}$ " o/d. $\times$ 22 S.W.G. $\times$ 3' 9" long.	DTD.323	G-G
C.189161/114	Return, flexible hose to union ... ..	$\frac{1}{4}$ " o/d. $\times$ 22 S.W.G. $\times$ 5' 1" long.	DTD.323	A-B



## PIPING CHART

Part No.	Description	Size & Cutting Length	Material Specification	End Fittings
C.189161/115	Return, union to union ... ..	$\frac{1}{4}$ " o/d. $\times$ 22 S.W.G. $\times$ 1' 8" long.	DTD.323	A-A
C.189161/116	Return, union to union ... ..	$\frac{1}{4}$ " o/d. $\times$ 22 S.W.G. $\times$ 4' 0" long.	DTD.323	B-B
C.198161/117	Return, union to union ... ..	$\frac{1}{4}$ " o/d. $\times$ 22 S.W.G. $\times$ 1' 10" long.	DTD.323	A-A
C.189161/118	Return, union to union ... ..	$\frac{1}{4}$ " o/d. $\times$ 22 S.W.G. $\times$ 1' 4" long.	DTD.323	B-B
C.189161/119	Return, union to union ... ..	$\frac{1}{4}$ " o/d. $\times$ 22 S.W.G. $\times$ 2' 7" long.	DTD.323	A-A
C.189161/124	Pressure, tee-piece to accumulator ... ..	$\frac{1}{4}$ " o/d. $\times$ 22 S.W.G. $\times$ 1' 7" long.	DTD.323	A-A
C.189161/126	Flap balance, tee-piece to jack up connection ...	$\frac{1}{4}$ " o/d. $\times$ 22 S.W.G. $\times$ 2' 3" long.		A-A
C.189161/127	Flap balance, tee-piece to selector ... ..	$\frac{3}{16}$ " o/d. $\times$ 22 S.W.G. $\times$ 1' 1" long.	DTD.323	G-G
C.189161/138	Flap balance, union to flap down connection ...	$\frac{1}{4}$ " o/d. $\times$ 22 S.W.G. $\times$ 2' 8" long.	DTD.323	B-A
C.189161/139	Flap balance, union to union ... ..	$\frac{1}{4}$ " o/d. $\times$ 22 S.W.G. $\times$ 2' 11" long.		
C.189161/140	Flap balance, selector to union ... ..	$\frac{3}{16}$ " o/d. $\times$ 22 S.W.G. $\times$ 4' 0" long.	DTD.323	G-G
C.189161/141	Flap balance, tee-piece to union ... ..	$\frac{1}{4}$ " o/d. $\times$ 22 S.W.G. $\times$ 3' 5" long.	DTD.323	A-A
C.189161/153	Undercarriage air, non-return valve to 4-way piece	$\frac{3}{16}$ " o/d. $\times$ 22 S.W.G. $\times$ 1' 3" long.	DTD.323	G-G
C.189161/154	Undercarriage down, undercarriage, jack to 4-way piece	$\frac{1}{4}$ " o/d. $\times$ 22 S.W.G. $\times$ 4' 10" long.	DTD.323	A-A
C.189161/164	Undercarriage 'up,' tee-piece to tee-piece ...	$\frac{1}{4}$ " o/d. $\times$ 22 S.W.G. $\times$ 8" long.	DTD.323	A-A
C.189161/165	Undercarriage 'up,' tee-piece to thermal relief valve	$\frac{3}{16}$ " o/d. $\times$ 22 S.W.G. $\times$ 7" long.	DTD.323	G-G



PIPING CHART

Part No.	Description	Size & Cutting Length	Material Specification	End Fittings
C.189161/167	Undercarriage 'up,' tee-piece to union ...	$\frac{1}{4}$ " o/d. $\times$ 22 S.W.G. $\times$ 2' 1" long.	DTD.323	A-B
C.189161/169	Undercarriage 'up,' jettison valve to tee-piece ...	$\frac{1}{4}$ " o/d. $\times$ 22 S.W.G. $\times$ 4' 0" long.	DTD.323	A-A
C.189161/170	Undercarriage 'down,' union to tee-piece ...	$\frac{1}{4}$ " o/d. $\times$ 22 S.W.G. $\times$ 1' 5" long.	DTD.323	B-A
C.189161/171	Undercarriage 'down' starboard wing break to union	$\frac{1}{4}$ " o/d. $\times$ 22 S.W.G. $\times$ 1' 8" long.	DTD.323	B-A
C.189161/174	Undercarriage 'down' tee-piece to union ...	$\frac{1}{4}$ " o/d. $\times$ 22 S.W.G. $\times$ 1' 6" long.	DTD.323	A-B
C.189161/175	Undercarriage 'down,' union to starboard wing break	$\frac{1}{4}$ " o/d. $\times$ 22 S.W.G. $\times$ 1' 8" long.	DTD.323	A-B
C.189161/176	Undercarriage 'down' 4 way piece to union ...	$\frac{3}{16}$ " o/d. $\times$ 22 S.W.G. $\times$ 1' 1" long.	DTD.323	G-B
C.189161/182	Undercarriage air, union to pressure relief valve	$\frac{3}{16}$ " o/d. $\times$ 22 S.W.G. $\times$ 3' 1" long.	DTD.323	G-G
C.189161/183	Undercarriage air, non-return valve to pressure release valve	$\frac{3}{16}$ " o/d. $\times$ 22 S.W.G. $\times$ 2' 4" long.	DTD.323	G-G
C.189161/189	Undercarriage air, starboard wing break to union	$\frac{3}{16}$ " o/d. $\times$ 22 S.W.G. $\times$ 3' 6" long.	DTD.323	G-B
C.189161/214	Undercarriage 'down' tee-piece to shuttle valve	$\frac{3}{8}$ " o/d. $\times$ 22 S.W.G. $\times$ 1' 2" long.	DTD.323	A-A
C.189161/215	Undercarriage 'down,' starboard wing, shuttle valve to tee-piece	$\frac{3}{8}$ " o/d. $\times$ 22 S.W.G. $\times$ 1' 4" long.	DTD.323	A-A
C.189161/216	Undercarriage 'down,' tee-piece to union ...	$\frac{3}{8}$ " o/d. $\times$ 22 S.W.G. $\times$ 3' 1" long.	DTD.323	A-A
C.189161/217	Power assisted aileron, union to starboard wing break	$\frac{1}{4}$ " o/d. $\times$ 22 S.W.G. $\times$ 1' 11" long.	DTD.323	B-A
C.189161/218	Undercarriage air, union to tee-piece ...	$\frac{3}{16}$ " o/d. $\times$ 22 S.W.G. $\times$ 1' 10" long.	DTD.323	B-G
C.189161/219	Undercarriage air, union to atmosphere ...	$\frac{3}{8}$ " o/d. $\times$ 22 S.W.G. $\times$ 1' 11" long.	DTD.323	A-Plain
C.189161/220	Flap balance, union to tee-piece (Starboard wing break)	$\frac{1}{4}$ " o/d. $\times$ 22 S.W.G. 2' 3" long.	DTD.323	A-A
C.189161/221	Flap, balance, union to wing break ...	$\frac{3}{16}$ " o/d. $\times$ 22 S.W.G. $\times$ 2' 3" long.	DTD.323	B-B
C.189161/230	Pressure, tee-piece to tee-piece ...	$\frac{1}{4}$ " o/d. $\times$ 22 S.W.G. $\times$ 10" long.	DTD.323	A-A
C.189161/231	Pressure, starboard wing, tee-piece to thermal relief valve	$\frac{3}{16}$ " o/d. $\times$ 22 S.W.G. $\times$ 1' 10" long.	DTD.323	G-G

RESTRICTED

Hunter T. Mk. 7  
Issued with A/L No. 7

## PIPING CHART

Part No.	Description	Size & Cutting Length	Material Specification	End Fittings
C.189161/234	Return, starboard wing, non-return valve to 4 way piece	$\frac{3}{16}$ " o/d. $\times$ 22 S.W.G. $\times$ 7" long.	DTD.323	G-G
C.189161/247	Recuperator, union to union ... ..	$\frac{3}{16}$ " o/d. $\times$ 22 S.W.G. $\times$ 2' 1" long.	DTD.323	G-B
C.189161/248	Recuperator, union to union ... ..	$\frac{3}{16}$ " o/d. $\times$ 22 S.W.G. $\times$ 2' 11" long.	DTD.323	G-B
C.189161/249	Recuperator, union to tee-piece ... ..	$\frac{3}{16}$ " o/d. $\times$ 22 S.W.G. $\times$ 1' 4" long.	DTD.323	G-G

RESTRICTED

## PIPING CHART

Part No.	Description	Size & Cutting Length	Material Specification	End Fittings
C.189161/250	Recuperator, tee-piece to leg pivot connection (C)	$\frac{3}{16}$ " o/d. $\times$ 22 S.W.G. $\times$ 2' 3" long.	DTD.323	G-G
C.189161/251	Recuperator, tee-piece to pressure reducing valve	$\frac{3}{16}$ " o/d. $\times$ 22 S.W.G. $\times$ 2 $\frac{1}{2}$ " long.	DTD.323	G-G
C.189161/252	Recuperator, pressure regulating valve to tee-piece	$\frac{3}{16}$ " o/d. $\times$ 22 S.W.G. $\times$ 2' 3" long.	DTD.423	G-G
C.189161/253	Pressure, union to tee-piece... ..	$\frac{1}{4}$ " o/d. $\times$ 22 S.W.G. $\times$ 11 $\frac{1}{2}$ " long.	DTD.323	A-A
C.189161/254	Pressure, tee-piece to non-return valve ... ..	$\frac{1}{4}$ " o/d. $\times$ 22 S.W.G. $\times$ 1' 0" long.	DTD.323	A-A
C.189161/255	Wheel brake, leg pivot connection (A) to adaptor	$\frac{3}{16}$ " o/d. $\times$ 22 S.W.G. $\times$ 2' 10" long.	DTD.323	G-G
C.189161/256	Wheel brake, adaptor to union ... ..	$\frac{1}{4}$ " o/d. $\times$ 22 S.W.G. $\times$ 2' 0" long.	DTD.323	A-A
C.189161/257	Return, leg pivot connection (B) to tee-piece ...	$\frac{3}{16}$ " o/d. $\times$ 22 S.W.G. $\times$ 1' 10" long.	DTD.323	G-G
C.189161/259	Recuperator, tee-piece to pressure regulating valve	$\frac{3}{16}$ " o/d. $\times$ 22 S.W.G. $\times$ 9 $\frac{1}{2}$ " long.	DTD.323	G-G
C.189161/267	Pressure, non-return valve to filter (inlet) ...	$\frac{1}{4}$ " o/d. $\times$ 22 S.W.G. $\times$ 9" long.	DTD.323	A-A
C.189161/268	Pressure, filter (outlet) to tee-piece ... ..	$\frac{1}{4}$ " o/d. $\times$ 22 S.W.G. $\times$ 4 $\frac{1}{2}$ " long.	DTD.323	A-A
C.189161/273	Return, 4 way piece to tee-piece ... ..	$\frac{3}{16}$ " o/d. $\times$ 22 S.W.G. $\times$ 2' 0" long.	DTD.323	G-G
C.189161/274	Undercarriage 'up,' 4 way piece to union ...	$\frac{3}{8}$ " o/d. $\times$ 22 S.W.G. $\times$ 1' 1" long.	DTD.323	A-A
C.189161/275	Undercarriage 'up,' union to jettison valve ...	$\frac{3}{8}$ " o/d. $\times$ 22 S.W.G. $\times$ 2' 2" long.	DTD.323	A-B
C.189161/276	Oil jettison, jettison valve to atmosphere ...	$\frac{3}{8}$ " o/d. $\times$ 22 S.W.G. $\times$ 1' 6 $\frac{1}{2}$ " long.	DTD.323	A-Plain
C.189161/277	Undercarriage air, union to union ... ..	$\frac{3}{16}$ " o/d. $\times$ 22 S.W.G. $\times$ 2' 5" long.	DTD.323	G-B
C.189161/278	Undercarriage air, union to jettison valve ...	$\frac{3}{16}$ " o/d. $\times$ 22 S.W.G. $\times$ 2' 1" long.	DTD.323	G-G
C.189161/279	Undercarriage air, jettison valve to shuttle valve	$\frac{3}{16}$ " o/d. $\times$ 22 S.W.G. $\times$ 1' 6" long.	DTD.323	G-G
C.189161/280	Return, 4 way piece to non-return valve... ..	$\frac{1}{4}$ " o/d. $\times$ 22 S.W.G. $\times$ 10 $\frac{1}{2}$ " long.	DTD.323	A-A
C.189161/281	Undercarriage 'down,' sequence valve to union	$\frac{3}{16}$ " o/d. $\times$ 22 S.W.G. $\times$ 1' 8" long.	DTD.323	G-G

## PIPING CHART

Part No.	Description	Size & Cutting Length	Material Specification	End Fittings
B.190252/4	From bulkhead union in top skin to bulkhead union at frame 18	$\frac{1}{4}$ " o/d. $\times$ 22 S.W.G. $\times$ 5' 0" long.	DTD.253	A-A
B.190252/5	For pre-cooler drain ... ..	$\frac{3}{8}$ " o/d. $\times$ 22 S.W.G. $\times$ 3' 0" long.	DTD.323	A-A
B.190252/7	From connection to bulkhead union at frame 18	$\frac{1}{4}$ " o/d. $\times$ 22 S.W.G. $\times$ 5' 6" long.	DTD.253	A-B
B.190252/8	For inter cooler drain ... ..	$\frac{3}{8}$ " o/d. $\times$ 22 S.W.G. $\times$ 3' 0" long.	DTD.253	A-A
B.196210/1	Pressure, joint to joint ... ..	$\frac{5}{16}$ " o/d. $\times$ 22 S.W.G. $\times$ 1' 8" long.	L.54 or T.9	Plain
B.196210/2	Static, joint to joint ... ..	$\frac{5}{16}$ " o/d. $\times$ 22 S.W.G. $\times$ 2' 0" long.	L.54 or T.9	Plain
B.196210/3	Pressure, joint to tee-piece ... ..	$\frac{5}{16}$ " o/d. $\times$ 22 S.W.G. $\times$ 1' 1" long.	L.54 or T.9	Plain
B.196210/4	Static, joint ,to tee-piece ... ..	$\frac{5}{16}$ " o/d. $\times$ 22 S.W.G. $\times$ 10" long.	L.54 or T.9	Plain
B.196210/7	Static, tee-piece to tee-piece ... ..	$\frac{5}{16}$ " o/d. $\times$ 22 S.W.G. $\times$ 3' 1" long.	L.54 or T.9	Plain
B.196210/8	Pressure, tee-piece to tee-piece ... ..	$\frac{5}{16}$ " o/d. $\times$ 22 S.W.G. $\times$ 3' 7" long.	L.54 or T.9	Plain
B.196210/13	Pressure, joint to joint ... ..	$\frac{5}{16}$ " o/d. $\times$ 22 S.W.G. $\times$ 2' 11" long.	L.54 or T.9	Plain
B.196210/14	Static, joint to joint ... ..	$\frac{5}{16}$ " o/d. $\times$ 22 S.W.G. $\times$ 2' 6" long.	L.54 or T.9	Plain
B.196210/17	Pressure, tee-piece to joint... ..	$\frac{5}{16}$ " o/d. $\times$ 22 S.W.G. $\times$ 2' 10" long.	L.54 or T.9	Plain
B.196210/18	Static, tee-piece to joint ... ..	$\frac{5}{16}$ " o/d. $\times$ 22 S.W.G. $\times$ 2' 3" long.	L.54 or T.9	Plain
B.196210/19	Pressure, joint to joint ... ..	$\frac{5}{16}$ " o/d. $\times$ 22 S.W.G. $\times$ 2' 5" long.	L.54 or T.9	Plain
B.196210/20	Static, joint to joint ... ..	$\frac{5}{16}$ " o/d. $\times$ 22 S.W.G. $\times$ 2' 5" long.	L.54 or T.9	Plain

## PIPING CHART

Part No.	Description	Size & Cutting Length	Material Specification	End Fittings
A.196449/1	Pressure, union to elbow ... ..	$\frac{5}{16}$ " o/d. $\times$ 22 S.W.G. $\times$ 6" long.	L.54 or Std.1741 Altv.	Plain
A.196449/2	Static, union to elbow ... ..	$\frac{5}{16}$ " o/d. $\times$ 22 S.W.G. $\times$ 9" long.	L.54 or Std.1741 Altv.	Plain
A.196449/3	Pressure, elbow to union ... ..	$\frac{5}{16}$ " o/d. $\times$ 22 S.W.G. $\times$ 10" long.	L.54 or Std.1741 Altv.	Plain
A.196449/4	Static, elbow to union ... ..	$\frac{5}{16}$ " o/d. $\times$ 22 S.W.G. $\times$ 1' 10" long.	L.54 or Std.1741 Altv.	Plain
A.196449/5	Pressure, union to tee-piece ... ..	$\frac{5}{16}$ " o/d. $\times$ 22 S.W.G. $\times$ 1' 11" long.	L.54 or Std.1741 Altv.	Plain
A.196449/6	Static, union to tee-piece ... ..	$\frac{5}{16}$ " o/d. $\times$ 22 S.W.G. $\times$ 2' 0" long.	L.54 or Std.1741 Altv.	Plain
A.196449/15	Pressure, tee-piece to union ... ..	$\frac{5}{16}$ " o/d. $\times$ 22 S.W.G. $\times$ 2' 4" long.	L.54 or Std.1741 Altv.	Plain
A.196449/16	Static, tee-piece to union ... ..	$\frac{5}{16}$ " o/d. $\times$ 22 S.W.G. $\times$ 2' 4" long.	L.54 or Std.1741 Altv.	Plain
A.196449/17	Pressure, union to tee-piece ... ..	$\frac{5}{16}$ " o/d. $\times$ 22 S.W.G. $\times$ 2' 0" long.	L.54 or Std.1741 Altv.	Plain
A.196449/18	Static, union to tee-piece ... ..	$\frac{5}{16}$ " o/d. $\times$ 22 S.W.G. $\times$ 1' 10" long.	L.54 or Std.1741 Altv.	Plain
A.196449/19	Pressure, tee-piece to elbow ... ..	$\frac{5}{16}$ " o/d. $\times$ 22 S.W.G. $\times$ 10" long.	L.54 or Std.1741 Altv.	Plain
A.196449/20	Static, tee-piece to elbow ... ..	$\frac{5}{16}$ " o/d. $\times$ 22 S.W.G. $\times$ 10" long.	L.54 or Std.1741 Altv.	Plain

## PIPING CHART

Part No.	Description	Size & Cutting Length	Material Specification	End Fittings
A.196449/21	Pressure, elbow to elbow ... ..	$\frac{5}{16}$ " o/d. $\times$ 22 S.W.G. $\times$ 4' 0" long.	L.54 or Std.1741 Altv.	Plain
A.196449/22	Static, elbow to elbow ... ..	$\frac{5}{16}$ " o/d. $\times$ 22 S.W.G. $\times$ 4' 3" long.	L.54 or Std.1741 Altv.	Plain
A.196449/23	Pressure, elbow to elbow ... ..	$\frac{3}{16}$ " o/d. $\times$ 22 S.W.G. $\times$ 1' 1" long.	L.54 or Std.1741 Altv.	Plain
A.196449/24	Static, elbow to elbow ... ..	$\frac{3}{16}$ " o/d. $\times$ 22 S.W.G. $\times$ 1' 1" long.	L.54 or Std.1741 Altv.	Plain
A.196449/25	Pressure, elbow to union ... ..	$\frac{5}{16}$ " o/d. $\times$ 22 S.W.G. $\times$ 5' 1" long.	L.54 or T.9	Plain
A.196449/26	Static, elbow to union ... ..	$\frac{5}{16}$ " o/d. $\times$ 22 S.W.G. $\times$ 4' 11" long.	L.54 or T.9	Plain
A.196449/27	Pressure, union to union ... ..	$\frac{3}{16}$ " o/d. $\times$ 22 S.W.G. $\times$ 10" long.	L.54 or T.9	Plain
A.196449/28	Static, union to union ... ..	$\frac{5}{16}$ " o/d. $\times$ 22 S.W.G. $\times$ 1' 1" long.	L.54 or T.9	Plain
A.196449/29	Pressure, tee-piece to tee-piece ... ..	$\frac{5}{16}$ " o/d. $\times$ 22 S.W.G. $\times$ 3' 0" long.	L.54 or Std.1741 Altv.	Plain
A.196449/30	Static, tee-piece to tee-piece ... ..	$\frac{5}{16}$ " o/d. $\times$ 22 S.W.G. $\times$ 2' 4" long.	L.54 or Std.1741 Altv.	Plain
A.196449/31	Pressure, tee-piece to pressure head ... ..	$\frac{5}{16}$ " o/d. $\times$ 22 S.W.G. $\times$ 8 $\frac{1}{2}$ " long.	L.54 or T.9	Plain
A.196449/32	Static, tee-piece to static head ... ..	$\frac{5}{16}$ " o/d. $\times$ 22 S.W.G. $\times$ 9" long.	L.54 to T.9	Plain
C.198764/1	Pressure, engine driven pump to tee-piece ...	$\frac{1}{2}$ " o/d. $\times$ 20 S.W.G. $\times$ 5" long.	DTD.323	A-A
C.198764/3	Pressure, tee-piece to E.P. non-return valve ...	$\frac{1}{2}$ " o/d. $\times$ 20 S.W.G. $\times$ 1' 4" long.	DTD.323	A-A
C.198764/4	Pressure, E.P. non-return valve to tee-piece ...	$\frac{1}{2}$ " o/d. $\times$ 20 S.W.G. $\times$ 5" long.	DTD.323	A-A
<del>C.198764/5</del>	<del>Pressure, tee-piece to tee-piece ... ..</del>	<del><math>\frac{1}{2}</math>" o/d. 20 S.W.G. <math>\times</math> 3' 8" long.</del>	<del>DTD.323</del>	<del>A-A</del>
C.198764/9	Pressure, union to union ... ..	$\frac{1}{4}$ " o/d. $\times$ 22 S.W.G. $\times$ 3" 10" long.	DTD.323	A-A

PIPING CHART

Part No.	Description	Size & Cutting Length	Material Specification	End Fittings
C.198764/10	Pressure, union to tee-piece ... ..	$\frac{1}{4}$ " o/d. $\times$ 22 S.W.G. $\times$ 2' 0" long.	DTD.323	B-A
C.198764/11	Pressure, tee-piece to non-return valve ... ..	$\frac{1}{4}$ " o/d. $\times$ 22 S.W.G. $\times$ 4" long.	DTD.323	A-A
C.198764/12	Pressure, non-return valve to tee-piece ... ..	$\frac{1}{4}$ " o/d. $\times$ 22 S.W.G. $\times$ 3" long.	DTD.323	A-A
C.198764/15	Pressure, tee-piece to hand pump pressure relief valve	$\frac{1}{4}$ " o/d. $\times$ 22 S.W.G. $\times$ 5" long.	DTD.323	A-A
C.198764/16	Pressure, tee-piece to bulkhead union ... ..	$\frac{1}{4}$ " o/d. $\times$ 22 S.W.G. $\times$ 2' 8" long.	DTD.323	A-A
C.198764/24	Suction, tee-piece to hand pump pressure relief	$\frac{1}{4}$ " o/d. $\times$ 22 S.W.G. $\times$ 6" long.	DTD.323	A-A
C.198764/31	Return, union to bulkhead union ... ..	$\frac{1}{4}$ " o/d. $\times$ 22 S.W.G. $\times$ 3' 0" long.	DTD.323	A-A
C.198764/32	Return, tee-piece to 4 way piece ... ..	$\frac{3}{16}$ " o/d. $\times$ 22 S.W.G. $\times$ 10" long.	DTD.323	G-G
C.198764/33	Return, 4 way piece to pressure reducing valve	$\frac{3}{16}$ " o/d. $\times$ 22 S.W.G. $\times$ 8" long.	DTD.323	G-G
C.198764/34	Return, 4 way piece to lower pressure relief valve	$\frac{3}{16}$ " o/d. $\times$ 22 S.W.G. $\times$ 6" long.	DTD.323	G-G
C.198764/35	Return, 4 way piece to upper pressure relief valve	$\frac{3}{16}$ " o/d. $\times$ 22 S.W.G. $\times$ 7" long.	DTD.323	G-G
C.198764/39	Wing flap 'up,' union to union ... ..	$\frac{1}{4}$ " o/d. $\times$ 22 S.W.G. $\times$ 2' 9" long.	DTD.323	A-B
C.198764/42	Wing flap 'down,' union to union ... ..	$\frac{1}{4}$ " o/d. $\times$ 22 S.W.G. $\times$ 2' 9" long.	DTD.323	A-B
C.198764/44	Flap interconnection, pressure reducing valve to tee-piece	$\frac{3}{16}$ " o/d. $\times$ 22 S.W.G. $\times$ 9" long.	DTD.323	G-G
C.198764/46	Flap interconnection, non-return valve to 4 way piece	$\frac{3}{16}$ " o/d. $\times$ 22 S.W.G. $\times$ 11" long.	DTD.323	G-G
C.198764/48	Flap interconnection, 4 way piece to union ...	$\frac{1}{4}$ " o/d. $\times$ 22 S.W.G. $\times$ 3' 8" long.	DTD.323	A-A
C.198764/50	Flap interconnection, tee-piece to non-return valve	$\frac{3}{16}$ " o/d. $\times$ 22 S.W.G. $\times$ 5" long.	DTD.323	G-G
C.198764/51	Flap interconnection, non-return valve to 4 way piece	$\frac{3}{16}$ " o/d. $\times$ 22 S.W.G. $\times$ 1' 1" long.	DTD.323	G-G
C.198764/52	Flap interconnection, 4 way piece to starboard wing break	$\frac{1}{4}$ " o/d. $\times$ 22 S.W.G. $\times$ 6" long.	DTD.323	A-A

RESTRICTED

Hunter T. Mk. 7  
Issued with A/L No. 7

## PIPING CHART

Part No.	Description	Size & Cutting Length	Material Specification	End Fittings
C.198764/53	Flap, interconnection, 4 way piece to union ...	$\frac{1}{4}$ " o/d. $\times$ 22 S.W.G. $\times$ 4' 3" long.	DTD.323	A-A
C.198764/56	Flap interconnection, 4 way piece to upper pressure relief valve	$\frac{3}{16}$ " o/d. $\times$ 22 S.W.G. $\times$ 1' 6" long.	DTD.323	G-G
C.198764/67	Tee-piece to union ... ..	$\frac{3}{16}$ " o/d. $\times$ 22 S.W.G. $\times$ 3' 8" long.	DTD.323	G-G
C.198764/68	Tee-piece to starboard wing break ... ..	$\frac{3}{16}$ " o/d. $\times$ 22 S.W.G. $\times$ 1' 1" long.	DTD.323	G-G
C.198764/69	Tee-piece to tee-piece ... ..	$\frac{3}{16}$ " o/d. $\times$ 22 S.W.G. $\times$ 1' 4" long.	DTD.323	G-G
C.198764/72	Tee-piece to tee-piece ... ..	$\frac{3}{16}$ " o/d. $\times$ 22 S.W.G. $\times$ 7" long.	DTD.323	G-G
C.198764/73	Tee-piece to non-return valve ... ..	$\frac{3}{16}$ " o/d. $\times$ 22 S.W.G. $\times$ 3" long.	DTD.323	G-G
C.198764/74	Union to port wing break ... ..	$\frac{3}{16}$ " o/d. $\times$ 22 S.W.G. $\times$ 2' 9" long.	DTD.323	B-G
C.198764/75	Pressure, union to hand pump ... ..	$\frac{1}{4}$ " o/d. $\times$ 22 S.W.G. $\times$ 1' 7" long.	DTD.323	B-A
C.198764/84	Pressure, union to union ... ..	$\frac{3}{8}$ " o/d. $\times$ 22 S.W.G. $\times$ 2' 1" long.	DTD.323	A-A
C.198764/85	Pressure, 4 way piece to tee-piece ... ..	$\frac{1}{4}$ " o/d. $\times$ 22 S.W.G. $\times$ 1' 5" long.	DTD.323	A-A
C.198764/88	Return, tee-piece to 4 way piece ... ..	$\frac{1}{2}$ " o/d. $\times$ 20 S.W.G. $\times$ 2' 5" long.	DTD.323	A-A
C.198764/91	Union to restrictor union ... ..	$\frac{1}{4}$ " o/d. $\times$ 22 S.W.G. $\times$ 1' 6" long.	DTD.323	A-B
C.198764/93	Undercarriage 'up,' sequence valve to union ...	$\frac{1}{4}$ " o/d. $\times$ 22 S.W.G. $\times$ 1' 1" long.	DTD.323	A-A
C.198764/94	Undercarriage 'down,' sequence valve to union	$\frac{1}{4}$ " o/d. $\times$ 22 S.W.G. $\times$ 2' 4" long.	DTD.323	A-A
C.198764/96	Return, tee-piece to port wing break ... ..	$\frac{3}{8}$ " o/d. $\times$ 22 S.W.G. $\times$ 3' 10" long.	DTD.323	A-A
C.198764/97	Pressure, tee-piece to union... ..	$\frac{3}{8}$ " o/d. $\times$ 22 S.W.G. $\times$ 1' 2" long.	DTD.323	A-B
C.198764/99	Undercarriage 'up,' union to union, port wing break	$\frac{1}{4}$ " o/d. $\times$ 22 S.W.G. $\times$ 3' 3" long.	DTD.323	A-A
C.198764/100	Undercarriage 'down,' tee-piece to tee-piece ...	$\frac{3}{8}$ " o/d. $\times$ 22 S.W.G. $\times$ 2' 9" long.	DTD.323	A-A

RESTRICTED



PIPING CHART

Part No.	Description	Size & Cutting Length	Material Specification	End Fittings
C.198764/101	Undercarriage air, union to port wing break	$\frac{3}{16}$ " o/d. $\times$ 22 S.W.G. $\times$ 4' 0" long.	DTD.323	G-G
C.198764/105	Undercarriage 'down,' tee-piece to sequence valve	$\frac{1}{4}$ " o/d. $\times$ 22 S.W.G. $\times$ 1' 9" long.	DTD.323	A-A
C.198764/106	Undercarriage 'down,' union to sequence valve	$\frac{1}{4}$ " o/d. $\times$ 22 S.W.G. $\times$ 2' 3" long.	DTD.323	B-A
C.198764/108	Recuperator, union to union ... ..	$\frac{3}{16}$ " o/d. $\times$ 22 S.W.G. $\times$ 3' 7" long.	DTD.323	B-B
C.198764/109	Recuperator, union to union ... ..	$\frac{3}{16}$ " o/d. $\times$ 22 S.W.G. $\times$ 3' 10" long.	DTD.323	G-G
C.198764/132	Pressure, tee-piece to external supply valve ...	$\frac{1}{2}$ " o/d. $\times$ 20 S.W.G. $\times$ 4" long.	DTD.323	A-C
C.198764/134	Return, 4 way piece to external supply valve ...	$\frac{3}{8}$ " o/d. $\times$ 22 S.W.G. $\times$ 10" long.	DTD.323	A-A
C.198764/135	Return, 4 way piece to tee-piece ... ..	$\frac{1}{2}$ " o/d. $\times$ 20 S.W.G. $\times$ 16" long.	DTD.323	A-A
C.198764/140	Pressure, tee-piece to union ... ..	$\frac{1}{4}$ " o/d. $\times$ 22 S.W.G. $\times$ 1' 2" long.	DTD.323	A-S
C.198764/145	Undercarriage down tee-piece to union ... ..	$\frac{1}{4}$ " o/d. $\times$ 22 S.W.G. $\times$ 3' 3" long.	DTD.323	A-B
C.198764/146	Return, tee-piece to union ... ..	$\frac{1}{4}$ " o/d. $\times$ 22 S.W.G. $\times$ 1' 6" long.	DTD.323	A-B
C.198764/151	Return, reservoir to tee-piece ... ..	$\frac{1}{2}$ " o/d. $\times$ 20 S.W.G. $\times$ 1' 10" long.	DTD.323	A-A
C.198764/152	Return, tee-piece to union ... ..	$\frac{3}{8}$ " o/d. $\times$ 22 S.W.G. $\times$ 2' 5" long.	DTD.323	A-A
C.198764/153	Return, union to union ... ..	$\frac{3}{8}$ " o/d. $\times$ 22 S.W.G. $\times$ 1' 11" long.	DTD.323	B-A
C.198764/156	Suction, filter to tee-piece ... ..	$\frac{3}{8}$ " o/d. $\times$ 22 S.W.G. $\times$ 1' 0" long.	DTD.323	A-A
C.198764/157	Suction, tee-piece to hand pump ... ..	$\frac{3}{8}$ " o/d. $\times$ 22 S.W.G. $\times$ 2' 4" long.	DTD.323	A-A
C.198764/158	Return, reservoir to union ... ..	$\frac{1}{4}$ " o/d. $\times$ 22 S.W.G. $\times$ 1' 7" long.	DTD.323	A-B
C.198764/159	Relief, reservoir to atmosphere ... ..	$\frac{1}{4}$ " o/d. $\times$ 22 S.W.G. $\times$ 1' 6" long	DTD.323	A-Plain
C.198764/160	Pressure, tee-piece to union ... ..	$\frac{1}{4}$ " o/d. $\times$ 22 S.W.G. $\times$ 2' 6" long.	DTD.323	A-A

RESTRICTED

Hunter T. Mk. 7  
Issued with A/L No. 7

## PIPING CHART

Part No.	Description	Size & Cutting Length	Material Specification	End Fittings
A.198842/1	Greaser, port, inner ... ..	$\frac{3}{16}$ " o/d. $\times$ 22 S.W.G. $\times$ 9 $\frac{1}{2}$ " long.	DTD.253	H-G
A.198842/2	Greaser, starboard, inner ... ..	$\frac{3}{16}$ " o/d. $\times$ 22 S.W.G. $\times$ 9 $\frac{1}{2}$ " long.	DTD.253	H-G
A.198842/3	Greaser, port, outer ... ..	$\frac{3}{16}$ " o/d. $\times$ 22 S.W.G. $\times$ 9 $\frac{1}{2}$ " long.	DTD.253	H-G
A.198842/4	Greaser, starboard, outer ... ..	$\frac{3}{16}$ " o/d. $\times$ 22 S.W.G. $\times$ 9 $\frac{1}{2}$ " long.	DTD.253	H-G
A.199665	Drain, engine, oil filter ... ..	$\frac{1}{4}$ " o/d. $\times$ 22 S.W.G. $\times$ 1' 9 $\frac{1}{2}$ " long.	DTD.253	A-Plain
B.201042/11	Balance, pressure reducing valve to tee-piece, port	$\frac{3}{8}$ " o/d. $\times$ 22 S.W.G. $\times$ 2' 9" long.	DTD.253	A-A
B.201042/12	Balance, pressure reducing valve to tee-piece, starboard	$\frac{3}{8}$ " o/d. $\times$ 22 S.W.G. $\times$ 1' 4" long.	DTD.253	A-A
B.201042/13	Drain, tee-piece to boss ... ..	$\frac{3}{8}$ " o/d. $\times$ 22 S.W.G. $\times$ 11" long.	DTD.253	A-A
B.201059/1	Balance, pressure relief valve to tee-piece, port ...	$\frac{1}{4}$ " o/d. $\times$ 22 S.W.G. $\times$ 1' 6" long.	DTD.253	A-A
B.201059/2	Balance, pressure relief valve to tee-piece, starboard	$\frac{1}{4}$ " o/d. $\times$ 22 S.W.G. $\times$ 4' 0" long.	DTD.253	A-A
B.201059/3	Balance, tee-piece to refuelling branch pipe ...	$\frac{1}{4}$ " o/d. $\times$ 22 S.W.G. $\times$ 1' 10" long.	DTD.253	A-A

RESTRICTED

PIPING CHART

Part No.	Description	Size & Cutting Length	Material Specification	End Fittings
C.211689/1	Pressure, transport joint to union ... ..	$\frac{1}{4}$ " o/d. $\times$ 22 S.W.G. $\times$ 1' 11" long.	DTD.323	A-B
C.211689/2	Pressure, union to union ... ..	$\frac{1}{4}$ " o/d. $\times$ 22 S.W.G. $\times$ 2' 10" long.	DTD.323	A-B
C.211689/5	Pressure, union to tee-piece ... ..	$\frac{1}{4}$ " o/d. $\times$ 22 S.W.G. $\times$ 1' 8" long.	DTD.323	A-A
C.211689/6	Pressure, tee-piece to union ... ..	$\frac{1}{4}$ " o/d. $\times$ 22 S.W.G. $\times$ 3' 4" long.	DTD.323	A-B
C.211689/7	Pressure, union to union ... ..	$\frac{1}{4}$ " o/d. $\times$ 22 S.W.G. $\times$ 2' 0" long.	DTD.323	A-B
C.211689/8	Pressure, union to union ... ..	$\frac{1}{4}$ " o/d. $\times$ 22 S.W.G. $\times$ 3' 1" long.	DTD.323	A-A
C.211689/9	Pressure, union to tee-piece... ..	$\frac{1}{4}$ " o/d. $\times$ 22 S.W.G. $\times$ 3' 5" long.	DTD.233	B-A
C.211689/13	Pressure, tee-piece to non-return valve ... ..	$\frac{1}{4}$ " o/d. $\times$ 22 S.W.G. $\times$ $3\frac{1}{2}$ " long.	DTD.323	A-A
C.211689/14	Pressure, non-return valve to 4 way piece ... ..	$\frac{1}{4}$ " o/d. $\times$ 22 S.W.G. $\times$ 7" long.	DTD.323	A-A
C.211689/15	Pressure, 4 way piece to brake relay unit ... ..	$\frac{1}{4}$ " o/d. $\times$ 22 S.W.G. $\times$ 14" long	DTD.323	A-A
C.211689/16	Return, transport joint to union ... ..	$\frac{1}{4}$ " o/d. $\times$ 22 S.W.G. $\times$ 2' 3" long.	DTD.323	A-B
C.211689/17	Return, union to union ... ..	$\frac{1}{4}$ " o/d. $\times$ 22 S.W.G. $\times$ 2' 4" long.	DTD.323	A-B
C.211689/18	Return, union to tee-piece ... ..	$\frac{1}{4}$ " o/d. $\times$ 22 S.W.G. $\times$ 3' 4" long.	DTD.323	A-A
C.211689/19	Return, tee-piece to union ... ..	$\frac{1}{4}$ " o/d. $\times$ 22 S.W.G. $\times$ 1' 4" long.	DTD.323	A-B
C.211689/20	Return, union to union ... ..	$\frac{1}{4}$ " o/d. $\times$ 22 S.W.G. $\times$ 3' 7" long.	DTD.323	A-B
C.211689/22	Return, union to union ... ..	$\frac{1}{4}$ " o/d. $\times$ 22 S.W.G. $\times$ 2' 11" long.	DTD.323	A-B
C.211689/23	Return, union to tee-piece ... ..	$\frac{1}{4}$ " o/d. $\times$ 22 S.W.G. $\times$ 2' 10" long.	DTD.323	A-A
C.211689/24	Return, tee-piece to non-return valve ... ..	$\frac{1}{4}$ " o/d. $\times$ 22 S.W.G. $\times$ 7" long.	DTD.323	A-A
C.211689/25	Return, non-return valve to brake relay valve ... ..	$\frac{1}{4}$ " o/d. $\times$ 22 S.W.G. $\times$ 1' 4" long.	DTD.323	A-A
C.211689/26	Return, tee-piece to thermal relief valve ... ..	$\frac{3}{16}$ " o/d. $\times$ 22 S.W.G. $\times$ 11" long.	DTD.323	G-G
C.211689/27	Return, thermal relief valve to 4 way piece ... ..	$\frac{3}{16}$ " o/d. $\times$ 22 S.W.G. $\times$ 1' 11" long.	DTD.323	G-G

RESTRICTED

Hunter T. Mk. 7  
Issued with A/L No. 7

## PIPING CHART

Part No.	Description	Size & Cutting Length	Material Specification	End Fittings
C.211689/28	Return, tee-piece to non-return valve ... ..	$\frac{1}{4}$ " o/d. $\times$ 22 S.W.G. $\times$ 7" long.	DTD.323	A-A
C.211689/29	Pressure, tee-piece to non-return valve ... ..	$\frac{1}{4}$ " o/d. $\times$ 22 S.W.G. $\times$ 6" long.	DTD.323	A-A
C.211689/30	Starboard brake, transport joint to union ... ..	$\frac{1}{4}$ " o/d. $\times$ 22 S.W.G. $\times$ 2' 3" long.	DTD.323	A-B
C.221689/31	Starboard brake, union to union ... ..	$\frac{1}{4}$ " o/d. $\times$ 22 S.W.G. $\times$ 2' 10" long.	DTD.323	A-B
C.211689/32	Starboard brake, union to union ... ..	$\frac{1}{4}$ " o/d. $\times$ 22 S.W.G. $\times$ 3' 1" long.	DTD.323	A-B
C.211689/33	Starboard brake, union to union ... ..	$\frac{1}{4}$ " o/d. $\times$ 22 S.W.G. $\times$ 1' 5" long.	DTD.323	A-B
C.211689/34	Starboard brake, union to union ... ..	$\frac{1}{4}$ " o/d. $\times$ 22 S.W.G. $\times$ 3' 10" long.	DTD.323	A-B
C.211689/35	Starboard brake, union to union ... ..	$\frac{1}{4}$ " o/d. $\times$ 22 S.W.G. $\times$ 2' 3" long.	DTD.323	A-B
C.211689/36	Starboard brake, union to union ... ..	$\frac{1}{4}$ " o/d. $\times$ 22 S.W.G. $\times$ 1' 9" long.	DTD.323	A-A
C.211689/37	Starboard brake, union to tee-piece ... ..	$\frac{1}{4}$ " o/d. $\times$ 22 S.W.G. $\times$ 3' 5" long.	DTD.323	B-A
C.211689/38	Starboard brake, tee-piece to brake relay valve ...	$\frac{1}{4}$ " o/d. $\times$ 22 S.W.G. $\times$ 7" long.	DTD.323	A-A
C.211689/41	Port brake, transport joint to union ... ..	$\frac{1}{4}$ " o/d. $\times$ 22 S.W.G. $\times$ 1' 11" long.	DTD.323	A-B
C.211689/42	Port brake, union to union ... ..	$\frac{1}{4}$ " o/d. $\times$ 22 S.W.G. $\times$ 3' 1" long.	DTD.323	A-B
C.211689/43	Port brake, union to union ... ..	$\frac{1}{4}$ " o/d. $\times$ 22 S.W.G. $\times$ 2' 11" long.	DTD.323	A-B
C.211689/44	Port brake, union to union ... ..	$\frac{1}{4}$ " o/d. $\times$ 22 S.W.G. $\times$ 1' 5" long.	DTD.323	A-B
C.211689/45	Port brake, union to union ... ..	$\frac{1}{4}$ " o/d. $\times$ 22 S.W.G. $\times$ 3' 9" long.	DTD.323	A-B
C.211689/46	Port brake, union to union ... ..	$\frac{1}{4}$ " o/d $\times$ 22 S.W.G. $\times$ 1' 10" long.	DTD.323	A-B
C.211689/47	Port brake, union to union ... ..	$\frac{1}{4}$ " o/d. $\times$ 22 S.W.G. $\times$ 3' 2" long.	DTD.323	A-B
C.211689/48	Port brake, union to tee-piece ... ..	$\frac{1}{4}$ " o/d. $\times$ 22 S.W.G. $\times$ 4' 0" long.	DTD.323	A-A
C.211689/49	Port brake, tee-piece to brake relay valve ...	$\frac{1}{4}$ " o/d. $\times$ 22 S.W.G. $\times$ 1' 4" long.	DTD.323	A-A

RESTRICTED

PIPING CHART

Part No.	Description	Size & Cutting Length	Material Specification	End Fittings
C.211689/52	Undercarriage 'up,' transport joint to union ...	$\frac{1}{4}$ " o/d. $\times$ 22 S.W.G. $\times$ 2' 3" long.	DTD.323	A-B
C.211689/53	Undercarriage 'up,' union to union ... ..	$\frac{1}{4}$ " o/d. $\times$ 22 S.W.G. $\times$ 2' 7" long.	DTD.323	A-B
C.211689/54	Undercarriage 'up,' union to union ... ..	$\frac{1}{4}$ " o/d. $\times$ 22 S.W.G. $\times$ 3' 0" long.	DTD.323	A-B
C.211689/55	Undercarriage 'up,' union to union ... ..	$\frac{1}{4}$ " o/d. $\times$ 22 S.W.G. $\times$ 1' 6" long.	DTD.323	A-B
C.211689/56	Undercarriage 'up,' union to union ... ..	$\frac{1}{4}$ " o/d. $\times$ 22 S.W.G. $\times$ 3' 11" long.	DTD.323	A-B
C.211689/57	Undercarriage 'up,' union to union ... ..	$\frac{1}{4}$ " o/d. $\times$ 22 S.W.G. $\times$ 1' 6" long.	DTD.323	A-B
C.211689/58	Undercarriage 'up,' union to tee-piece ... ..	$\frac{1}{4}$ " o/d. $\times$ 22 S.W.G. $\times$ 1' 0" long.	DTD.323	A-A
C.211689/59	Undercarriage 'up,' tee-piece to restrictor valve	$\frac{3}{16}$ " o/d. $\times$ 22 S.W.G. $\times$ 10" long.	DTD.323	G-G
C.211689/60	Undercarriage 'up,' restrictor valve to nosewheel jack	$\frac{3}{16}$ " o/d. $\times$ 22 S.W.G. $\times$ 2' 4" long.	DTD.323	G-G
C.211689/61	Undercarriage 'up,' tee-piece to union ... ..	$\frac{3}{16}$ " o/d. $\times$ 22 S.W.G. $\times$ 2' 0" long.	DTD.323	G-B
C.211689/62	Undercarriage 'up,' union to sequence valve ...	$\frac{3}{16}$ " o/d. $\times$ 22 S.W.G. $\times$ 1' 10" long.	DTD.323	G-G
C.211689/63	Undercarriage 'up,' sequence valve to union ...	$\frac{3}{16}$ " o/d. $\times$ 22 S.W.G. $\times$ 3' 0" long.	DTD.323	G-B
C.211689/64	Undercarriage 'up,' union to union ... ..	$\frac{3}{16}$ " o/d. $\times$ 22 S.W.G. $\times$ 2' 8" long.	DTD.323	G-B
C.211689/66	Undercarriage 'down,' transport joint to union	$\frac{1}{4}$ " o/d. $\times$ 22 S.W.G. $\times$ 2' 4" long.	DTD.323	A-B
C.211689/67	Undercarriage 'down,' union to union ... ..	$\frac{1}{4}$ " o/d. $\times$ 22 S.W.G. $\times$ 2' 7" long.	DTD.323	A-B

RESTRICTED

Hunter T. Mk. 7  
Issued with A/L No. 7

PIPING CHART

Part No.	Description	Size & Cutting Length	Material Specification	End Fittings
C.211689/68	Undercarriage 'down,' uniod to nose undercarriage shuttle valve	$\frac{1}{4}$ " o/d. $\times$ 22 S.W.G. $\times$ 1' 10" long.	DTD.323	A-A
C.211689/69	Undercarriage 'down,' shuttle valve to union ...	$\frac{1}{4}$ " o/d. $\times$ 22 S.W.G. $\times$ 2' 2" long.	DTD.323	A-B
C.211689/70	Undercarriage 'down,' union to union ...	$\frac{1}{4}$ " o/d. $\times$ 22 S.W.G. $\times$ 1' 5" long.	DTD.323	A-B
C.211689/71	Undercarriage 'down,' union to union ...	$\frac{1}{4}$ " o/d. $\times$ 22 S.W.G. $\times$ 3' 7" long.	DTD.323	A-B
C.211689/72	Undercarriage 'down,' union to union ...	$\frac{1}{4}$ " o/d. $\times$ 22 S.W.G. $\times$ 2' 3" long.	DTD.323	A-B
C.211689/73	Undercarriage 'down,' union to tee-piece ...	$\frac{1}{4}$ " o/d. $\times$ 22 S.W.G. $\times$ 1' 3" long.	DTD.323	A-A
C.211689/74	Undercarriage 'down,' tee-piece to nose wheel jack	$\frac{3}{16}$ " o/d. $\times$ 22 S.W.G. $\times$ 2' 3" long.	DTD.323	A-A
C.211689/75	Undercarriage 'down,' tee-piece to union ...	$\frac{3}{16}$ " o/d. $\times$ 22 S.W.G. $\times$ 1' 10" long.	DTD.323	G-B
C.211689/76	Undercarriage 'down,' union to union ...	$\frac{3}{16}$ " o/d. $\times$ 22 S.W.G. $\times$ 3' 4" long.	DTD.323	G-B
C.211689/77	Undercarriage 'down,' union to union ...	$\frac{3}{16}$ " o/d. $\times$ 22 S.W.G. $\times$ 2' 1" long.	DTD.323	G-B
C.211689/80	Pressure, 4 way piece to tee-piece ...	$\frac{1}{4}$ " o/d. $\times$ 22 S.W.G. $\times$ 1' 11" long.	DTD.323	A-A
C.211689/81	Pressure, tee-piece to brake accumulator ...	$\frac{1}{4}$ " o/d. $\times$ 22 S.W.G. $\times$ 3" long.	DTD.323	A-A
C.211689/82	Pressure, tee-piece to brake accumulator ...	$\frac{1}{4}$ " o/d. $\times$ 22 S.W.G. $\times$ 7 $\frac{1}{2}$ " long.	DTD.323	A-A
C.211689/84	Brake air, changing accumulator to bulkhead union	$\frac{3}{16}$ " o/d. $\times$ 22 S.W.G. $\times$ 3' 0" long.	DTD.323	G-G

RESTRICTED

## PIPING CHART

Part No.	Description	Size & Cutting Length	Material Specification	End Fittings
C.211689/85	Undercarriage emergency air, transport joint to union	$\frac{3}{16}$ " o/d. $\times$ 22 S.W.G. $\times$ 2' 2" long.	DTD.323	G-B
C.211689/86	Undercarriage emergency air, union to tee-piece	$\frac{3}{16}$ " o/d. $\times$ 22 S.W.G. $\times$ 1' 7" long.	DTD.323	G-G
C.211689/87	Undercarriage emergency air, tee-piece to bulkhead union	$\frac{3}{16}$ " o/d $\times$ 22 S.W.G. $\times$ 2' 7" long.	DTD.323	G-G
C.211689/88	Undercarriage emergency air, tee-piece to union	$\frac{3}{16}$ " o/d. $\times$ 22 S.W.G. $\times$ 1' 10" long.	DTD.323	G-B
C.211689/89	Undercarriage emergency air, union to nose undercarriage shuttle valve	$\frac{3}{16}$ " o/d. $\times$ 22 S.W.G. $\times$ 2' 4" long.	DTD.323	G-G
C.211689/90	Flap emergency air, transport joint to union ...	$\frac{3}{16}$ " o/d. $\times$ 22 S.W.G. $\times$ 2' 0" long.	DTD.323	G-B
C.211689/91	Flap emergency air, union to union ...	$\frac{3}{16}$ " o/d. $\times$ 22 S.W.G. $\times$ 2' 2" long.	DTD.323	G-B
C.211689/92	Flap emergency air, union to bulkhead connection	$\frac{3}{16}$ " o/d. $\times$ 22 S.W.G. $\times$ 2' 2" long.	DTD.323	G-G
C.211689/93	Pressure, non-return valve to tee-piece ...	$\frac{1}{4}$ " o/d. $\times$ 22 S.W.G. $\times$ 1' 5" long.	DTD.323	A-A
C.211689/94	Pressure, tee-piece to hood accumulator ...	$\frac{1}{4}$ " o/d. $\times$ 22 S.W.G. $\times$ 1' 11" long.	DTD.323	A-A
C.211689/95	Pressure, tee-piece to hood selector valve ...	$\frac{1}{4}$ " o/d. $\times$ 22 S.W.G. $\times$ 9" long.	DTD.323	A-A
C.211689/96	Return, non-return valve to tee-piece ...	$\frac{1}{4}$ " o/d. $\times$ 22 S.W.G. $\times$ 8" long.	DTD.323	A-A
C.211689/97	Return, tee-piece to 4 way piece ...	$\frac{1}{4}$ " o/d. $\times$ 22 S.W.G. $\times$ 6" long.	DTD.323	A-A
C.211689/98	Return, 4 way piece to hood selector valve ...	$\frac{1}{4}$ " o/d. $\times$ 22 S.W.G. $\times$ 10" long.	DTD.323	A-A
C.21689/101	Hood open, 4 way piece to locking jack ...	$\frac{3}{16}$ " o/d. $\times$ 22 S.W.G. $\times$ 3' 1" long.	DTD.323	G-C
C.211689/102	Hood open, 4 way piece to sequence valve ...	$\frac{1}{4}$ " o/d. $\times$ 22 S.W.G. $\times$ 1' 4" long.	DTD.323	G-G
C.211689/103	Hood open, 4 way piece to selector valve ...	$\frac{1}{4}$ " o/d. $\times$ 22 S.W.G. $\times$ 1' 5" long.	DTD.323	A-A
C.211689/107	Hood closed, selector valve to tee-piece ...	$\frac{1}{4}$ " o/d. $\times$ 22 S.W.G. $\times$ 1' 6" long.	DTD.323	A-A
C.211689/108	Hood open, sequence valve to restrictor valve ...	$\frac{3}{16}$ " o/d. $\times$ 22 S.W.G. $\times$ 1' 2" long.	DTD.323	G-G

## PIPING CHART

Part No.	Description	Size & Cutting Length	Material Specification	End Fittings
C.211689/110	Hood open, bulkhead connection to operating jack	$\frac{3}{16}$ " o/d. $\times$ 22 S.W.G. $\times$ 2' 6" long.	DTD.323	G-G
C.211689/113	Hood closed, bulkhead connection to operating jack	$\frac{3}{16}$ " o/d. $\times$ 22 S.W.G. $\times$ 2' 6" long.	DTD.323	G-G
C.211689/118	Hood closed, 4 way piece to locking jack ...	$\frac{3}{16}$ " o/d. $\times$ 22 S.W.G. $\times$ 3' 0" long.	DTD.323	G-C
C.211689/122	Hood air changing, accumulator to union ...	$\frac{3}{16}$ " o/d. $\times$ 22 S.W.G. $\times$ 3' 2" long.	DTD.323	G-G
C.211689/123	Hood air charging, union to union ... ..	$\frac{3}{16}$ " o/d. $\times$ 22 S.W.G. $\times$ 1' 4" long.	DTD.323	B-G
C.211689/124	Hood air changing, union to union ... ..	$\frac{3}{16}$ " o/d. $\times$ 22 S.W.G. $\times$ 1' 3" long.	DRD.323	B-G
C.211689/125	Hood air changing, union to tee-piece ... ..	$\frac{3}{16}$ " o/d. $\times$ 22 S.W.G. $\times$ 1' 3" long.	DTD.323	B-G
C.211689/126	Hood air changing, tee-piece to pressure gauge	$\frac{3}{16}$ " o/d. $\times$ 22 S.W.G. $\times$ 10" long.	DTD.323	G-C
C.211689/127	Hood air changing, tee-piece to changing connection	$\frac{3}{16}$ " o/d. $\times$ 22 S.W.G. $\times$ 10" long.	DTD.323	G-G
C.211689/129	Emergency air changing, changing connection to union	$\frac{3}{16}$ " o/d. $\times$ 22 S.W.G. $\times$ 2' 0" long.	DTD.323	G-G
C.211689/130	Emergency air changing, union to bulkhead connection	$\frac{3}{16}$ " o/d. $\times$ 22 S.W.G. $\times$ 2' 2" long.	DTD.323	B-G
C.211689/131	Emergency air changing bulkhead connection to 4 way piece	$\frac{3}{16}$ " o/d. $\times$ 22 S.W.G. $\times$ 1' 2" long.	DTD.323	G-G
C.211689/132	Emergency air changing, 4 way piece to non-return valve	$\frac{3}{16}$ " o/d. $\times$ 22 S.W.G. $\times$ 6" long.	DTD.323	G-G
C.211689/133	Emergency air changing, non-return valve to undercarriage air bottle	$\frac{3}{16}$ " o/d. $\times$ 22 S.W.G. $\times$ 5" long.	DTD.323	G-G
C.211689/134	Emergency air changing, 4 way piece to non-return valve	$\frac{3}{16}$ " o/d. $\times$ 22 S.W.G. $\times$ 5" long.	DTD.323	G-G
C.211689/135	Emergency air changing, non-return valve to flap air bottle	$\frac{3}{16}$ " o/d. $\times$ 22 S.W.G. $\times$ 8" long.	DTD.323	G-G
C.211689/136	Flap air, air bottle to union... ..	$\frac{3}{16}$ " o/d. $\times$ 22 S.W.G. $\times$ 2' 3" long.	DTD.323	G-B
C.211689/137	Flap air, union to tee-piece ... ..	$\frac{3}{16}$ " o/d. $\times$ 22 S.W.G. $\times$ 1' 10" long.	DTD.323	G-G
C.211689/138	Flap air, tee-piece to gauge ... ..	$\frac{3}{16}$ " o/d. $\times$ 22 S.W.G. $\times$ 1' 9" long.	DTD.323	G-C



## PIPING CHART

Part No.	Description	Size & Cutting Length	Material Specification	End Fittings
C.211689/139	Undercarriage air, tee-piece to gauge ...	$\frac{3}{16}$ " o/d. $\times$ 22 S.W.G. $\times$ 1' 10" long.	DTD.323	G-C
C.211689/140	Undercarriage air, tee-piece to air bottle ...	$\frac{3}{16}$ " o/d. $\times$ 22 S.W.G. $\times$ 2' 9" long.	DTD.323	G-G
C.211689/141	Undercarriage air, bulkhead connection to union	$\frac{3}{16}$ " o/d. $\times$ 22 S.W.G. $\times$ 2' 9" long.	DTD.323	G-B
C.211689/142	Undercarriage air, union to undercarriage emergency air valve	$\frac{3}{16}$ " o/d. $\times$ 22 S.W.G. $\times$ 3' 2" long.	DTD.323	G-G
C.211689/143	Undercarriage air, tee-piece to undercarriage emergency air valve	$\frac{3}{16}$ " o/d. $\times$ 22 S.W.G. $\times$ 2' 10" long.	DTD.323	G-G
C.211689/144	Flap air, bulkhead connection to union ...	$\frac{3}{16}$ " o/d. $\times$ 22 S.W.G. $\times$ 3' 0" long.	DTD.323	G-B
C.211689/145	Flap air, union to union ...	$\frac{3}{16}$ " o/d. $\times$ 22 S.W.G. $\times$ 3' 2" long.	DTD.323	G-B
C.211689/146	Flap air, union to flap emergency air valve ...	$\frac{3}{16}$ " o/d. $\times$ 22 S.W.G. $\times$ 2' 5" long.	DTD.323	G-G
C.211689/147	Flap air, union to flap emergency air valve ...	$\frac{3}{16}$ " o/d. $\times$ 22 S.W.G. $\times$ 3' 3" long.	DTD.323	G-G
C.211689/148	Flap air, union to flap emergency air valve ...	$\frac{3}{16}$ " o/d. $\times$ 22 S.W.G. $\times$ 2' 3" long.	DTD.323	G-G
C.211689/152	Brake accumulator, bulkhead connection to gauge	$\frac{3}{16}$ " o/d. $\times$ 22 S.W.G. $\times$ 4' 4" long.	DTD.323	G-C
C.211689/154	Aileron gearing, union to union ...	$\frac{1}{4}$ " o/d. $\times$ 22 S.W.G. $\times$ 3' 9" long.	DTD.323	A-B
C.211689/155	Undercarriage up, union to nose wheel forward jack	$\frac{3}{16}$ " o/d. $\times$ 22 S.W.G. $\times$ 3' 6" long.	DTD.323	G-G
C.211689/156	Undercarriage down union to restrictor valve ...	$\frac{3}{16}$ " o/d. $\times$ 22 S.W.G. $\times$ 2' 10" long.	DTD.323	G-G
C.211689/157	Undercarriage down restrictor valve to nose wheel forward jack	$\frac{3}{16}$ " o/d. $\times$ 22 S.W.G. $\times$ 4' 3" long.	DTD.323	G-G
C.211689/158	Brake air changing, changing connection to accumulator	$\frac{3}{16}$ " o/d. $\times$ 22 S.W.G. $\times$ 1' 2" long.	DTD.323	G-G
C.211689/159	Return 4 way piece to thermal relief valve ...	$\frac{3}{16}$ " o/d. $\times$ 22 S.W.G. $\times$ 9" long.	DTD.323	G-G
C.211689/160	Hood open, thermal relief valve to 4 way piece...	$\frac{3}{16}$ " o/d. $\times$ 22 S.W.G. $\times$ 9" long.	DTD.323	G-G
C.211689/161	Return, 4 way piece to thermal relief valve ...	$\frac{3}{16}$ " o/d. $\times$ 22 S.W.G. $\times$ 1' 3" long.	DTD.323	G-G

## PIPING CHART

Part No.	Description	Size & Cutting Length	Material Specification	End Fittings
C.211689/162	Hood closed, thermal relief valve to tee-piece ...	$\frac{3}{16}$ " o/d. $\times$ 22 S.W.G. $\times$ 1' 0" long.	DTD.323	G-G
C.211689/163	Hood closed, tee-piece to restrictor valve ...	$\frac{3}{16}$ " o/d. $\times$ 22 S.W.G. $\times$ 2' 1" long.	DTD.323	G-G
C.211689/164	Hood closed restrictor valve to bulkhead connection	$\frac{3}{16}$ " o/d. $\times$ 22 S.W.G. $\times$ 2' 4" long.	DTD.323	G-G
C.211689/165	Hood open, restrictor valve to bulkhead connection	$\frac{3}{16}$ " o/d. $\times$ 22 S.W.G. $\times$ 3' 3" long.	DTD.323	G-G
C.211689/166	Hood closed bulkhead connection to 4 way piece	$\frac{3}{16}$ " o/d. $\times$ 22 S.W.G. $\times$ 3' 6" long.	DTD.323	G-G
C.211689/167	Return, sequence valve to non-return valve ...	$\frac{3}{16}$ " o/d. $\times$ 22 S.W.G. $\times$ 1' 7" long.	DTD.323	G-G
C.211689/168	Return, non-return valve to tee-piece ... ..	$\frac{3}{16}$ " o/d. $\times$ 22 S.W.G. $\times$ 1' 9" long.	DTD.323	G-G
C.211689/169	Hood closed, 4 way piece to union ... ..	$\frac{3}{16}$ " o/d. $\times$ 22 S.W.G. $\times$ 2' 7" long.	DTD.323	G-G
C.211689/170	Hood closed, union to sequence valve ... ..	$\frac{3}{16}$ " o/d. $\times$ 22 S.W.G. $\times$ 2' 0" long.	DTD.323	B-G
C.211689/171	Pressure union to tee-piece ... ..	$\frac{1}{4}$ " o/d. $\times$ 22 S.W.G. $\times$ 1' 9" long.	DTD.323	A-A
C.211689/172	Pressure, tee-piece to union... ..	$\frac{1}{4}$ " o/d. $\times$ 22 S.W.G. $\times$ 1' 3" long.	DTE.323	A-B
C.211689/173	Pressure, tee-piece to pressure switch ... ..	$\frac{3}{16}$ " o/d. $\times$ 22 S.W.G. $\times$ 1' 3" long.	DTD.323	G-G
C.211689/174	Return, union to tee-piece ... ..	$\frac{1}{4}$ " o/d. $\times$ 22 S.W.G. $\times$ 9" long.	DTD.323	B-A
C.211689/175	Return, tee-piece to union ... ..	$\frac{1}{4}$ " o/d. $\times$ 22 S.W.G. $\times$ 1' 5" long.	DTD.323	A-A
C.211689/176	Aileron gearing, union to union ... ..	$\frac{1}{4}$ " o/d. $\times$ 22 S.W.G. $\times$ 1' 3" long.	DTD.323	A-B
C.211689/177	Aileron gearing, union to union ... ..	$\frac{1}{4}$ " o/d. $\times$ 22 S.W.G. $\times$ 2' 3" long.	DTD.323	A-B
C.211689/178	Aileron gearing, union to union ... ..	$\frac{1}{4}$ " o/d. $\times$ 22 S.W.G. $\times$ 2' 2" long.	DTD.323	A-B
C.211689/179	Aileron gearing, union to union ... ..	$\frac{1}{4}$ " o/d. $\times$ 22 S.W.G. $\times$ 2' 6" long.	DTD.323	A-B
C.211689/180	Aileron gearing, union to union ... ..	$\frac{1}{4}$ " o/d. $\times$ 22 S.W.G. $\times$ 1' 9" long.	DTD.323	A-B

PIPING CHART

Part No.	Description	Size & Cutting Length	Material Specification	End Fittings
C.211689/181	Aileron gearing, union to union ... ..	$\frac{1}{4}$ " o/d. $\times$ 22 S.W.G. $\times$ 3' 0" long.	DTD.323	A-B
C.211689/182	Aileron gearing, union to shuttle valve ... ..	$\frac{1}{4}$ " o/d. $\times$ 22 S.W.G. $\times$ 1' 8" long.	DTD.323	A-A
C.211689/183	Aileron gearing shuttle valve to flexible hose ... ..	$\frac{1}{4}$ " o/d. $\times$ 22 S.W.G. $\times$ 1' 6" long.	DTD.323	A-A
C.211689/184	Return, shuttle valve to tee-piece ... ..	$\frac{1}{4}$ " o/d. $\times$ 22 S.W.G. $\times$ 1' 5" long.	DTD.323	A-A
C.211689/185	Port brake, bulkhead connection to gauge ... ..	$\frac{3}{16}$ " o/d. $\times$ 22 S.W.G. $\times$ 3' 9" long.	DTD.323	G-G
C.211689/186	Pressure, bulkhead connection to gauge ... ..	$\frac{3}{16}$ " o/d. $\times$ 22 S.W.G. $\times$ 4' 0" long.	DTD.323	G-G
C.211689/187	Starboard brake, bulkhead connection to gauge ... ..	$\frac{3}{16}$ " o/d. $\times$ 22 S.W.G. $\times$ 4' 1" long.	DTD.323	G-G
C.211689/202	Starboard brake, tee-piece to pressure relay valve (Mod. 803)	$\frac{3}{16}$ " o/d. $\times$ 22 S.W.G. $\times$ 1' 8" long.	DTD.323	G-G
C.211689/204	Starboard brake, pressure relay valve to bulkhead union (Mod. 803)	$\frac{3}{16}$ " o/d. $\times$ 22 S.W.G. $\times$ 2' 2" long.	DTD.323	G-G
C.211689/205	Port brake, tee-piece to pressure relay valve (Mod. 803)	$\frac{3}{16}$ " o/d. $\times$ 22 S.W.G. $\times$ 7" long.	DTD.323	G-G
C.211689/206	Port, brake, pressure relay valve to bulkhead union (Mod. 803)	$\frac{3}{16}$ " o/d. $\times$ 22 S.W.G. $\times$ 2' 4" long.	DTD.323	G-G
C.211689/207	Pressure, tee-piece to pressure relay valve (Mod. 803)	$\frac{3}{16}$ " o/d. $\times$ 22 S.W.G. $\times$ 2' 1" long.	DTD.323	G-G
C.211689/208	Pressure, pressure relay valve to choke (Mod. 803)	$\frac{3}{16}$ " o/d. $\times$ 22 S.W.G. $\times$ 5" long.	DTD.323	G-G
C.211689/209	Pressure, choke to bulkhead connection (Mod. 803)	$\frac{3}{16}$ " o/d. $\times$ 22 S.W.G. $\times$ 6" long.	DTD.323	G-G
C.211689/250	Return, 4 way piece to sequence valve (Mod. 813)	$\frac{3}{16}$ " o/d. $\times$ 22 S.W.G. $\times$ 1' 9" long.	DTD.323	G-G
C.211689/251	Return, sequence valve to restrictor valve (Mod. 813)	$\frac{3}{16}$ " o/d. $\times$ 22 S.W.G. $\times$ 6" long.	DTD.323	G-G
C.211689/252	Return, non-return valve to 4 way piece (Mod. 813)	$\frac{3}{16}$ " o/d. $\times$ 22 S.W.G. $\times$ 1' 8" long.	DTD.323	G-G
C.211689/253	Return, non-return valve to 4 way piece (Mod. 813)	$\frac{3}{16}$ " o/d. $\times$ 22 S.W.G. $\times$ 9" long.	DTD.323	G-G

RESTRICTED

Hunter T. Mk. 7  
Issued with A/L No. 7

## PIPING CHART

Part No.	Description	Size & Cutting Length	Material Specification	End Fittings
A.212212/1	Connection to union ... ..	$\frac{3}{16}$ " o/d. $\times$ 22 S.W.G. $\times$ 1' 9" long.	DTD.253	G-B
A.212212/2	Union to pressure switch ... ..	$\frac{3}{16}$ " o/d. $\times$ 22 S.W.G. $\times$ 2' 8" long.	DTD.253	G-G
A.212212/3	Connection to union ... ..	$\frac{3}{16}$ " o/d. $\times$ 22 S.W.G. $\times$ 1' 2" long.	DTD.253	G-B
A.212212/4	Union to pressure switch ... ..	$\frac{3}{16}$ " o/d. $\times$ 22 S.W.G. $\times$ 2' 5" long.	DTD.253	G-G
A.212659/1	Anti-" G " valve to joint, port ... ..	$\frac{1}{2}$ " o/d. $\times$ 22 S.W.G. $\times$ 1' 2" long.	L.54	Beaded
A.212659/2	Anti-' G ' valve to joint, starboard ... ..	$\frac{1}{2}$ " o/d. $\times$ 22 S.W.G. $\times$ 1' 6" long.	L.54	Beaded
A.212659/8	Joint to joint ... ..	$\frac{1}{2}$ " o/d. $\times$ 22 S.W.G. $\times$ 2' 2" long.	L.54	Beaded
A.212659/10	Joint to hose ... ..	$\frac{1}{2}$ " o/d. $\times$ 20 S.W.G. $\times$ 3' 7" long.	DTD.323	Beaded
A.212659/11	Joint to hose ... ..	$\frac{1}{2}$ " o/d. $\times$ 20 S.W.G. $\times$ 3' 4" long.	DTD.323	Beaded
A.212660/1	4 way piece to non-return valve ... ..	$\frac{3}{16}$ " o/d. $\times$ 22 S.W.G. $\times$ 10" long.	DTD.323	G-G
A.212660/2	Non-return valve to air bottle ... ..	$\frac{3}{16}$ " o/d. $\times$ 22 S.W.G. $\times$ 6" long.	DTD.323	G-G
A.212660/3	Bottle to bottle ... ..	$\frac{3}{16}$ " o/d. $\times$ 22 S.W.G. $\times$ 5" long.	DTD.323	G-G
A.212660/4	Bottle to filter ... ..	$\frac{3}{16}$ " o/d. $\times$ 22 S.W.G. $\times$ 1' 4" long.	DTD.323	G-G

RESTRICTED

## PIPING CHART

Part No.	Description	Size & Cutting Length	Material Specification	End Fittings
A.212660/5	Filter to union ... ..	$\frac{1}{4}$ " o/d. $\times$ 22 S.W.G. $\times$ 3' 4" long.	DTD.323	A-B
A.212660/6	Union to valve selector ... ..	$\frac{1}{4}$ " o/d. $\times$ 22 S.W.G. $\times$ 3' 4" long.	DTD.323	A-A
A.212660/7	Valve selector to valve reducing ... ..	$\frac{1}{4}$ " o/d. $\times$ 22 S.W.G. $\times$ 5' 0" long.	DTD.323	A-A
A.212660/8	Valve reducing to union ... ..	$\frac{1}{4}$ " o/d. $\times$ 22 S.W.G. $\times$ 2' 4" long.	DTD.323	A-B
A.212660/9	Union to union ... ..	$\frac{1}{4}$ " o/d. $\times$ 22 S.W.G. $\times$ 2' 0" long.	DTD.323	A-B
A.212660/10	Union to tee-piece ... ..	$\frac{1}{4}$ " o/d. $\times$ 22 S.W.G. $\times$ 2' 0" long.	DTD.323	A-A
A.212660/11	Tee-piece to valve reducing ... ..	$\frac{1}{4}$ " o/d. $\times$ 22 S.W.G. $\times$ 9" long.	DTD.323	A-A
A.212660/12	Tee-piece to pressure gauge ... ..	$\frac{3}{16}$ " o/d. $\times$ 22 S.W.G. $\times$ 3' 4" long.	DTD.323	G-C
B.213254/1	Low pressure, by-pass valve to spacer pipe ...	$\frac{1}{4}$ " o/d. $\times$ 22 S.W.G. $\times$ 9" long.	DTD.253	A-A
B.213254/2	High pressure, by-pass valve to junction ... ..	$\frac{1}{4}$ " o/d. $\times$ 22 S.W.G. $\times$ 1' 2" long.	DTD.253	A-A
B.213254/3	Hood seal, fuel cooler to connection ... ..	$\frac{1}{4}$ " o/d. $\times$ 22 S.W.G. $\times$ 2' 3" long.	DTD.253	A-A
B.213254/5	Air supply, electro magnetic valve to bulkhead union	$\frac{1}{4}$ " o/d. $\times$ 22 S.W.G. $\times$ 1' 4" long.	DTD.253	A-A
B.213254/6	Air supply, electro magnetic valve to connection	$\frac{1}{4}$ " o/d. $\times$ 22 S.W.G. $\times$ 1' 0" long.	DTD.253	A-A
B.213254/7	Hood, supply frame 6 to aft of frame 7 ... ..	$\frac{1}{4}$ " o/d. $\times$ 22 S.W.G. $\times$ 1' 6" long.	DTD.253	A-D
B.213254/8	Hood supply, tee-piece to reducing valve ...	$\frac{1}{4}$ " o/d. $\times$ 22 S.W.G. $\times$ 8" long.	DTD.253	A-A
B.213254/9	Hood supply reducing valve to bulkhead connection	$\frac{1}{4}$ " o/d. $\times$ 22 S.W.G. $\times$ 1' 6" long.	DTD.253	A-A
B.213254/10	Hood supply, bulkhead union to electro magnetic valve	$\frac{1}{4}$ " o/d. $\times$ 22 S.W.G. $\times$ 2' 0" long.	DTD.253	A-A

RESTRICTED

Hunter T. Mk. 7  
Issued with A/L No. 7

## PIPING CHART

Part No.	Description	Size & Cutting Length	Material Specification	End Fittings
B.213254/12	Hood supply, non-return valve to connection ...	$\frac{1}{4}$ " o/d. $\times$ 22 S.W.G. $\times$ 1' 3" long.	DTD.253	A-D
B.213254/13	Air supply, extractor valve to aft of frame 7 ...	$\frac{1}{4}$ " o/d. $\times$ 22 S.W.G. $\times$ 3' 6" long.	DTD.253	A-A
B.213254/14	Air supply, aft of frame 12 to extractor valve ...	$\frac{1}{4}$ " o/d. $\times$ 22 S.W.G. $\times$ 3' 6" long.	DTD.253	A-A
B.213254/18	Hood supply, aft of frame 7 to aft of frame 8 ...	$\frac{1}{4}$ " o/d. $\times$ 22 S.W.G. $\times$ 1' 6" long.	DTD.253	A-D
B.213254/19	Hood supply, aft of frame 8 to aft of frame 12	$\frac{1}{4}$ " o/d. $\times$ 22 S.W.G. $\times$ 4' 0" long.	DTD.253	A-A
B.213254/20	Hood supply, aft of frame 12 to tee-piece ...	$\frac{1}{4}$ " o/d. $\times$ 22 S.W.G. $\times$ 3' 6" long.	DTD.253	D-A
B.213254/21	Air supply, aft of frame 7 to aft of frame 8 ...	$\frac{1}{4}$ " o/d. $\times$ 22 S.W.G. $\times$ 1' 6" long.	DTD.253	D-D
B.213254/22	Air supply, aft of frame 8 to aft of frame 12 ...	$\frac{1}{4}$ " o/d. $\times$ 22 S.W.G. $\times$ 4' 0" long.	DTD.253	A-D
B.213253/23	Hood supply, electro magnetic valve to hood seal connection	$\frac{1}{4}$ " o/d. $\times$ 22 S.W.G. $\times$ 2' 3" long.	DTD.253	A-A
B.213254/24	Guard to frame 6 ... ..	$\frac{1}{4}$ " o/d. $\times$ 22 S.W.G. $\times$ 1' 6" long.	DTD.253	A-A
B.213254/26	Discharge valve to frame 6 ... ..	$\frac{1}{4}$ " o/d. $\times$ 22 S.W.G. $\times$ 7" long	DTD.253	A-A
B.213254/27	Frame 6 to pressure controller ... ..	$\frac{1}{4}$ " o/d. $\times$ 22 S.W.G. $\times$ 1' 0" long.	DTD.253	A-A
B.213254/28	Drain ... ..	$\frac{3}{16}$ " o/d. $\times$ 22 S.W.G. $\times$ 3' 0" long.	DTD.253	C-Plain
B.213254/32	Hood supply, connection to connection ... ..	$\frac{1}{4}$ " o/d. $\times$ 22 S.W.G. $\times$ 2' 9" long.	DTD.253	A-D
B.213254/33	Hood supply, connection to frame 18A ... ..	$\frac{1}{4}$ " o/d. $\times$ 22 S.W.G. $\times$ 2' 4" long.	DTD.253	A-D
B.213254/34	Hood supply, frame 18A to centre fuselage ...	$\frac{1}{4}$ " o/d. $\times$ 22 S.W.G. $\times$ 2' 8" long.	DTD.243	A-D
B.213254/36	Air supply extractor valve to electro magnetic valve	$\frac{1}{4}$ " o/d. $\times$ 22 S.W.G. $\times$ 6" long.	DTD.253	A-A

RESTRICTED

PIPING CHART

Part No.	Description	Size & Cutting Length	Material Specification	End Fittings
A.213666/1	Pressure, tee-piece to union... ..	$\frac{5}{16}$ " o/d. $\times$ 22 S.W.G. $\times$ 1' 2" long.	L.67	Plain
A.213666/2	Static, tee-piece to union ... ..	$\frac{5}{16}$ " o/d. $\times$ 22 S.W.G. $\times$ 11" long.	L.67	Plain
A.213666/3	Pressure, union to union ... ..	$\frac{5}{16}$ " o/d. $\times$ 22 S.W.G. $\times$ 1' 11" long.	L.67	Plain
A.213666/4	Static union to bulkhead connection ... ..	$\frac{5}{16}$ " o/d. $\times$ 22 S.W.G. $\times$ 2' 3" long.	L.67	Plain
A.213666/5	Pressure union to bulkhead connection ... ..	$\frac{5}{16}$ " o/d. $\times$ 22 S.W.G. $\times$ 2' 10" long.	L.67	Plain
A.213666/6	Static, union to bulkhead connection ... ..	$\frac{5}{16}$ " o/d. $\times$ 22 S.W.G. $\times$ 2' 9" long.	L.67	Plain
A.213666/7	Pressure, bulkhead connection to union ... ..	$\frac{5}{16}$ " o/d. $\times$ 22 S.W.G. $\times$ 2' 4" long.	L.67	Plain
A.213666/8	Static, bulkhead connection to union ... ..	$\frac{5}{16}$ " o/d. $\times$ 22 S.W.G. $\times$ 2' 2" long.	L.67	Plain
A.213666/9	Pressure, union to union ... ..	$\frac{5}{16}$ " o/d. $\times$ 22 S.W.G. $\times$ 3' 0" long.	L.67	Plain
A.213666/10	Static, union to union ... ..	$\frac{5}{16}$ " o/d. $\times$ 22 S.W.G. $\times$ 3' 3" long.	L.67	Plain
A.213666/15	Pressure, tee-piece to tee-piece ... ..	$\frac{5}{16}$ " o/d. $\times$ 22 S.W.G. $\times$ 2' 0" long.	L.67	Plain
A.213666/16	Static, tee-piece to tee-piece ... ..	$\frac{5}{16}$ " o/d. $\times$ 22 S.W.G. $\times$ 1' 11" long.	L.67	Plain
A.213666/17	Pressure, elbow to tee-piece ... ..	$\frac{5}{16}$ " o/d. $\times$ 22 S.W.G. $\times$ 3' 0" long.	L.67	Plain
A.213666/18	Static, tee-piece to gyro gun sight, port ... ..	$\frac{5}{16}$ " o/d. $\times$ 22 S.W.G. $\times$ 8" long.	L.67	Plain
A.213666/19	Pressure, tee-piece to airspeed indicator ... ..	$\frac{5}{16}$ " o/d. $\times$ 22 S.W.G. $\times$ 2' 4" long.	L.67	Plain
A.213666/20	Static, tee-piece to tee-piece ... ..	$\frac{5}{16}$ " o/d. $\times$ 22 S.W.G. $\times$ 2' 9" long.	L.67	Plain
A.213666/21	Pressure, tee-piece to union... ..	$\frac{5}{16}$ " o/d. $\times$ 22 S.W.G. $\times$ 4' 0" long.	L.67	Plain
A.213666/22	Static, tee-piece to tee-piece ... ..	$\frac{5}{16}$ " o/d. $\times$ 22 S.W.G. $\times$ 2' 1" long.	L.67	Plain
A.213666/23	Pressure union to auto stabiliser unit pressure ... ..	$\frac{5}{16}$ " o/d. $\times$ 22 S.W.G. $\times$ 1' 5" long.	L.67	Plain

RESTRICTED

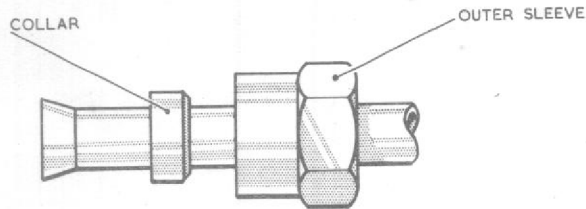
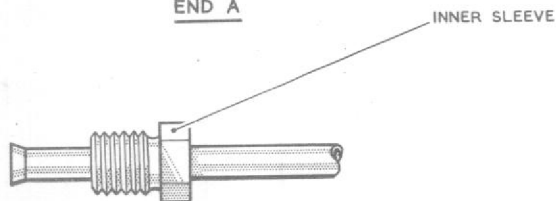
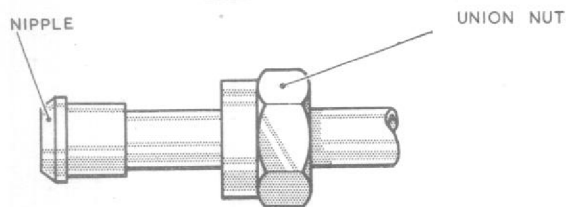
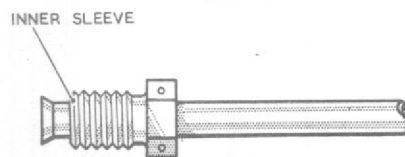
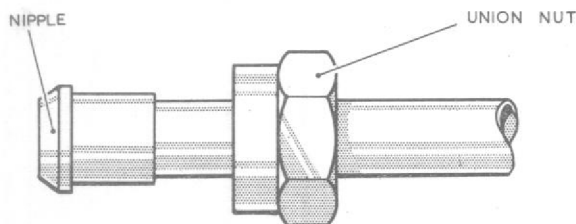
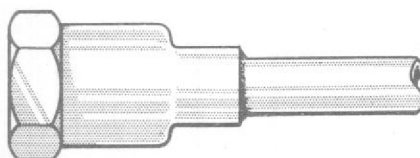
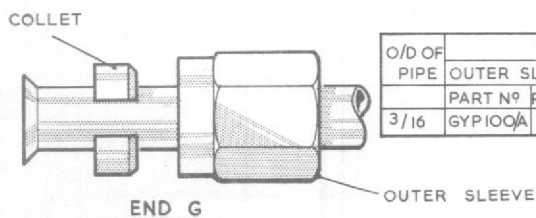
Hunter T. Mk. 7  
Issued with A/L No. 7

## PIPING CHART

Part No.	Description	Size & Cutting Length	Material Specification	End Fittings
A.213666/24	Static, tee-piece to gyro gun sight, starboard ...	$\frac{5}{16}$ " o/d. $\times$ 22 S.W.G. $\times$ 1' 10" long.	L.67	Plain
A.213666/26	Static, tee-piece to tee-piece ... ..	$\frac{5}{16}$ " o/d. $\times$ 22 S.W.G. $\times$ 1' 11" long.	L.67	Plain
A.213666/28	Static, tee-piece to airspeed indicator ... ..	$\frac{5}{16}$ " o/d. $\times$ 22 S.W.G. $\times$ 6" long.	L.67	Plain
A.213666/29	Pressure, union to tee-piece... ..	$\frac{5}{16}$ " o/d. $\times$ 22 S.W.G. $\times$ 1' 2" long.	L.67	Plain
A.213666/30	Static, tee-piece to altimeter ... ..	$\frac{5}{16}$ " o/d. $\times$ 22 S.W.G. $\times$ 1' 4" long.	L.67	Plain
A.213666/31	Pressure, tee-piece to union... ..	$\frac{5}{16}$ " o/d. $\times$ 22 S.W.G. $\times$ 8" long.	L.67	Plain
A.213666/32	Static, tee-piece to union ... ..	$\frac{5}{16}$ " o/d. $\times$ 22 S.W.G. $\times$ 4' 0" long.	L.67	Plain
A.213666/33	Pressure, tee-piece to instrument panel ... ..	$\frac{5}{16}$ " o/d. $\times$ 22 S.W.G. $\times$ 5" long.	L.67	Plain
A.213666/34	Static, union to auto-stabiliser unit ... ..	$\frac{5}{16}$ " o/d. $\times$ 22 S.W.G. $\times$ 1' 4" long.	L.67	Plain
A.213666/38	Static, union to tee-piece ... ..	$\frac{5}{16}$ " o/d. $\times$ 22 S.W.G. $\times$ 1' 2" long.	L.67	Plain
A.213666/40	Static, tee-piece to union ... ..	$\frac{5}{16}$ " o/d. $\times$ 22 S.W.G. $\times$ 8" long.	L.67	Plain
A.213666/42	Static tee-piece to instrument panel ... ..	$\frac{5}{16}$ " o/d. $\times$ 22 S.W.G. $\times$ 5" long.	L.67	Plain

RESTRICTED



END AEND BEND CEND DEND EEND FEND G

O/D OF PIPE	END G			
	OUTER SLEEVE		COLLET	
	PART N°	REF N°	PART N°	REF N°
3/16	GY100/A		GY101/A	

O/D OF PIPE	END A			
	OUTER SLEEVE		COLLAR	
	PART N°	REF N°	PART N°	REF N°
3/16	AGS. 904.A	28 F/5721	AGS. 952.A	28F/6344
1/4	AGS. 904.B	28 F/5722	AGS. 952.B	28F/6353
5/16	AGS. 904.BB	28 F/5723	AGS. 952.BB	28F/8297
3/8	AGS. 904.C	28 F/5604	AGS. 952.C	28F/7245
7/16	AGS. 904.CC	28 F/5724	F 183351	26AQ/2677
1/2	AGS. 904.D	28 F/5605	AGS. 952.D	28F/6354
5/8	AGS. 904.E	28 F/5606	AGS. 952.E	28F/6355

O/D OF PIPE	END B	
	INNER SLEEVE	
	PART N°	REF N°
3/16	AGS. 1218.A	28F/11280
1/4	AGS. 1218.B	28F/11281
3/8	AGS. 1218.C	28F/11283
1/2	AGS. 1218.D	28F/11285

O/D OF PIPE	END C			
	UNION NUT		NIPPLE	
	PART N°	REF N°	PART N°	REF N°
3/16	AGS. 1216.A	28M/11690	AGS. 209.A	28N/738
3/8	AGS. 1216.C	28M/	AGS. 209.D	28N/741
1/2	AGS. 1217.D	28M/11297	AGS. 209.F	28N/743

O/D OF PIPE	END D	
	INNER SLEEVE	
	PART N°	REF N°
3/16	AGS. 905.A	28F/5715
1/4	AGS. 905.B	28F/5716

O/D OF PIPE	END E			
	UNION NUT		NIPPLE	
	PART N°	REF N°	PART N°	REF N°
3/16	AGS. 1187.A	28M/	AGS. 209.A	28N/738
1/2	AGS. 1187.D	28M/9500	AGS. 209.F	28N/743

O/D OF PIPE	END F	
	CONNECTION	
	PART N°	REF N°
5/16	F 172505	

END H

O/D OF PIPE	END H
3/16	BANJO
	PART N°
	F. 202450



This file was downloaded  
from the RTFM Library.

Link: [www.scottbouch.com/rtfm](http://www.scottbouch.com/rtfm)

Please see site for usage terms,  
and more aircraft documents.

